

LOUISIANA FARM LABOR



US Minimum Wage Tracker 2019-2024

PUB.#50

Report in a Snapshot

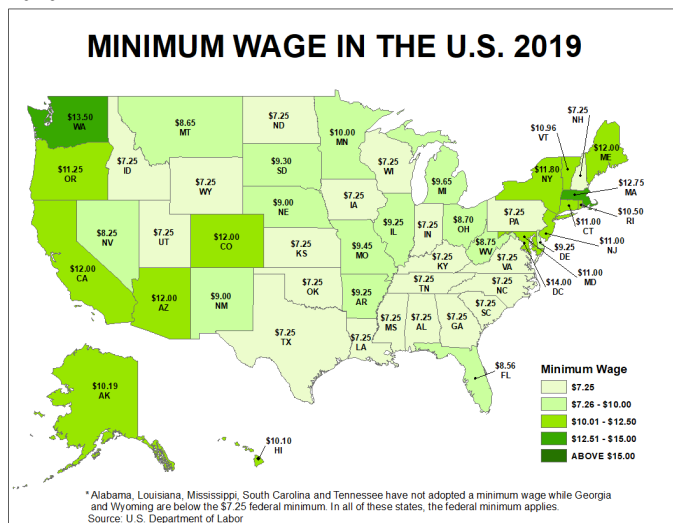
The federal minimum wage has not changed since 2009 remaining at \$7.25 per hour. However, over the years states and localities have decided on their own minimum wages. The maps below report on yearly changes and document changes in the wage rate as of March 1, 2024.

- 1) **Five States with no minimum wage, adopting the federal wage rate:** Alabama, Mississippi, Louisiana, Tennessee, and South Carolina.
- 2) **The period 2019-2024, 14 States passed major changes to minimum wage law.**
- 3) **Fifty-three localities with higher wage than the state's minimum wage**

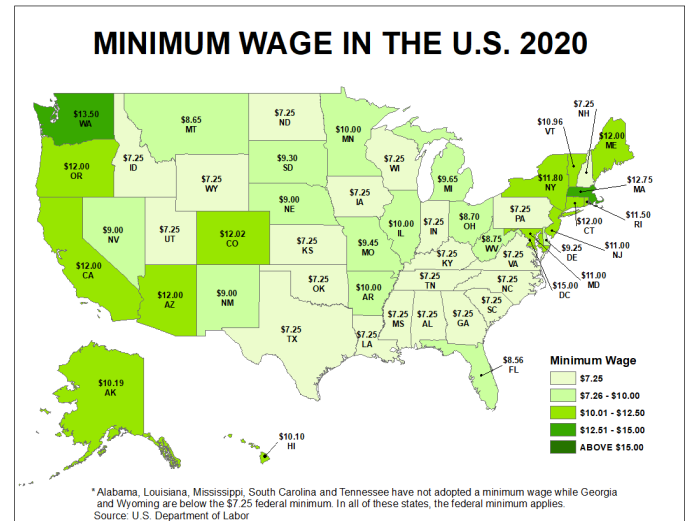
Minimum Wage through the years

The figures below document minimum wage rates the period 2019-2023. Our benchmark is the federal rate at \$7.25 and then we report changes by \$2.5 increments up to \$15.

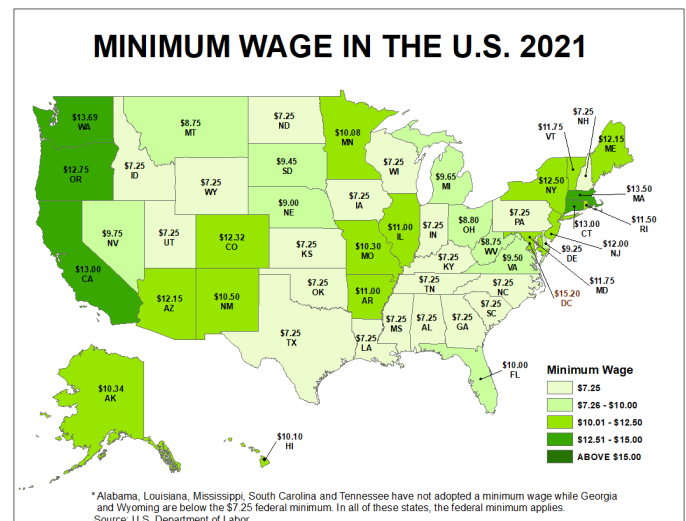
2019

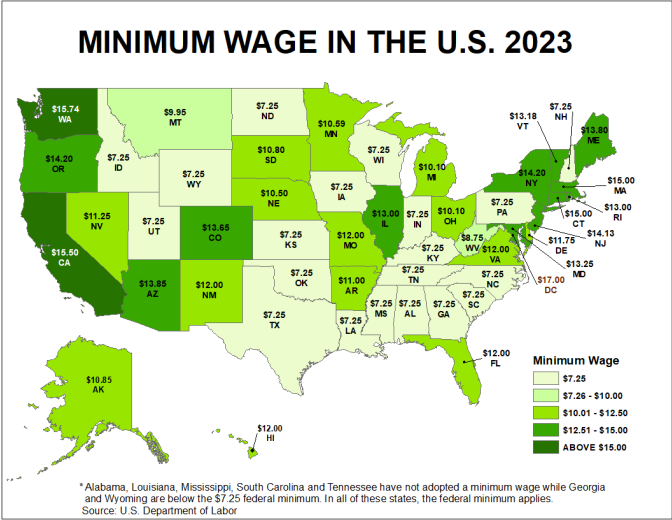
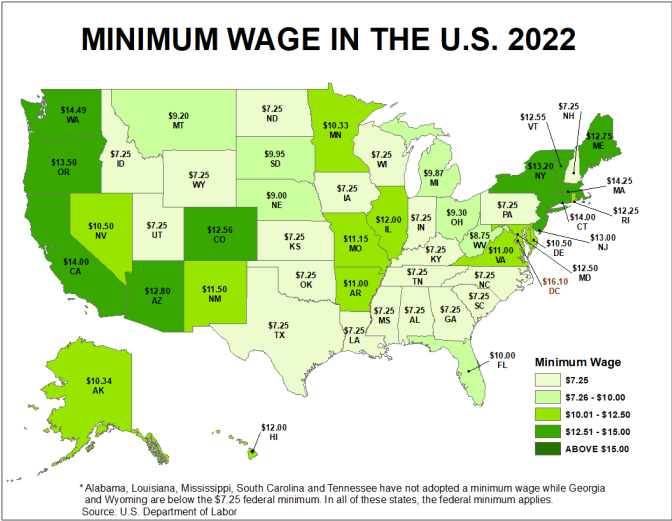


2020



2021





Main observations:

In 2019 & 2020 most of the states were in the range \$7.25 to \$10.00 and only two states, Washington and Massachusetts offered a wage rate above \$12.5. In 2021, Oregon and California are added to the states with minimum wage above \$12.5. In 2022, Arizona, Colorado, Connecticut, New York, New Jersey, and Vermont increased their minimum wage above \$12.5. In 2023, Washington and California break that rate offering \$15.74 and \$15.50, respectively.

Major changes to minimum wage law

The Fair Labor Standards Act has been amended since the original 1983 bill. The most recent changed happened in 2009, increasing the federal minimum wage from \$6.55 to \$7.25. States have the authority to set minimum wage levels. Table 1 documents the year the last change to minimum wage law to respective states.

Table 1. Latest recorded legislature changes

State	Year of legislature change
Alaska	2014, by ballot measure
Arizona	2016, by ballot measure
Arkansas	2018, by ballot measure
California	2016, by legislation
Colorado	2016, by constitutional amendment
Connecticut	2019, by legislation
Delaware	2021, by legislation
Florida	2020, by ballot measure
Georgia	2001
Hawaii	2022, by legislation
Idaho	2007, by legislation
Illinois	2019, by legislation
Kansas	2009, by legislation
Kentucky	2007, by legislation
Maine	2016, by ballot measure
Maryland	2023, by legislation
Massachusetts	2018, by legislation
Michigan	2018, by legislation
Minnesota	2014, by legislation
Missouri	2018, by ballot measure
Montana	2006, by ballot measure
Nebraska	2022, by ballot initiative
Nevada	2019, by legislation
New Hampshire	2011, by legislation
New Jersey	2019, by legislation
New Mexico	2019, by legislation
New York	2023, by legislation
North Dakota	2007, by legislation
Ohio	2006, by constitutional amendment
Oregon	2016, by legislation
Rhode Island	2021, by legislation
South Dakota	2014, by ballot measure
Vermont	2020, by legislation
Virginia	2020, by legislation
Washington	2016, by ballot measure
West Virginia	2014, by legislation
Wyoming	2001, by legislation

The remainder 13 states use the federal rate.

Sneak Peek to 2024

States continue to see changes to their minimum wage rates. Table 2 documents states with changes in the minimum wage effective January 1, 2024 as of May 1, 2024.

Table 2. States with changes to minimum wage effective January 1, 2024.

State	Changes to minimum wage
Alaska	\$11.73 from \$10.85
Arizona	\$14.35 from \$13.85
California	\$16.00 from \$15.50
Colorado	\$14.42 from \$13.65
Connecticut	\$15.69 from \$15.00
Delaware	\$13.25 from \$11.75
Hawaii	\$14.00 from \$12.00 The state will implement a \$2 increase effective in 2026 and another \$2 increase effective 2028
Illinois	\$14.00 from \$13.00
Maine	\$14.15 from \$13.80
Maryland	\$15.00 from \$13.25
Michigan	\$10.33 from \$10.10 The state will adjust min wages for inflation every year with a projection of \$12 by 2030

Minnesota	\$10.85 from \$10.59
Missouri	\$12.30 from \$12.00
Montana	\$10.30 from \$9.95
Nebraska	\$12.00 from \$10.50
New Jersey	\$15.13 from \$14.13
New York	\$15.00 from \$14.20 The state will increase the minimum wage by 50cents in 2025 and 2026
Ohio	\$10.45 from \$10.10
Rhode Island	\$14.00 from \$13.00
South Dakota	\$11.20 from \$10.80
Vermont	\$13.67 from \$13.18
Washington	\$16.28 from \$15.74

Moreover, there are 58 localities with minimum wage above their state minimum wage. Examples (State (# localities)) include California (40), New Mexico (5), Iowa-Washington (4), Colorado (3), Illinois-Kentucky-Maryland-Minnesota-Missouri-New York-Oregon(2), Alabama-Arizona-Maine (1).

Authors:

Maria Bampasidou, Associate Professor, Agricultural Economics and Agribusiness, mbampasidou@agcenter.lsu.edu
Xiaolan Xia, Visiting Scholar, Agricultural Economics and Agribusiness funded by China Scholarship Council and Sichuan Agricultural University

This work was partially supported from the Louisiana Board of Regents #LEQSF(2023-26)-RD-A-01



For the latest research-based information on just about anything, visit our website:

LSUAgCenter.com

The LSU AgCenter and LSU provide equal opportunities in programs and employment.