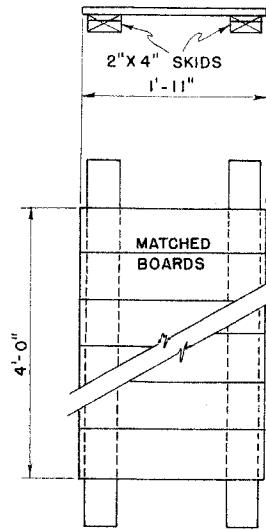
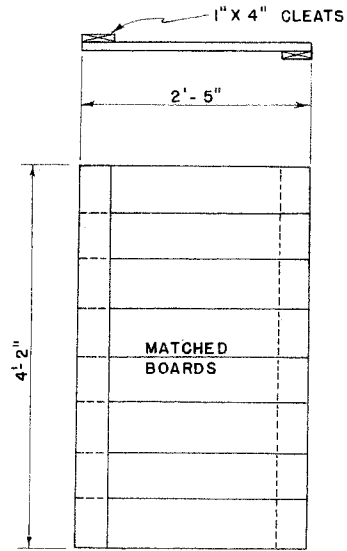


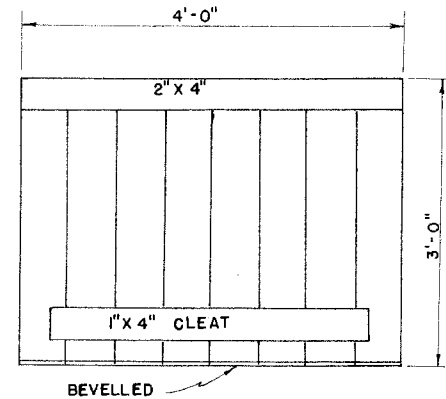
SECTION



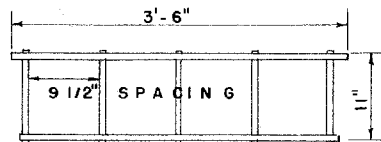
BOTTOM



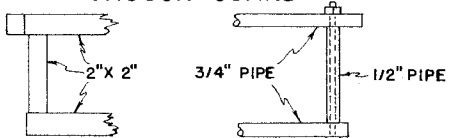
TOP



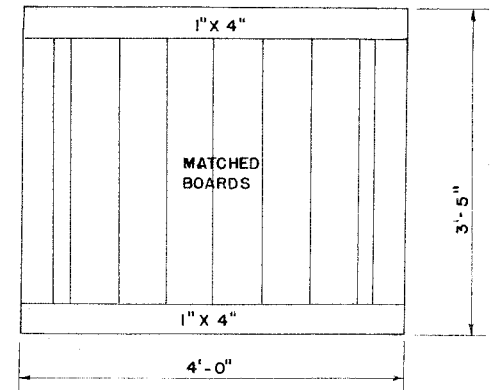
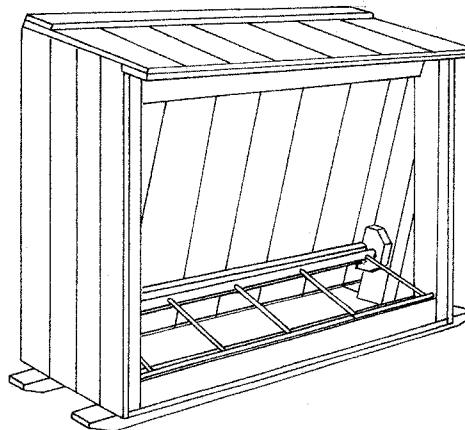
HOPPER FRONT



TROUGH GUARD



MAY BE 2" X 2" WOOD OR IRON PIPE



BACK

MATERIAL LIST

- 2 - 1" X 4" - 8'-0" BACK CLEATS
 - 1 - 1" X 4" - 12'-0" TOP & HOPPER CLEATS
 - 1 - 2" X 2" - 4'-0" (SPLIT) FILLER BLOCK
 - 2 - 2" X 4" - 8'-0" SKIDS FRONT & HOPPER TOP
 - 1 - 2" X 4" - 12'-0" UPRIGHT
- APPROX. 61 SQUARE FEET BOARD SIDING
3/4" & 1/2" PIPE OR 2" X 2" TROUGH GUARD



SMALL SELF-FEEDER

ENGINEER: R. P. KAY	SCALE: 1" = 1'-0"
DRAWN BY: ILLINOIS	SHEET 1 OF 1
TRACED BY: J. K. BAGLEY	DEC. 1951 NO. 52-2

Disclaimer

This site makes available conceptual plans that can be helpful in developing building layouts and selecting equipment for various agricultural applications. These plans do not necessarily represent the most current technology or construction codes. They are not construction plans and do not replace the need for competent design assistance in developing safe, legal and well-functioning agricultural building system. The LSU Agriculture Center, the Mid-West Plan Service, the United States Department of Agriculture and none of the cooperating land-grant universities warranty these plans.