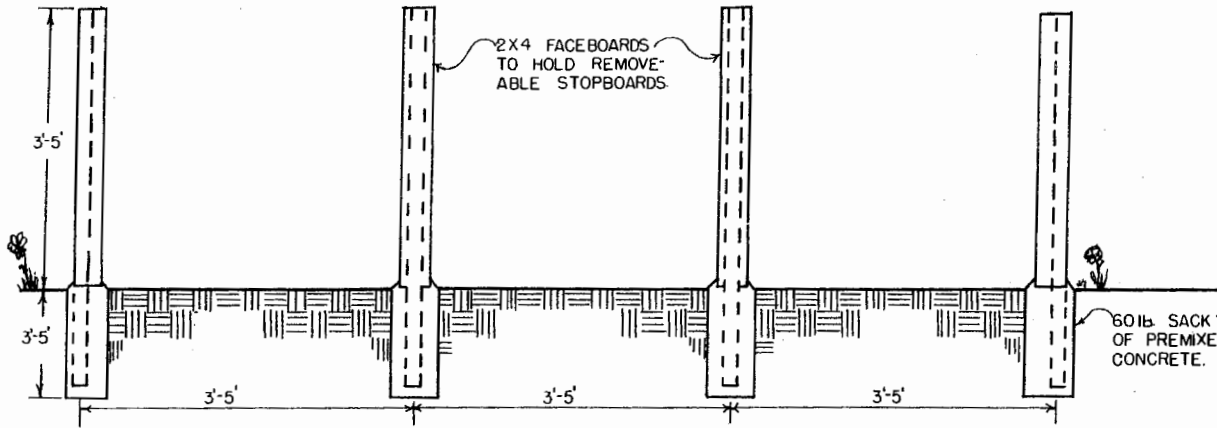
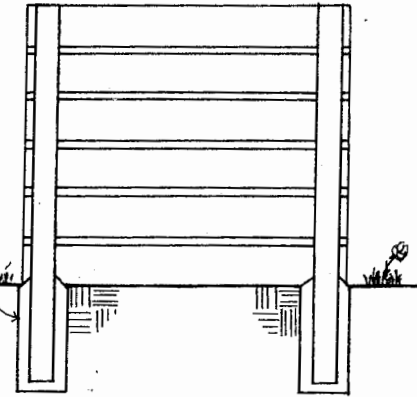


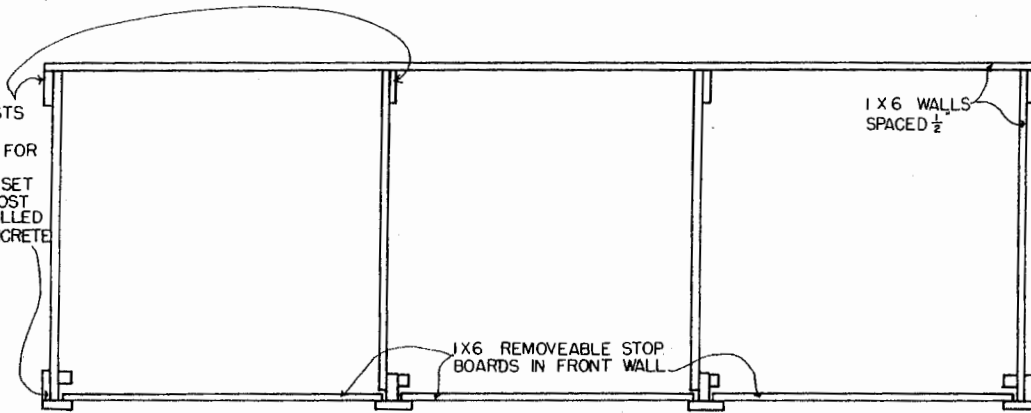
SECTION · N↑



ELEVATION · E→



2 X 4 POSTS
PRESSURE
TREATED FOR
GROUND
CONTACT SET
IN 1'-1 1/2" POST
HOLES FILLED
WITH CONCRETE



1 X 6 WALLS
SPACED 1/2"

1 X 6 REMOVEABLE STOP
BOARDS IN FRONT WALL

PLAN

MATERIALS:

- PRESSURE-TREATED LUMBER WILL LAST LONGER, POSTS SHOULD BE TREATED FOR GROUND CONTACT.
- USE "DOUBLE-DIPPED" GALVANIZED OR ALUMINUM NAILS.
- SIZE NEEDED DEPENDS ON SIZE OF YARD AND GARDEN AND FREQUENCY OF TURNING.
- 3'X3'X3' BINS GIVE 27 CU. FT. (1 CU. YARD) PER BIN WHICH MAY BE ADEQUATE FOR A 1/4 ACRE LOT.
- 4'X4'X4' BINS GIVE 64 CU. FT. (2.4 CU. YARD) PER BIN WHICH SHOULD BE BIG ENOUGH FOR 1/2 ACRE LOT.
- 5'X5'X5' BINS GIVE 125 CU. FT. (4.6 CU. YARD) PER BIN WHICH SHOULD BE BIG ENOUGH FOR A LARGE GARDEN, YARDS, ETC.

SUGGESTIONS:

- START FIRST PILE IN FIRST BIN.
- WHEN IT FILLS, SHOVEL IT OVER INTO SECOND BIN AND START NEW PILE IN FIRST BIN.
- WHEN FIRST BIN FILLS AGAIN, SHOVEL SECOND BIN INTO THIRD BIN, FIRST BIN INTO SECOND BIN, AND START NEW PILE IN FIRST BIN.
- WHEN MATERIAL COMES OUT OF THIRD BIN, USE AS FINISHED COMPOST OR STORE IN NEARBY CURING PILE.



THREE BIN COMPOST PILE

ENGINEER BRANCH	SCALE 1" = 1'-0"
DRAWN BY NICHOLS	SHEET 1 OF 1
TRACED BY J.A. HAYES	DATE 4-'90 NO. 48-16

Disclaimer

This site makes available conceptual plans that can be helpful in developing building layouts and selecting equipment for various agricultural applications. These plans do not necessarily represent the most current technology or construction codes. They are not construction plans and do not replace the need for competent design assistance in developing safe, legal and well-functioning agricultural building system. The LSU Agriculture Center, the Mid-West Plan Service, the United States Department of Agriculture and none of the cooperating land-grant universities warranty these plans.