

# LOUISIANA FORESTED EASEMENTS

## 2020 SURVEY OF CONSERVATION EASEMENTS

In February of 2020, the LSU AgCenter, with the support of the Natural Resources Conservation Service (NRCS), surveyed landowners enrolled in conservation easement programs that aim to protect and restore wetlands and wildlife habitat, including the Wetland Reserve Program (WRP), Agricultural Conservation Easement Program-Wetland Reserve Easement (ACEP-WRE) and Emergency Watershed Protection Program-Floodplain Easement (EWPP-FPE). This infographic reports the findings of landowners of Louisiana forested easements and their management characteristics.

### 292 SURVEY PARTICIPANTS



**39%**

of total WRP, ACEP-WRE and EWPP-FPE restored acreage in Louisiana is owned by these survey participants.

#### THEY ARE ENROLLED IN

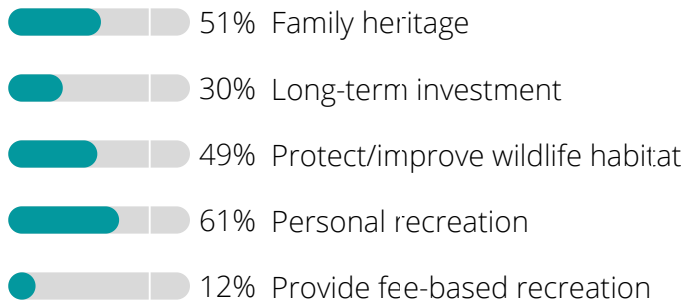
- 97% WRP
- 1% ACEP-WRE
- 2% EWPP-FPE

**411** acres

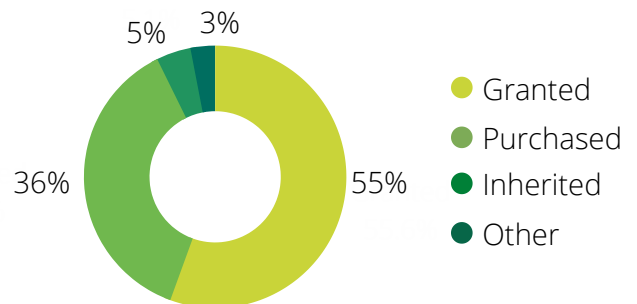
AVERAGE EASEMENT SIZE

4 acres **MIN** ——— **MAX** 4,700 acres

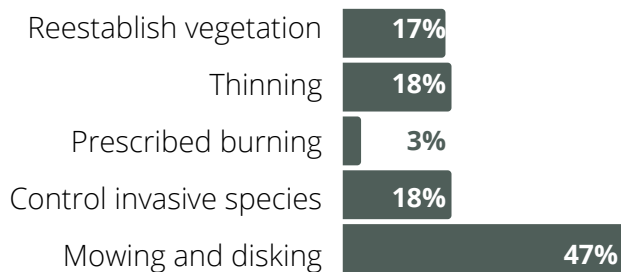
### OWNERSHIP REASONS



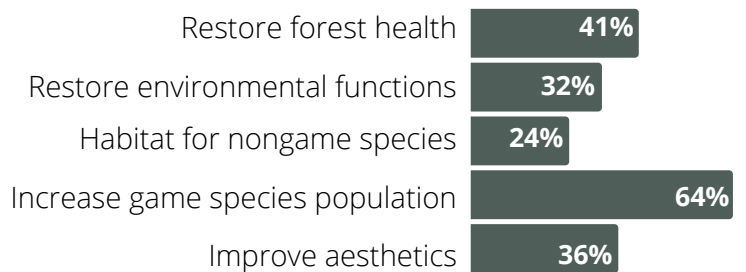
### EASEMENT ACQUISITION



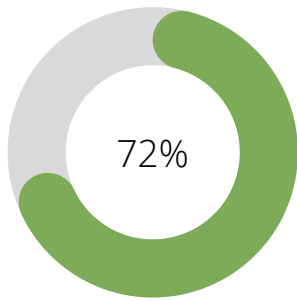
### MANAGEMENT ACTIVITIES LANDOWNERS ARE INTERESTED IN ADOPTING



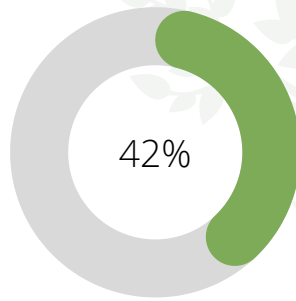
### REASONS FOR MANAGING THE EASEMENT



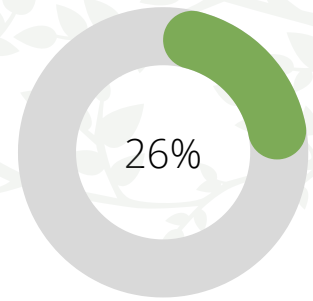
## THINNING PREFERENCES



Are willing to conduct thinning in the forested easement



Believe thinning improves forest health and wildlife habitat



Prefer thinning the forest for less money if it means protecting wildlife habitat

## MANAGEMENT PLANS FOR THE NEXT 10 YEARS

- 22%** Leave the forested easement as it is; no activity
- 45%** Seek forest management advice from a specialist
- 50%** Conduct management activities
- 7%** Sell some or all the forested easement
- 13%** Give some or all the forested easement to heirs

## PARTICIPATION IN OUTDOOR ACTIVITIES (13+ TIMES A YEAR)



**53%**

Wildlife watching



**29%**

Fishing



**17%**

Camping



**3%**

Horseback riding



**64%**

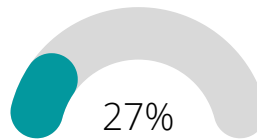
Hunting



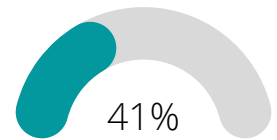
**38%**

Hiking

## PREVIOUS FORESTRY EXPERIENCE



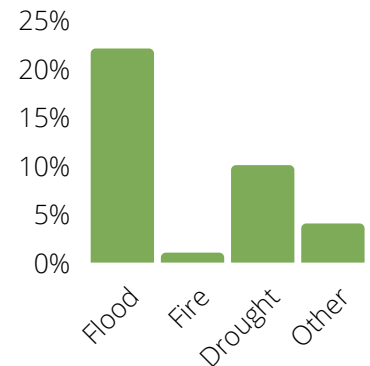
Have hired a consulting forester



Have worked with a logger

## NATURAL DISTURBANCES

**29%** of easements experienced extreme natural disturbances that damaged the forest



## DEMOGRAPHICS

### GENDER

Female	6%
Male	91%
Other	3%

### AGE

< 44	4%
45-64	39%
65 <	54%

Prepared by Ana Gutierrez. For more information, contact Dr. Jerrod Penn at [jpenn@agcenter.lsu.edu](mailto:jpenn@agcenter.lsu.edu).

Visit our website: [www.LSUAgCenter.com](http://www.LSUAgCenter.com)

William B. Richardson, LSU Vice President for Agriculture,  
Louisiana State University Agricultural Center, Louisiana Agricultural Experiment Station  
Louisiana Cooperative Extension Service, LSU College of Agriculture  
MISC369 (Online Only) 5/21

The LSU AgCenter and LSU provide equal opportunities in programs and employment.



Natural Resources Conservation Service