

2024



MATCH HANDBOOK



Introduction

The Louisiana 4-H Shooting Sports program encompasses the initiative goals of volunteer leadership, capacity building for youth and families, and the environmental stewardship with commitments from the Louisiana State University AgCenter. The 4-H Shooting Sports Program is an active program that is attractive to both youth and adults. The program uses positive learning and interaction with youth and adult role models. The disciplines are modeled after the National 4-H Shooting Sports Program and are administered by nationally certified-state leaders consisting of extension personnel and volunteers.

Mission Statement: The mission of the Louisiana 4-H Shooting Sports Program is to assist youth in acquiring knowledge, developing life skills, and forming attitudes so that they may become self-directing, productive, and contributing members of society.

The program is designed to:

- Assist youth to learn safe and responsible use of shooting equipment.
- Promote the highest standards of safety, sportsmanship and ethical behavior.
- Enhance self-confidence, self-concept, decision making, character, personal development, responsibility, and sportsmanship.
- Develop leadership and citizenship within 4-H parameters for youth and adults.
- Expand 4-H membership and involve more volunteer adult leaders.
- To strengthen families through participation in life-long recreational activities.
- Create an appreciation and understanding of natural resources.
- To encourage participation in natural resources and related natural science programs by exposing participants to the content through hunting/fishing and related activities.
- To develop an understanding of the principles of wildlife management.
- To complement and enhance the impact of existing safety, shooting and hunter educational programs.

TABLE OF CONTENTS

AIR PISTOL EVENTS	<u>4-10</u>
AIR RIFLE EVENTS	<u>11-13</u>
ARCHERY EVENTS	<u>14-18</u>
BB GUN EVENT	<u>19</u>
HUNTING SKILLS EVENTS	<u>20-25</u>
MUZZLE LOADING EVENTS	<u>26-28</u>
SHOTGUN EVENTS	<u>29-32</u>
SMALLBORE PISTOL EVENTS	<u>33-36</u>
SMALLBORE RIFLE EVENTS	<u>37-43</u>
EVENT SYNOPSIS	<u>44-45</u>
GENERAL RULES	<u>46-50</u>
FAQ'S	<u>51-52</u>

AIR PISTOL EVENTS

All events are "single pistol" matches, meaning participants are to shoot the entire course of fire of that event with the same pistol (except in the case of a malfunction). No pistol changes will be allowed between stages. Only one pistol per shooter allowed on the line. When not cased and not in use all air guns are required to use a CBI (Clear Barrel Indicator) in place except as permitted by the range officer.

Pistol cases should only contain ONE pistol. Any supplies needed while on the firing line will be provided by the shooter. Examples: Ammunition, Tables, Chairs, Spotting Scopes, etc.

A junior may shoot **two** of the **five** allowed shooting positions and only once per position. A junior team consists of 4 members competing in the **same** shooting position from the same Parish. If a junior competes in two positions, he/she may be on two different teams, one for each position. Shooters participating in more than one position must shoot in order of difficulty, i.e., Basic Supported Sitting then Advanced Supported Sitting, etc.

**Note: Only 9-10 year olds can participate in Basic Position.
 Only 9-12 year olds can participate in Advanced Supported Sitting.
 All junior ages can participate in other 3 positions.
 Air Venturi V10 Target and Stoeger XP4 models are allowed in regional/state events but not allowed at National Championships.**

SLOW FIRE – BULLSEYE – Junior Event Only

TARGET	<ul style="list-style-type: none"> • 4-Orion 1 Bull Air Pistol Target – Configured similar to NRA B-40 • Correct target height for all positions is 55 inches (+/- 2 inches). • Targets will be hung with 2 above and 2 below the 55" height.
DISTANCE	<ul style="list-style-type: none"> • 10 meters or 33 feet
COURSE OF FIRE	<ul style="list-style-type: none"> • Up to 40 shots, 20 shot strings, 5 shots per bull
TIME LIMIT	<ul style="list-style-type: none"> • 1 minute per record shot (20 minutes per string) • 5 min preparation time, 10 min for unlimited sighting shots.
EQUIPMENT	<p>Any 4.5 mm (.177 cal.) compressed air, CO2 or pneumatic air pistol that conforms to the pistol specifications listed here:</p> <ul style="list-style-type: none"> • Pistol weight: 1500 gram maximum (3.3 lbs.) • Trigger-pull weight: 500 gram minimum • Pistol must fit within confines of a box having inside dimensions of 420mm x 200mm x 57mm* (approximately 16.53" x 7.87" x 2.25"). • Only open sights are allowed. Optical, mirror, telescope, laser-beam, electronically projected dot sights, etc. are prohibited. • *(50 mm modified to 57 mm for 4-H, to accept standard daisy air pistol grips)
SHOOTING POSITION	<p>May compete in two of the following positions:</p> <ul style="list-style-type: none"> • Basic Supported Sitting: resting the butt of pistol or hands on support. No part of arm behind the wrist shall touch the support. (9-10 years old)

	<ul style="list-style-type: none"> • Advanced Supported Sitting: resting elbows on support. (9-12 years old) • Two-Handed Standing • One-Handed Supported (standing, 1 hand on the grip and T-Stand Only) • One-Handed Standing, unsupported
RULES	See Attachment (Junior Progressive Position Pistol Rules)

Note: Extra rules for Advanced Supported Sitting and Two-Handed Standing only

ADVANCED SUPPORTED SITTING (AGE 9-12 ONLY)

The shooter must be seated.

The shooter may use supporting material, such as boxes, duffel bags, bean bags, or sandbags on the table or bench. The support may not be greater than 6" measured along the shooting axis (measured front to back of top support surface).

The competitor's shooting arm must be fully extended, with the sights at eye level.

The non-firing hand may provide support for the firing hand or the butt of the pistol.

The shooter must rest his or her elbows on the supporting material. Elbows shall be centered on the support.

TWO-HANDED STANDING

The shooter must shoot from a standing position with the pistol held with both hands. The pistol must be supported entirely by the strength of the shooter. No artificial support of any kind is allowed.

The competitor's shooting arm must be fully extended, with the sights at eye level.

The shooter's non-firing hand will be used to provide support for the firing hand. The support hand may contact any part of the shooting hand and wrist.

Seniors must compete in all **three** events. A senior team consists of 4 members from the same Parish. The top 4 overall Senior shooters will have the opportunity to represent Louisiana at the National 4-H Shooting Sports Championships.

SLOW FIRE – BULLSEYE - Senior Event Only

TARGET	4-Orion 1 Bull Air Pistol Target – Configured similar to NRA B-40 - Correct target height for all positions is 55 inches (plus or minus 2 inches). Targets will be configured with 2 above and 2 below the 55" height.
DISTANCE	10 meters or 33 feet
COURSE OF FIRE	40 shots total. (5 shots per bull) Must load a single pellet for each shot.
TIME LIMIT	Preparation and unlimited sighting – 15 minutes. 40 shots for score – 60 minutes.
EQUIPMENT	Any 4.5 mm (.177 cal.) compressed air, CO2 or pneumatic air pistol that conforms to the pistol specifications listed here: <ul style="list-style-type: none"> • Pistol weight: 1500 gram maximum (3.3 lbs.) • Trigger-pull weight: 500 gram minimum • Pistol must fit within confines of a box having inside dimensions of 420mm x 200mm x 57mm* (approximately 16.53" x 7.87" x 2.25"). • Only open sights are allowed. Optical, mirror, telescope, laser-beam, electronically projected dot sights, etc. are prohibited. • *(50 mm modified to 57 mm for 4-H, to accept standard daisy air pistol grips) • Any supplies needed while on the firing line will be provided by the shooter. (Ex: Ammunition, 4 ft. Table, Chairs, Sandbags, Blocks, Spotting Scopes)
SHOOTING POSITION	The athlete must stand free, without any artificial or other support, with both feet and/or shoes completely within the firing point. The pistol must be held and fired with one (1) hand only. The wrist must be visibly free of support.
RULES	International Shooting Sport Federation and USA SHOOTING. See all sections that apply at http://www.usashooting.org/7-events/usarules i.e. USA Shooting General Regulation Rules; USA Shooting General Technical Rules; USA Shooting Pistol Rules; USA Shooting Rule Update.
TIE BREAKERS	Number of X's, 10's, etc. until ties are broken.

SINGLE SHOT – RAPID FIRE - SENIOR EVENT ONLY

TARGET	Orion 1 Bull air pistol target mounted on a turning target system or a single target mounted on a standard target stand. The scoring rings are equivalent to the ISSF air pistol target (or B-40)
DISTANCE	10 meters or 33 feet
COURSE OF FIRE	Total of 40 record shots; Eight (8) series of 5 shots; each shot fired in 3 second intervals.
TIME LIMIT	<ul style="list-style-type: none"> • Preparation time: 5 minutes • Supervised sight-in/practice: one (1) series of five (5) sight-in/practice shots: as needed; approximately 2 ½ minutes. • Loading-Firing: Load – 20 seconds; Ready position – 7 seconds; Fire – 3 seconds.
EQUIPMENT	<p>Any 4.5 mm (.177 cal.) compressed air, CO2 or pneumatic air pistol that conforms to the pistol specifications listed here:</p> <ul style="list-style-type: none"> • Pistol weight: 1500 gram maximum (3.3 lbs.) • Trigger-pull weight: 500 gram minimum • Pistol must fit within confines of a box having inside dimensions of 420mm x 200mm x 57mm* (approximately 16.53" x 7.87" x 2.25"). • Only open sights are allowed. Optical, mirror, telescope, laser-beam, electronically projected dot sights, etc. are prohibited. • *(50 mm modified to 57 mm for 4-H, to accept standard daisy air pistol grips)
SHOOTING POSITION	<p>8.7.1 FIRING Position - The athlete must stand free, without any artificial or other support, with both feet and/or shoes completely within the firing point. The pistol must be held and fired with one (1) hand only. The wrist must be visibly free of support.</p> <p>8.7.2 READY Position - Shooting must start from the READY position</p> <p>Ready position: The athlete's arm must point downward at an angle of not greater than 45 degrees from the vertical. The arm with the pistol must not be pointed at the ground within the forward edge of the firing point. The arm must remain in this position while waiting either for the appearance of the target or, when EST are used, for the green light(s) to come on.</p>
RULES	International Shooting Sport Federation and USA SHOOTING. See all sections that apply at http://www.usashooting.org/7-events/usarules i.e. USA Shooting General Regulation Rules; USA Shooting General Technical Rules; USA Shooting Pistol Rules; USA Shooting Rule Update.
TIE BREAKERS	Number of X's, 10's, etc. until ties are broken.

RANGE COMMANDS AND PROCEDURES

COMMAND	ACTION
<i>Before the competition:</i>	Step 1: Before a competition, the Range Officer will prepare the range for firing and, if competition officials hang targets, supervise the hanging of targets. Competitors should not move their equipment to the firing line until they are called to the firing point by the Range Officer.
"RELAY NUMBER ___, YOU MAY MOVE YOUR EQUIPMENT TO THE FIRING LINE"	Step 2: Before the Preparation Time starts, and after any preceding relay is finished, the CRO will call the competitors to their firing points. Only on command, can competitors remove their pistols from their boxes and handle their pistols. As competitors move to the firing line, check to be sure each competitor is present and on the correct firing point.
"RELAY NUMBER ___, GO FORWARD AND HANG YOUR TARGETS"	Step 2a, if required: After competitors move their equipment to the firing line and, if competitors are responsible for hanging their own targets, the Range Officer instructs competitors to go down range and hang targets.
"PREPARATION TIME BEGINS NOW"	Step 3: The Preparation Time is 5 minutes. During the Preparation Time the targets must be visible, and facing the competitors. During the Preparation Time competitors may handle their pistols, dry fire and carry out holding and aiming exercises on the firing line
"END OF PREPARATION TIME... STOP"	Step 4: At the end of the Preparation Time there must be a brief pause of approximately 30 seconds. (EST-Target Officer will Reset the targets for the sighting series)
"FOR THE SIGHTING SERIES, LOAD" (or) "FOR THE FIRST/NEXT MATCH SERIES LOAD"	Step 5: All competitors load within a time of 20 seconds
"ATTENTION" <i>(Competitor actions in blue)</i>	Step 6a: All competitors assume the READY position. The red lights must be switched on or if turning targets are used, they must be turned to the edge-on position. After a delay of seven (7) sec. (+/-1.0 sec.) either the green lights will come on, or the target will be turned to face the competitor for 3 seconds. At the appearance of the green light, or when the targets begin to move to the face-on position, the competitors may raise and fire. After 3 seconds, the red light will come on, or the target will edge, and the 20 second load time for the next shot will begin; without an additional command. After firing, all competitors will reload and may rest pistols on the table with muzzles pointing downrange awaiting the next Attention command.

(If lights/turning targets are not used)	If lights, or turning targets are not available, the commands START and STOP may be used to begin and end the 3 second firing period.
"ATTENTION" (SHOTS 2-5)	Step 6b - 6e: After 20 seconds, the range officer will again give the ATTENTION command after which the procedures outlined in Step 6 above will be followed, until all 5 shots of the series have been fired.
"UNLOAD"	Step 7: After each 5 shot series, competitors are instructed to unload an insert their CBI's and make the line safe.
"GO FORWARD AND CHANGE TARGETS"	Step 8: If competitors are responsible for changing their own targets, the Range Officer instructs competitors to go down range and change targets.
Steps 5 – 8 are repeated until all 8 series are completed.	

AIR PISTOL SILHOUETTE – Junior and Senior Event

TARGET	1/10 scale metallic silhouettes
DISTANCE AND COURSE OF FIRE	Up to 10 Chickens at 10 yards, 10 Pigs at 12.5 yards, 10 Turkeys at 15 yards, 10 Rams at 18 yards in banks of 5 targets and shooting from left to right on each bank of targets.
TIME LIMIT	<ul style="list-style-type: none"> • 30 seconds ready time and 2 ½ minute firing time for each bank of 5 Targets • A sighter period will be included for each set of animals. Unlimited shots may be fired if using resettable silhouettes from the Standing, Unsupported Position (no rests or supports allowed). Time allowance is same as for record shots (30 second ready and 2.5 minutes for shots). No alibis are allowed. If free standing silhouettes are used then shooters may shoot up to five shots during sighter time. • At the end of the sighter period, shooters will move into the record fire portion for that animal.
EQUIPMENT	<ul style="list-style-type: none"> • Any air pistol caliber .177, equipped with any sights that do not project an image on the target and having a safe trigger. • Any supplies needed while on the firing line will be provided by the shooter. Examples: Ammunition, Tables, Chairs, Spotting Scopes, etc.
SHOOTING POSITION	<ul style="list-style-type: none"> • Only standing positions may be used • Two-hand holds are permitted, but the hands and arms must be free of the body and may not touch beyond the wrists (NRA Rule 5.8).
SCORING	<ul style="list-style-type: none"> • Any target knocked over or knocked off the stand in sequence is scored as a hit (+1). • Targets missed, spun but not knocked down, or hit out of sequence are scored a miss (0).
RULES	<i>NRA Pistol Silhouette Rules</i> (Most recent printing)
INFORMATION	https://competitions.nra.org/media/8908/2023-silhouette-pistol-rules.pdf
TIE BREAKER	Ties will be broken first by total number of Rams counted for score. If a tie remains, then by the total number of Turkeys; then by number of Pigs, and then by number of Chickens.
SPOTTER	<ul style="list-style-type: none"> • Each shooter may have one spotter with them on the firing line who may have scopes and binoculars to advise the shooter where shots are hitting. • The spotter will also keep time and advise the shooter in a quiet voice. • The spotter may not touch the shooter or the shooter's equipment after the shooter assumes their position on the firing line. • Spotters can be anyone (coaches, parents, other competitors, etc.)

AIR RIFLE EVENTS

All air guns are required to use a CBI (Clear Barrel Indicator) when the gun is not being fired.

All Rifle cases must only contain one unloaded firearm, one empty magazine, one sling and/or one air cylinder! Nothing else! The muzzle end of the case must be clearly marked (tape, paint, stickers, etc.).

NATIONAL STD THREE-POSITION SPORTER AIR RIFLE-Jr and Sr Event

TARGET	NC 5/10 (Orion Scoring Targets)
DISTANCE	10 meters or 33 feet
COURSE OF FIRE	3 x 20 (20 shots each position): Kneeling, Prone and Standing in that order. (60 record shots)
TIME LIMIT	<ul style="list-style-type: none"> An eight minute Preparation Period (including unlimited sighter shots) will be given before Kneeling and 5 minutes before Prone and Standing position record shots. Kneeling: 20 record shots in 20 minutes Prone: 20 record shots in 20 minutes Standing: 20 record shots in 25 minutes
EQUIPMENT	<ul style="list-style-type: none"> .177 caliber Air Rifles may not exceed 7.5 pounds Metallic sights only Trigger pull must lift and hold a 1.5 pound weight.
APPROVED RIFLES See National Standard Three Position Air Rifle Rules, 4.2/4.8	4.2.1, Approved Rifles/Air Rifles officially approved for Sporter Class air rifle competitions are the Air Force Air Guns Edge, Crosman CH2000 (CO ₂), Crosman CH2009 & CH2021 (CA) (CO ₂ or compressed air), Daisy M599 Competition Air rifle, Daisy M853/753/953/853CM (pneumatic), Daisy 888/887 (CO ₂), Daisy XSV40 Valiant (compressed air), Air Arms T200 (compressed air, with non-adjustable cheek-piece and butt-plate) and the Champions Choice T200 (CZ 200T, compressed air, with adjustable cheek-piece and butt-plate). Daisy 887/888 rifles may have 2010 model replacement stocks.
CLOTHING	<ul style="list-style-type: none"> Shoes are restricted to soft, low cut, athletic or street shoes that do not extend above the ankles. (Boots are not permitted.) A shooting glove may be worn that does not support the wrist or have an adjustable strap. Shooting jackets are NOT permitted. (Up to two sweatshirts are allowed.) Tight fitting/compression undergarments/clothing are not allowed, such as Under Armour, yoga pants, etc. Shirts or sweatshirts may not be twisted, rolled or otherwise configured to provide additional layers of clothing thickness or to provide additional support for a position. See Rule 4.3
RULES	<i>CMP 2022-2024 National Standard Three-position Air Rifle Rules, 14th Ed.</i> https://thecmp.org/wp-content/uploads/2021/04/3PARRules.pdf?vers=111722

SPORTER AIR RIFLE EVENT (STANDING) – Senior only Event

TARGET	NC 5/10 (Orion Scoring Target)
DISTANCE	10 meters or 33 feet
COURSE OF FIRE	20 shots standing
TIME LIMIT	20 record shots in 25 minutes.
EQUIPMENT	.177 caliber air rifles under 7.5 pounds with metallic sights. Trigger pull must be a minimum of 1.5 lbs.
APPROVED RIFLES	4.2.1, Approved Rifles/Air Rifles officially approved for Sporter Class air rifle competitions are the AirForce Air Guns Edge, Crosman CH2000 (CO2), Crosman CH2009 (CO2 or compressed air), Daisy M853/753/953/853CM (pneumatic), Daisy 888/887 (CO2), Daisy XSV40 Valiant (compressed air), Air Arms T200 (compressed air, with nonadjustable cheek-piece and butt-plate) and the Champions Choice T200 (CZ 200T, compressed air, with adjustable cheek-piece and butt-plate). Daisy 887/888 rifles may have 2010 model replacement stocks.
CLOTHING	<ul style="list-style-type: none"> Shoes are restricted to soft, low cut, athletic or street shoes that do not extend above the ankles. (Boots are not permitted.) A shooting glove may be worn Shooting jackets are NOT permitted. Up to two sweatshirts are allowed. Tight fitting or compression undergarments/clothing are not allowed, such as Under Armour, yoga pants, etc. Shirts or sweatshirts may not be twisted, rolled or otherwise configured to provide additional layers of clothing thickness or to provide additional support for a position. See Rule 4.3
RULES	<i>CMP 2020-2022 National Standard Three-position Air Rifle Rules, 13th Ed.</i> https://thecmp.org/youth/air/national-standard-three-position-air-rifle-rules/

NRA SPORTER AIR RIFLE SILHOUETTE – Junior and Senior Event

TARGET	1/10 scale, metallic silhouettes
DISTANCE AND COURSE OF FIRE	Up to 10 Chickens at 20 yards, 10 Pigs at 30 yards, 10 Turkeys at 36 yards, 10 Rams at 45 yards in banks of 5 targets and shooting from left to right on each bank of targets
TIME LIMIT	<ul style="list-style-type: none"> 15 second ready time and 2 ½ minutes firing time for each bank of 5 targets. A sighter period will be included for each set of animals. Unlimited shots may be fired from the Standing, Unsupported Position (no rests or supports allowed). Time allowance is same as for record shots (15 second ready and 2.5 minutes for shots). No alibis are allowed. If free standing silhouettes are used then shooters may shoot up to five shots during sighter time. At the end of the sighter period, shooters will move into the record fire portion for that animal.

EQUIPMENT NRA Silhouette Sporter Air Rifle Rule 3.3 (b)	<ul style="list-style-type: none"> • Rule 3.3 (b) Sporter Air Rifle: Any unaltered factory sporter air rifle that is or was a catalogue item, readily available over the counter to the general public, weighing no more than 11 pounds, with scope and mounts. Rifles utilizing pre-charged systems of any kind other than 12.0-gram disposable CO2 units are prohibited. No shooting gloves are allowed. • Louisiana Match rules restricts this event to .177 caliber only. 4-H also allows for an exception to the NRA Equipment rule for this match: Rifles that qualify for the CMP Sporter Rifle 3-P and Standing Event may also be used in addition to those meeting the NRA 3.3 rule. • Rifle Butt-plates: may be adjusted for length of pull and height, but must not be tilted from vertical or adjusted side-to-side.
SHOOTING POSITION	<p>Rule 5.8 - Any standing position without artificial support. The rifle will be supported by the hands and one shoulder. All parts of one hand must be forward of the pistol grip. The chin may not rest on top of the comb. The stock may not be hollowed, altered or manufactured so as to facilitate chin contact. This does not preclude the use of abrasive materials or finishes. All Air Rifle Silhouette shooters must load and cock their own rifles.</p>
SCORING	<p>Target off the rail or laying in a horizontal position on the rail, in proper sequence, are scored as Hits (1). Target tipped on the nose/tail are scored as hits (1). Targets not knocked over, spun or hit out of order will be scored as Misses (0).</p>
RULES	<p><i>NRA Rifle Silhouette Rules (most recent printing)</i></p>
INFORMATION	<p>https://competitions.nra.org/media/7825/nra-silhouette-rifle-rulebook.pdf</p>
SPOTTER	<ul style="list-style-type: none"> • Each shooter may have one spotter with them on the firing line who may use scopes or binoculars to advise the shooter • The spotter may keep time and advise the shooter in a quiet voice. • The spotter may not touch the shooter or the shooter's equipment after the shooter assumes their position on the firing line. • Spotters can be anyone (coaches, parents, other competitors, etc.)

Silhouette Event Note: Shooters that qualify for Nationals will only be able to use rifles that meet the above CMP 3P Air Rifle rules as per rules set by the National 4H committee (Scopes are still allowed/permitted). Louisiana has not committed to changing this rule for our Matches at this time. Before investing in/purchasing a Silhouette Air Rifle, you may want to contact David Boldt.

ARCHERY EVENTS

Only Seniors competing with a Compound or Recurve Bow in all 3 divisions, FITA Round, Field Round and 3-D Round, can qualify for Nationals. Juniors and Seniors (not trying to qualify for Nationals) will have to choose from Modified FITA, 3-D, or Field (Seniors Only) using any of the 4 bows (Recurve Bare Bow, Recurve Sighted, Genesis and Compound). In the Modified FITA Division, 4-Hers can participate in two of the 4 bow categories listed. **Genesis Category – Only Genesis Brand Bows are allowed.**

Seniors cannot participate in both Modified FITA Division and National Qualifying Division within the same category (Bow). Senior participants must choose one or the other. Any bow that uses pullies or cams is deemed a compound.

Note: Scoring – before arrows are pulled – shooters must agree on the score and it must be legible, after arrows are pulled, score cannot be changed.

EQUIPMENT STANDARD:

	PERMITTED	NOT PERMITTED
Compound Open	<ul style="list-style-type: none"> - Any Stabilizer - Any Magnification Lens - 60 lb. maximum draw weight 	<ul style="list-style-type: none"> - Overdraw with Arrow Rest further than 6 cm from Pivot Point of View
Compound Limited/Pins	<ul style="list-style-type: none"> - Fixed Sights - Any Stabilizer - 60 lb. maximum draw weight - Fixed Pins can have a lens 	<ul style="list-style-type: none"> - Moveable Sights - Lens in Sight
Genesis/Longbow and Recurve Barebow	<ul style="list-style-type: none"> - Arrow Rest - Nock on String - Wrist Strap - 60 lb. maximum draw weight 	<ul style="list-style-type: none"> - Sights/Peeps/Yardage Marking - Mechanical Release - Aiming Aids/Kisser Button - Electronic Devices
Recurve Sighted	<ul style="list-style-type: none"> - Any Sight/Stabilizer - Arrow Rest/Kisser Buttons - Clickers - 60 lb. maximum draw weight 	<ul style="list-style-type: none"> - Peeps/Mechanical Release Aids - Lens in Sight - Electronic Devices
ARROWS	5 grains arrow weight per pound bow peak draw weight. Minimum of 6 arrows preferably the same color are required.	No arrows larger than 27/64ths in diameter are permitted.
OTHER EQUIPMENT	Hip/ground quiver, armguard, and finger protection MUST be used; Wrist slings, finger straps and safety glasses are optional.	No Ear buds/phones allowed on any archery range. No back quivers and quivers attached to bow

Berm Issues

Please instruct your kids/participants to stay off of the berms at all Gun Clubs and Events. That means all of the berms in the front and back ranges. Disqualification is the consequence. The berms are the large piles of dirt that the bullets go into to stop them. I know it seems like common sense but every year we have kids climbing the berms.

MODIFIED FITA ROUND – Junior and Senior Event

TARGET	80cm, 60cm and 40cm faces, full color FITA targets
DISTANCE	<p>20, 15 and 10 meters in that order (Genesis, Recurve Bare Bow and Recurve Sighted) 10, 15 and 20 meter distances will use 80cm face – Juniors Only</p> <p>25, 20 and 15 meters in that order (Compound Limited and Open) 15 and 20 meter distances will use 40cm faces and 25 meter distance will use 60cm face – Juniors Only - 9 to 11 year olds</p> <p>30, 25 and 20 meters in that order (Compound Limited and Open) 20 and 25 meter distances will use 40cm faces and 30 meter distance will use 60cm face – Juniors Only - 12 and 13 year olds</p> <p>20, 15 and 10 meters in that order (Recurve Bare Bow and Genesis) 10, 15 and 20 meter distances will use 80cm face – Seniors Only</p> <p>30, 25 and 20 meters in that order (Recurve Sighted) 20 and 25 meter distances will use 40cm faces and 30 meter distance will use 60cm face – Seniors Only</p> <p>50, 40 and 30 meters in that order (Compound Limited and Open) 30 and 40 meter distances will use 60cm faces and 50 meter distance will use 80cm face – Seniors Only</p>
COURSE OF FIRE	2 ends of 6 arrows from each distance for a total of 36 shots (Start with longest distance first) Practice: 4 minutes – no arrow limit at first distance only
TIME LIMIT	4 minutes per 6 arrow end
SCORING	10-1 from the center outward, Competitors will score inner 10's as Xs. Ties will be broken by the number of 10X's, then 10's, 9's etc until tie is broken.
RULES	World Archery Federation / Target https://rulebook.worldarchery.sport/PDF/Official/2022-09-01/EN-Book3.pdf Archers must straddle the shooting line

Note: All Modified FITA and 3D scoring will be done by participants and participants will be potentially doubled when needed on FITA Targets. Participants can participate in two Modified FITA Events plus 3-D Event (Seniors can participate in Field or 3-D). National Participants are not eligible to shoot this event. All bows are eligible to shoot in 3-D/Field Events. Participants will be broken into 4 categories for 3-D/Field – Bare Bow/Genesis (combined), Compound Limited, Compound Open and Recurve Sighted.

No Spotters allowed in Archery

3-D ROUND – Junior and Senior Event

TARGET	3-D targets as selected and placed by the management										
DISTANCE	Marked distances for All Junior and Seniors. Max Yardage – Senior Compound (40 yards), Senior Recurve Sighted and Junior 12-13 Compound (30 yards) All other Bows (20 yards)										
COURSE OF FIRE	Up to 30 targets, one arrow per target.										
TIME LIMIT	Participants will move through the course expeditiously and avoid delays. Lost arrow search is limited to 2 minutes										
SCORING	<p><i>IBO recommended scoring procedures, dependent upon type of 3-D targets available.</i></p> <table style="margin-left: 40px;"> <tr> <td>+11 pts.</td><td>11 ring or "X" ring centered inside the 10 ring</td></tr> <tr> <td>+10 pts.</td><td>10 ring</td></tr> <tr> <td>+8 pts.</td><td>8 ring</td></tr> <tr> <td>+5</td><td>Any other body shot</td></tr> <tr> <td>0</td><td>Misses, glancing shots, not touching body color (horns, rocks, logs, etc.) Hooves are considered body color</td></tr> </table> <p>Tie will be broken by the number of highest number of 11s, then number of 10s, 8s, etc.</p>	+11 pts.	11 ring or "X" ring centered inside the 10 ring	+10 pts.	10 ring	+8 pts.	8 ring	+5	Any other body shot	0	Misses, glancing shots, not touching body color (horns, rocks, logs, etc.) Hooves are considered body color
+11 pts.	11 ring or "X" ring centered inside the 10 ring										
+10 pts.	10 ring										
+8 pts.	8 ring										
+5	Any other body shot										
0	Misses, glancing shots, not touching body color (horns, rocks, logs, etc.) Hooves are considered body color										
RULES	<p>IBO</p> <p>No walking to the target before shooting. Archers must touch the stake when shooting.</p>										
INFORMATION	<p>In consideration of time, no shooter may glass the target from the shooting stake after taking his or her shot. Participants may glass the target prior to shooting, but are reminded of the time restriction for their shot. No adjustment of sights will be allowed after an archer has drawn and letdown. No adjustment of sights will be allowed after an archer has glassed the target while at the shooting stake. https://iboarchery.com/wp-content/uploads/IBO-Rules.pdf</p>										

NATIONAL FITA ROUND (Partial Round) – Senior Event Only

TARGET	122cm and 80cm faces, full color FITA targets
DISTANCE	60, 50, 40, and 30 meters in that order
COURSE OF FIRE	2 ends of 6 arrows each from 60, 50, 40 and 30 meters; 60 and 50 meter distances will use 122cm face and 40 and 30 meter distances will use 80cm face
TIME LIMIT	4 minutes per 6 arrow end. Practice: 4 minutes – no arrow limit at 60m and 40m distance only
SCORING	<p>10-1 pts. from the center outward, Competitors will score inner 10's as Xs. Ties will be broken by the number of 10X's, then 10's, 9's etc until tie is broken.</p>
RULES	<p>World Archery Federation / Target</p> <p>https://rulebook.worldarchery.sport/PDF/Official/2022-09-01/EN-Book3.pdf</p> <p>Archers must straddle the shooting line</p>

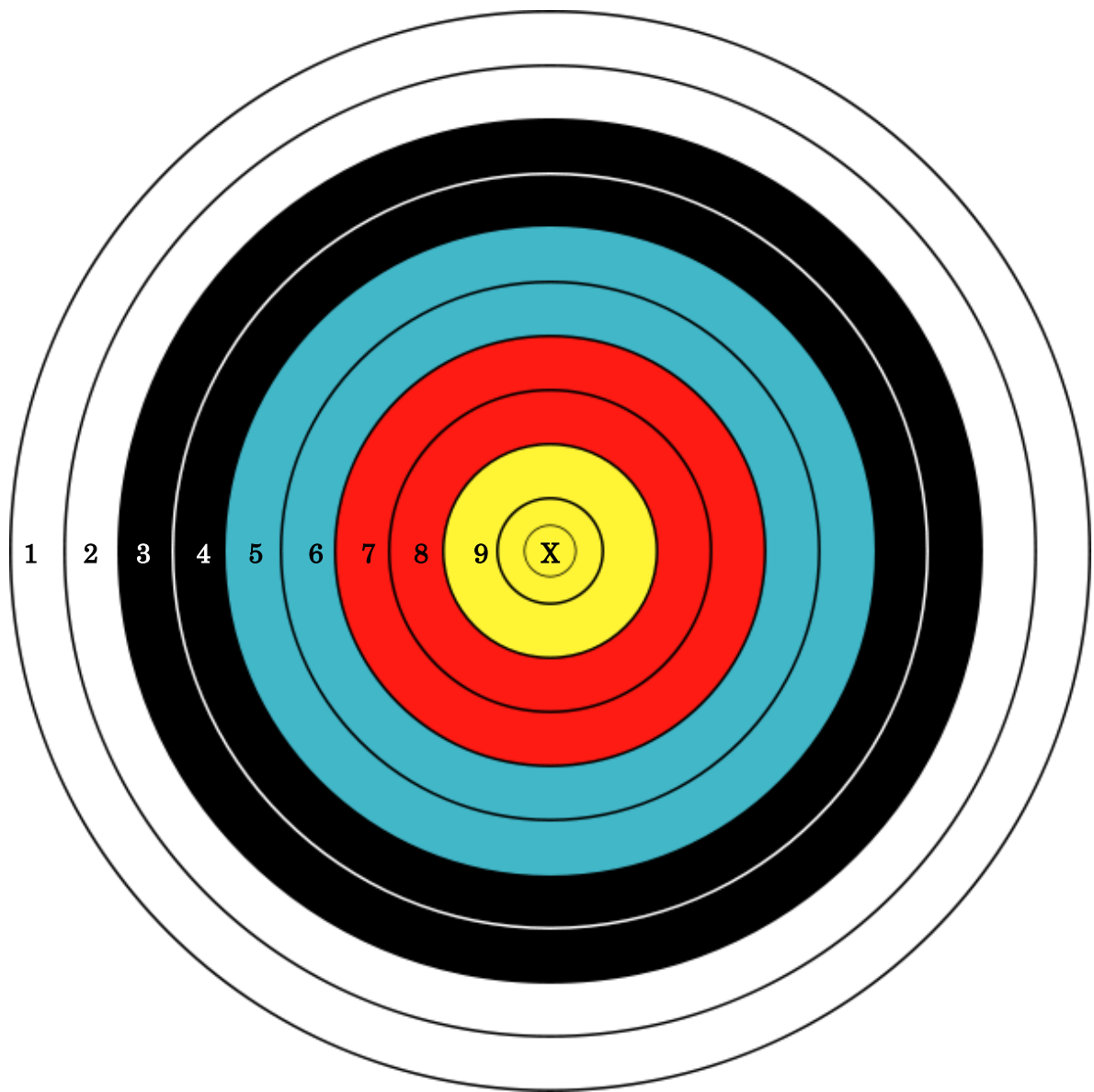
NATIONAL/SENIOR FIELD ROUND – Senior Event Only

TARGET	NFAA targets of sizes selected by the management and appropriate to the course
DISTANCE	Marked distances within the range of 5 to 60 yards. 5-15 yds (20cm face), 15-30 yds (35cm face), 30-50 yds (50cm face) and 50-60 yds (65cm).
COURSE OF FIRE	Up to 14 targets with at least one fan and one walk-up target, 4 arrows per target.
TIME LIMIT	Participants will move through the course expeditiously and avoid delays
SCORING	5, 4, 3 from the center outward. Tie breaks will be greatest #X's, then #5's, #4's, #3's
RULES	National Field Archery Association https://nfaausa.com/files/nfaa-constitution-amp-by-laws-211222202758.pdf

NATIONAL 3-D ROUND – Senior Event Only

TARGET	3-D targets as selected and placed by the management										
DISTANCE	Unmarked distances from 5 to 50 yards Recurve Sighted maximum distance: 40 yards, Compound maximum distance: 50 yards										
COURSE OF FIRE	Up to 30 targets, one arrow per target.										
TIME LIMIT	Participants will move through the course expeditiously and avoid delays. Lost arrow search is limited to 2 minutes										
SCORING	<p><i>IBO recommended scoring procedures, dependent upon type of 3-D targets available.</i></p> <table style="margin-left: 40px;"> <tr> <td>+11 pts.</td><td>11 ring or "X" ring centered inside the 10 ring</td></tr> <tr> <td>+10 pts.</td><td>10 ring</td></tr> <tr> <td>+8 pts.</td><td>8 ring</td></tr> <tr> <td>+5</td><td>Any other body shot including hooves</td></tr> <tr> <td>0</td><td>Misses, glancing shots, not touching body color (horns, rocks, logs, etc.)</td></tr> </table> <p>Tie will be broken by the number of highest number of 11s, then number of 10s, 8s, etc.</p>	+11 pts.	11 ring or "X" ring centered inside the 10 ring	+10 pts.	10 ring	+8 pts.	8 ring	+5	Any other body shot including hooves	0	Misses, glancing shots, not touching body color (horns, rocks, logs, etc.)
+11 pts.	11 ring or "X" ring centered inside the 10 ring										
+10 pts.	10 ring										
+8 pts.	8 ring										
+5	Any other body shot including hooves										
0	Misses, glancing shots, not touching body color (horns, rocks, logs, etc.)										
RULES	<p>IBO - https://iboarchery.com/wp-content/uploads/IBO-Rules.pdf</p> <p>No walking to the target before shooting. Archers must touch the stake when shooting.</p>										
INFORMATION	In consideration of time, no shooter may glass the target from the shooting stake after taking his or her shot. Participants may glass the target prior to shooting, but are reminded of the time restriction for their shot. No adjustment of sights will be allowed after an archer has drawn and letdown. No adjustment of sights will be allowed after an archer has glassed the target while at the shooting stake.										

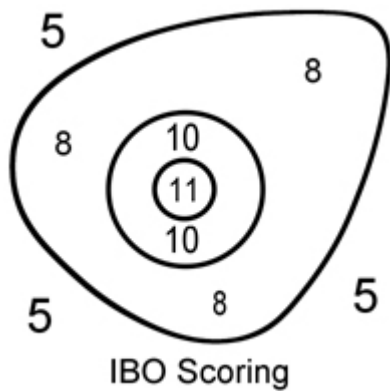
FITA



3D

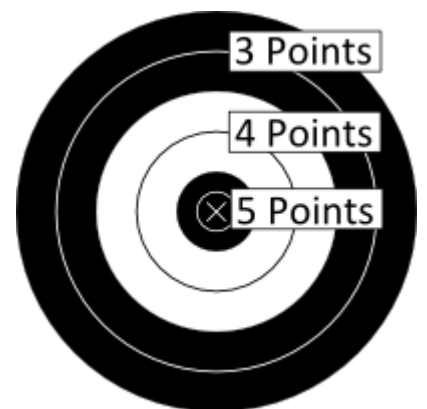
If the arrow shaft touches a line, it will score the next highest score.
Arrow must hit "hair". If arrow hits horn, hoof, rock, or dirt mound it scores zero.

If a target has a 12 or 14 ring, these will not be used for scoring.



FIELD

If the arrow shaft touches a line, it will score the next highest score.
Center will be scored 5 and marked as an X.



BB GUN

Bona-fide 4-H members within the following age guidelines are eligible. **They must be at least 9 years of age on or before December 31, 2023 and must still be 15 years old on or before July 1, 2024 (July 1 date could vary by a couple days depending on when National Daisy Event is held).**

DNBBGCM Rule Only - This is a Daisy National BB Gun Championship (DNBBGCM) qualifying match. The NRA 5-meter BB Gun Rule Book and the Official Match Program (OMP) will guide this contest. A full team consists of 5 members and 2 alternates. BB Gun Cases should only contain one gun and sling.

TARGET	Orion BB gun target similar to the NRA 5-Meter BB gun target AR-4/10
COURSE OF FIRE	40 shots, four positions - 10 shots each position at 5 meters (16 feet 4 ³ / ₄ inches). Order of firing shall be prone, standing, sitting and kneeling.
TIME LIMIT	One minute per record shot, (10 shots in 10 minutes for each stage /position)
EQUIPMENT	Jaycee Target Special Model 299, Daisy Target Special Model 99 and the Avanti Champion Model 499 or 499B. The receiver sight Daisy Model 5899 is allowed. The total weight of an unloaded BB gun may not exceed 6 pounds, excluding the sling.
SCORING	Each shooting position will be worth 100 points.
AMMUNITION	Only round .177 (4.5mm) lead or steel BB's are permitted
RULES	<i>NRA BB Gun Rules</i> (most recent printing) Official Match Program (DNBBGCM)
INFORMATION	http://rulebooks.nra.org/documents/pdf/compete/RuleBooks/Bbgun/bb-book.pdf and http://www.dnbbgcm.com/

WRITTEN TEST: In addition to the regular course of fire outlined above, each competitor will be required to take a written test covering topics on gun safety and marksmanship. Source material for the test will be the Daisy 10 Lesson Curriculum Guide and the current NRA 5 Meter BB Gun Rule book. The exam will be worth 100 points and will be equal to any one of the firing stages. (True or false questions and multiple-choice questions only)

HUNTING SKILLS EVENTS

The Louisiana 4-H Shooting Sports Matches are based on the National 4-H Shooting Sports Invitational Rules, all hunting skills events will be based on the content of the 4-H Shooting Sports Hunting curriculum, NRA Hunters Guide and Federal Wildlife guides. This is a national hunting skills evaluation. Any species covered in the listed resources may be part of the contest, including any game or furbearing animal north of Mexico in North America. Participants may expect some focus on local species, which may vary from region to region – but events will only include species found in the listed resources.

All events will be individual events open to Juniors and Seniors; The top 4 (Senior) individuals will be given the chance to represent Louisiana at the National 4-H Shooting Sports Invitational Hunting contest.

Note: 2023 Hunting Skills Event will be a 2-day contest held on February 25-26 at 4-H Camp

Participants must provide:

Clipboard	Ruler or Tape	Sunscreen (Recommended)
Orienteering Compass	Eye and Ear Protection	
Pens or Pencils	Protractor (Optional)	

Prohibited items:

Radios	Field Guides	No open toed shoes
Electronic/Digital Compass	Range Finding Equipment	
Cell Phones	Smart watches	

Resources:

- NRA Hunters Guide: <https://materials.nrahq.org/recreation-shooting/hunting.html>
- Wildlife and Fisheries Hunters Education Book "Today's Hunter in Louisiana"

- Federal Cartridge Company wildlife guides:

- Illustrated Guide to Upland Game Birds
- Illustrated Guide to Ducks, Geese and Swans
- Illustrated Guide to Small Game and Furbearers
- Illustrated Guide to Big Game Animals

View and download these wildlife guides from the National Championships website under Hunting Skills. <https://4h.unl.edu/shooting-sports/national-rules>

- "Be Expert with Map and Compass" by Bjorn Kjellstrom
- "Animal Skulls" (North American) by Mark E. Broch
- "The Wild Mammals of MO" (2nd Ed or later) by Charles W. & Elizabeth R. Schwartz

Shooting Equipment: Participants must provide their own archery equipment, firearms and ammunition for the live-fire events, but they must meet the restrictions listed below. No equipment is provided.

<p>SHOOTING EQUIPMENT</p> <p><i>Necessary equipment and supplies required for the live-fire portions of this event must be provided by the participants.</i></p>	<p>Only in case of malfunction may a participant change firearm or bow during the activity. No Rangefinders or binoculars permitted.</p> <p>Shooting Equipment must meet the following guidelines:</p> <p><u>Small Bore Rifle:</u> Any safe rifle in .22 rim fire caliber; maximum weight including sights of 8.0 pounds with safe hunting triggers (at least 2.5 pounds). Scopes no greater than 6X. If variable scopes are used, they must be taped by the Range Officer before the beginning of the event at no greater than 6X. Range-finder reticules are not permitted. Bipods, other supporting devices or shooting sticks are not allowed or even to be attached to the firearm.</p> <p>Standard velocity .22 LR ammunition or high velocity .22 LR ammunition is allowed...no "hyper" velocity rounds. A hunting-style sling no more than 1 ½ inches in width is permitted. All small bore rifles are required to use an ECI (Empty Chamber Indicator).</p> <p><u>Shotgun:</u> 12 gauge or smaller, capable of 2 shots without reloading, with standard factory target or factory field loads of no more than 1 1/8 ounces of shot and shot no larger than #7 1/2. No hand loads.</p> <p><u>Bow:</u> Recurve or compound suitable for hunting (no crossbows), drawing no more than 60 pounds with suitable arrows tipped with field points only (no broadhead tips), are permitted. Hunting style sights are allowed (maximum 4 pins allowed on bow sight). Sights may not be adjusted once the day's competition begins. Stabilizers are limited to a maximum length of 12 inches. Side stabilizers are not allowed. All shooting will be at unmarked distances.</p> <p>Maximum distance to target: Compound – 50 yards (Seniors) and 30 yards (Juniors) Recurve – 35 yards (Seniors) and 30 yards (Juniors)</p>
---	--

<p>SHOOTING SKILLS</p> <p><i>Coaches/parents need to stay behind designated shooting lines during competition.</i></p>	<p>Archery - archery a "hit" will be the heart-lung vital area on a 3-D target. A "miss" will be any other shot. Maximum distance to target: Compound – 50 yards, Recurve – 35 yards. The course may not be previewed, scouted, or walked. No binoculars/range finders. Archers must touch the stake when shooting.</p> <p>Shotgun – clay targets will be scored as a "hit" or "miss". Shooting stations will imitate various hunting scenarios. Contestants will not be able to view targets prior to shooting.</p> <p>Small Bore Rifle - a "hit" will be the heart-lung vital area on a 2-D animal target as noted in the examples exhibited at the contest. Maximum distance will be 80 yards. Participants may be expected to shoot in Prone, Kneeling or Standing positions. Common Hunting items such as a jacket or daypack are permissible for the Kneeling or Prone positions if desired.</p> <p>NO BINOCULARS OR RANGE FINDERS ARE ALLOWED BY CONTESTANTS.</p> <p>All shooting disciplines in the Hunting Skills contest will be at unmarked distances.</p>
---	---

HUNTER SKILLS

EVENT DESCRIPTION	This event includes written exams, orienteering and map reading. Written exam may consist of True/False, multiple choice, matching, short answer, fill-in the blank, ranking alternative choices or any other objective testing method the officials may choose.
SCORING	General Hunting Skills 12%, Map Reading 11%, Sporting Clays 11%
HUNTERS SKILLS	<p>This event includes a written exam that contains up to 70 questions covering topics from the NRA Hunter's Guide and is not limited to:</p> <ul style="list-style-type: none"> Stand or blind location or use First Aid Cutting instruments Hunting clothes/footwear choices Firearms/ammunition Basic ballistics for hunters Map navigation and use Game recovery Post harvest handling Track and sign interpretation Calls and calling Hunt planning Optics Decoys and their use Care and use of hunting equipment "Woodsmanship" and "Plainsmanship" Any other skills or equipment included in the references.
MAP READING	This event includes up to 20 written questions concerning map interpretation and map reading. USGS/topographic maps will be used for test purposes.
COMPASS COURSES <i>Compass and writing pen or pencil must be provided by the participants.</i>	Contestants will be required to complete up to 2 compass courses for this event. No calculators are allowed on the compass course. For 2024, the compass courses will run the following units: feet
TIME LIMITS	Event Officials will determine an appropriate time for the testing and will announce to the group prior to beginning the competition. Reading assistance will be provided during testing, upon request prior to event.

HUNTER DECISION MAKING

EVENT DESCRIPTION	This event is based on: ethics, safety, landowner relationships, federal games laws & regulations, state game laws and shooting skills.
DECISION MAKING	<p>Twenty to 40 decision-making questions will be posed. Decision Making questions may consist of True/False, multiple choice, matching, short answer, fill-in the blank, ranking alternative choices or any other objective testing method the officials may choose.</p> <p>Participants may be asked to demonstrate knowledge or skill and/or may be evaluated by an oral or written test. The desire is that any written testing will be as "objective" as possible rather than "subjective" in nature.</p> <p>In addition, participants may view videos of hunting situations and be asked "shoot or don't shoot" and "why."</p>
TIME LIMITS	<p>Event Officials will determine an appropriate time for the testing and will announce to the group prior to beginning the competition.</p> <p>Reading assistance will be provided during testing, upon request prior to event.</p>
SCORING	Decision Making 11%, Compass Courses 11%, Rifle 11%

WILDLIFE IDENTIFICATION AND MANAGEMENT

EVENT DESCRIPTION	<p>This event includes wildlife identification and management, and wildlife management techniques or problems. Participants will be asked to identify specimens or parts of specimens including skulls, furs, wings, feathers, antlers/horns, tracks, scat or other sign.</p> <p>Wildlife identification and management questions may consist of True/False, multiple choice, matching, short answer, fill-in the blank, ranking alternative choices or any other objective testing method the officials may choose.</p>
GAME CALL IDENTIFICATION	Participants will identify different types of Game vocalizations.
COURSE	Twenty to 100 stations requiring identification, analysis, or interpretation with up to 100 additional written questions included in this event. Questions may include habitat, breeding seasons, and behavior, external identifying features, fundamental principles of wildlife management, calls (box, slate, diaphragm, etc.) and other characteristics.
TIME LIMITS	<p>Participants will move through the course expeditiously without undue delay. An appropriate time period will be determined by the officials and announced prior to the competition. The time limit will be enforced. For preparation purposes, a time limit of approximately 2 ½ hours will be implemented.</p> <p>Reading assistance will be provided during testing, upon request prior to event.</p>
SCORING	Wildlife ID 11%, Wildlife Management 11%, Archery 11%

Berm Issues

Please instruct your kids/participants to stay off of the berms at all Gun Clubs/Events. That means all of the berms in the front and back ranges. Disqualification is the consequence. The berms are the large piles of dirt that the bullets go into to stop them. I know it seems like common sense but every year we have kids climbing the berms.

MUZZLE LOADING RIFLE EVENTS

GENERAL RULES

- Muzzleloading rifles will have a marked ramrod in the barrel except while loading/firing.
- Loading will take place at the loading line.
- Capping must only take place on the firing line.
- **Junior shooters must have an adult cap their rifle on the firing line.**
- Upon a cease fire OR MISFIRE, any Muzzleloading rifle shooter with a loaded rifle shall keep the rifle pointed down range and raise a hand to signal that he/she has a loaded firearm. The Range Officer shall issue the command, "Dump it in the hill", and the shooter shall fire into the berm to clear the rifle.
- Participants must clean and load their own gun during match.
- Malfunctioning rifles will be removed from line if they are delaying match for more than 15 minutes total for all 3 events (Not 45 Minutes for all 3 events).
- A five-minute fouling shot period will be allowed at the start of each event where percussion caps will be fired and subsequent fouling shots fired into the berm.
- Course of Fire for each event below would be the **maximum** number of shots taken.
- The Range Officer will determine the number of shots taken on the day of Match
- Each Parish shall designate one adult to clear malfunctions.
- Each Parish shall provide a CO2 ball discharging device (B.I.D) and CO2 cartridges.

EQUIPMENT STANDARD:

EQUIPMENT	<ul style="list-style-type: none"> • Rifle: Any traditional or non-traditional NMLRA Conventional muzzle loading rifle (in-lines permitted) There are no limits on the caliber. • Sights: Metallic – non-traditional permitted (open or aperture) • Position: Standing – no slings • Ignition: percussion cap, flintlock or Number 209 primers • Maximum charge of 60 grains of black powder or its equivalent • <u>All events are restricted to patched rounds balls only.</u> • Spotting scopes/binoculars are permitted.
RULES	<ul style="list-style-type: none"> • NMLRA Muzzle Loading Rifle, Pistol and Shotgun—except as noted (Most recent printing). • No open powder containers are permitted on the firing line except when powder is being measured. Any open container will be confiscated/removed. • A separate powder measure must be used to carry the powder from the container to the muzzle of the gun. • No rifle may be capped or primed until on the firing line and the command to fire has been given by the range officer. • No wooden ramrods are permitted to load or clean guns. • For safety reasons, participants must never directly blow down the barrel. An artificial blow tube is permitted to use, if needed. The blow tube will be held loosely between two fingers, have a 90 degree bend, and be at extended arms-length.
INFORMATION	https://www.nmlra.org/rules

25 YARD NOVELTY – Bottles and Haffner Critters Combo Junior and Senior Event

TARGET	NMLRA Bottle Target (TG2427), and NMLRA Haffner Combination Target (TG901)
DISTANCE	25 yards
COURSE OF FIRE	<ul style="list-style-type: none"> Up to 10 record shots on each scoring target, 2 per bull, (20 record shots max). Two targets will be posted. The bottom target will be used as a practice target and the top target will be the scoring target for record.
TIME LIMIT	<ul style="list-style-type: none"> 80 minutes total running time, including practice shots May be run in 2 series of 10 shots; 40 minutes/series
SCORING	<p>Bottles: as outlined on the target. Completely within neck-10 pts; nicking the neck-7 pts; within body-5 pts; nicking the body -3 pts.</p> <p>Haffner: highest scoring area touched by ball (Note: The latter is less stringent than standard NMLRA scoring.)</p>

50 YARD BULLSEYE – Junior and Senior Event

TARGET	NMLRA 100 yard 8 ring targets (TG2406)
DISTANCE	50 yards
COURSE OF FIRE	<ul style="list-style-type: none"> Up to 20 shots standing Sight-in shots permitted but as part of the total running time
TIME LIMIT	<ul style="list-style-type: none"> 80 minutes total running time. May be run in 2 series of 10 shots (40 minutes per series)
SCORING	<ul style="list-style-type: none"> Highest scoring area touched by ball. (Note: The latter is less stringent than standard NMLRA scoring.)

MUZZLELOADING RIFLE SILHOUETTE – Junior and Senior Event

This is a 4-H 'hybrid' event that fits neither NRA Black Powder Silhouette nor NMLRA Silhouette. The steel silhouette and distances are used to allow the use of an NRA smallbore silhouette range and standard NRA targets.

We are planning to have steel targets for the silhouette event. If, for some reason, resort to using some or all cardboard targets – they will be scored as either Hit or Miss.

TARGET	<ul style="list-style-type: none">• ½ scale metallic silhouettes will be used.• Up to 20 metal or paper targets (same size as ½ scale metallic silhouettes)
DISTANCE	<ul style="list-style-type: none">• Chickens - 40 yards, Pigs - 60 yd., Turkeys - 77 yd., Rams - 100 yd.
COURSE OF FIRE	<ul style="list-style-type: none">• Up to 5 targets at each distance, one shot per target fired upon in order from left to right. (Start with bottom row first and then move up to top row second)
TIME LIMIT	<ul style="list-style-type: none">• 20 minutes per bank of 5 targets
SCORING	<ul style="list-style-type: none">• Target must be knocked over or from the stand or tipped on the nose or tail in order to be scored as a hit (1).• Targets not knocked over, hit out of order, or spun will be scored as misses (0).
SPOTTER	<ul style="list-style-type: none">• Each shooter may have one spotter with them on the firing line who may have scopes and binoculars to advise the shooter where shots are hitting.• The spotter may keep time and advise the shooter in a quiet voice.• The spotter may not touch the shooter or the shooter's equipment after the shooter assumes their position on the firing line.• Spotters can be anyone (coaches, parents, other competitors, etc.)

Berm Issues

Please instruct your kids/participants to stay off of the berms at all Gun Clubs/Events. That means all of the berms in the front and back ranges. Disqualification is the consequence. The berms are the large piles of dirt that the bullets go into to stop them. I know it seems like common sense but every year we have kids climbing the berms.

SHOTGUN EVENTS

The Louisiana 4-H Shooting Sports Matches in Skeet, Trap and Sporting Clays are based on the National 4-H Shooting Sports Invitational Shotgun events. The Louisiana contest for senior shooters will be a 150 target race for Regional and State of these events to determine the winners. The facility and shoot management will determine the events to be shot. The junior shooters contest will be a 100 target race for Regional and State to determine the winners.

An individual may choose to shoot in just the skeet, trap and sporting clay portion of the contest, but will not be considered to attend the national event. The top 4 overall senior winners, determined by combining the scores of skeet, trap, sporting clays or 5-stand and have not competed in the National 4-H Shooting Sports Invitational Shotgun Event, will be given the chance to represent Louisiana.

NO release triggers are permitted. Ties will be broken for each contest as explained in the contest event below. Malfunctions- each shooter will be allowed a maximum of 2 gun malfunctions per range. Ammo malfunctions are not considered a gun malfunction.

Louisiana also offers a 4-H Modified Trap competition for beginning or less experienced shooters. Individuals who choose to shoot Modified Trap may not compete in the other shotgun events.

4-H MODIFIED TRAP – Junior and Senior Event

EVENT	Louisiana 4-H Modified Trap
COURSE OF FIRE	2 rounds (25 targets each) consisting of singles from stations 1, 3, and 4, report doubles from station 2 and simultaneous (true) doubles from station 5.
TRAPS	Any $\frac{3}{4}$ cock manual machine may be used. Swivel bases may be used for different target presentations. Report doubles will be thrown from two machines sitting side by side. True doubles may be thrown from one machine, or two machines sitting side by side. NO electric trap machines will be used.
TIME LIMIT	Participants will fire in an expeditious manner, avoiding unnecessary delay; shooters are responsible to be at the designated range before their squad shoots, or face the possibility of not shooting.
PRACTICE SHOTS	No practice shots will be allowed.
TIE-BREAKERS & SCORING	Regionals-Tie break will be determined by longest string for individuals. Team tie will be broken by the highest scoring member of each team. State-Tie break will be determined by shoot-off for higher placing individuals.
EQUIPMENT	Any shotgun 12 gauge or smaller firing a shot charge meeting the requirements below. All reloads are prohibited, factory loads only. No gun carts/wagons allowed.
INFORMATION	http://nsca.nssa-nsca.org/wp-content/uploads/sites/7/2021/03/2021-NSCA-Rule-Book.pdf

SHOTGUN MODIFIED TRAP INFO

- Each parish should have a minimum of three (3) adults per five (5) shooters. (1) Coach, (1) Trapper, and (1) Scorer. We will ask parishes to send in names for trappers and scorers.
- These adults will be assigned by the Range Officer to operate traps, keep score, or perform other tasks deemed necessary for an efficiently run event.
- **For junior shooters (ages 9-13)** – Option A) an adult coach will stand between the shooter and the trap. The coach will hand single shells (or two shells on double presentations) to the shooter. Option B) junior shooter loads own gun. When the trap operator is "Ready," the shooter will respond "Pull" to call for the target(s). -

Regionals Only

- **State Match** – Juniors must load own gun. No coaches allowed on the field.
- As a general rule, limited coaching at the event site is permitted. However, coaching must never disturb other participants. No coaches allowed for seniors on line.
- Each parish should bring a gun rack large enough for all the guns used by their shooters.
- There will be 5 stations with three-quarter pull trap machines set up. Each station will be set up 4 feet to the left of the throwers with approximately 25 feet between each thrower. Marker paint will be used to make a shooters box of approximately 4' x 4' at each station. Course of fire will be twenty-five (25) targets consisting of singles from stations 1, 3, and 4, report doubles from station 2 and simultaneous (true) doubles from station 5 going away from a trap that will be beside the shooter. Each shooter will shoot 2 rounds of 25. Note: Management has the right to change course of fire. Ex: increasing the number of doubles, designate a true pair to be shot in a specific order, etc.
- State Only - In case of a tie between individuals (only top 5 individuals), double targets will be thrown until a shooter misses. If the tie has not been broken by the time the shooters finish station 5, target presentations will be rearranged. All other placings will be determined by longest string.
- Regional Only - A team tie in will be broken by the highest scoring member of each team. If there is still a tie, then second, then third, etc.

SKEET – Junior and Senior Event

EVENT	Standard NSSA (American) skeet
COURSE OF FIRE	1 round (25 targets) for Juniors and 2 rounds (50 targets) for Seniors consisting of singles and doubles from stations 1, 2, 6, and 7 and singles from stations 3, 4, 5, and 8. Load 1 shell only for all single targets.
TIME LIMIT	Participants will fire in an expeditious manner, avoiding unnecessary delay; shooters are responsible to be at the designated range before their squad shoots, or face the possibility of not shooting.
TIE-BREAKERS & SCORING	Tie break will be determined by longest string at Regionals. Tie break will be determined by Shoot-Offs at State.
EQUIPMENT	Any shotgun 12 gauge or smaller, capable of firing two shots without reloading may be used in skeet.
RULES (NGB)	National Skeet Shooting Association
INFORMATION	https://mynssa.nssa-nsca.org/wp-content/uploads/sites/6/2016/03/2023-NSSA-Rule-Book.pdf

TRAP – Junior and Senior Event

EVENT	Standard ATA (American) trap (16 yards)
COURSE OF FIRE	1 round (25 targets) for Juniors and 2 rounds (50 targets) for Seniors consisting of five targets from each of five shooting stations at 16 yards.
TIME LIMIT	Participants will fire in an expeditious manner, avoiding unnecessary delay; shooters are responsible to be at the designated range before their squad shoots, or face the possibility of not shooting.
TIE-BREAKERS & SCORING	Tie break will be determined by longest string at Regionals. Tie break will be determined by Shoot-Offs at State.
EQUIPMENT	Any shotgun 12 gauge or smaller firing target ammunition for that gauge. Shell Catchers will not be required for Trap Event in Advanced Shotgun. We would still encourage using them but will not be mandatory.
RULES (NGB)	Amateur Trap Association
INFORMATION	https://shootata.com/portals/0/pdf/Rulebook.pdf

Berm Issues

Please instruct your kids/participants to stay off of the berms at all Gun Clubs/Events. That means all of the berms in the front and back ranges. Disqualification is the consequence. The berms are the large piles of dirt that the bullets go into to stop them. I know it seems like common sense but every year we have kids climbing the berms.

SPORTING CLAYS –Junior and Senior Event

For the Louisiana 4-H Shooting Sports Match, this event will feature sporting clays course as set by the management. This portion of the contest is flexible depending upon the capabilities of the facility and the determination of the shoot management.

EVENT	Sporting Clays
COURSE OF FIRE	Any combination of 50 targets for Juniors and Seniors .
TIME LIMIT	Participants will fire in an expeditious manner, avoiding unnecessary delay; shooters are responsible to be at the designated range before their squad shoots, or face the possibility of not shooting.
TIE-BREAKERS & SCORING	Tie break will be determined by longest string at Regionals. Tie break will be determined by Shoot-Offs at State.
EQUIPMENT	Any shotgun 12 gauge or smaller firing a shot charge meeting the requirements below. Chokes tubes may be changed between stands only. Factory loads are required.
RULES (NGB)	National Sporting Clays Association
INFORMATION	https://nsca.nssa-nsca.org/wp-content/uploads/sites/7/2022/08/2022-NSCA-Rule-Book-8-17.pdf

Ammunition Requirements for all shotgun events (Modified Trap, Skeet, Trap and Sporting Clays/5-Stand)

All shotgun events shall be open to all shotguns (except single shot or double barrel shotguns with exposed hammers) of 12 gauge or smaller, using #7 ½ to #9 shot shells not exceeding 1 1/8 ounces of lead. Low and high brass are acceptable as long as it fits in with the 1 1/8 ounces of lead. Factory loads are required. Use of illegal shells at regional or state competition results in disqualification. No warnings or 2nd chances

Notes: Holding Shotguns - Cradle carry only on break action guns and 2-handed carry on everything else with chamber open. No shoulder straps used to carry shotgun.

Magnetic ground pad accepted but no shoe/toe rest accepted – Advanced Shotgun Only

Sound reducing ear protection are allowed as long as they don't have Bluetooth/music/communication capability (may not include radio or similar broadcasts as background noise)

Malfunctions – two gun malfunctions and two ammo malfunctions allowed per field. No shooter malfunctions allowed (example: safety left on)

Empty chamber indicators will be mandatory for all shotguns (except double barrel shotguns) in both Modified and Advanced Shotgun Divisions for all ages (In Sporting Clays and Modified Trap, the shooter must put in the empty chamber indicator after they have shot that station. The score keeper will make sure the squad has them in before moving to the next station). Be prepared to have indicators in at all times when not shooting and gun preferably in a gun rack.

SMALLBORE PISTOL EVENTS

The Youth Safety Handgun Act (<https://www.atf.gov/firearms/docs/guide/atf-i-53002-%E2%80%94-youth-handgun-safety-act-notice/download>) as included in the Gun Control Act of 1968 puts restrictions on the use and possession of handguns by youth under 18 years of age. Youth participating in Louisiana 4-H Shooting Sports must, at all times, follow all provisions of this act. Therefore, event officials will require “the prior written consent of the juvenile’s parent or guardian who is not prohibited by Federal, State, or local law from possessing a firearm.” This written permission must be in possession of the youth – even if a parent/guardian is present. We suggest a simple statement, reduced to wallet size with the name of the youth, a parent’s name, address, as well as their signature, and that of a witness and dates. The participant can laminate this card and keep it with the shooting kit or on their person. This document must be displayed at check-in. Failure to have this document will require us to disqualify the shooter to avoid violation of federal law.

All smallbore pistols are required to use a CBI (Clear Barrel Indicator) when the handgun is uncased and not being fired. Cased pistols will be the last equipment to be brought to the range and the first to be removed from it.

All events are “single pistol” matches, meaning participants are to shoot the entire course of fire of that event with the same pistol. No pistol changes will be allowed between stages, and only one pistol per shooter is allowed on the line. Pistols may be replaced only if they are disabled or malfunctioning.

CAMP PERRY ROUND (modified) – Senior Event Only

TARGET	NRA B-8
DISTANCE	25 yards
COURSE OF FIRE	Up to 10 shots each slow fire, 15-timed fire and 15-rapid fire; (Up to 40 record shots)
PROCEDURE	<p>The Match consists of:</p> <ul style="list-style-type: none"> *One slow fire string of 10 rds. in 5 minutes *Three timed fire strings of 5 rds. in 20 seconds *Three rapid fire strings of 5 rds. in 10 seconds <p>See NRA Rules 10.7 for commands and details. Malfunctions: For allowable malfunctions (Rule 9.6) one refire string will be allowed in timed fire and one refire string in rapid fire. See Rule 10.9 for malfunctions in slow fire.</p>
EQUIPMENT	<p>3.1.3 Standard Smallbore Pistol .22 caliber rim fire – The pistol may be any .22 rimfire pistol, either semi-automatic or revolver. The pistol shall most closely match the description of a pistol of the NRA Production Division – except as noted in Rule 3.1 3 or a rule specified in this synopsis. A Production Firearm is one which is or has been a catalog item readily available to the general public equipped with factory notch and post sights. All standard safety features of firearms must operate properly. <u>The firearm shall have no visible internal or external modifications</u> except as noted in the NGB rules.</p> <ul style="list-style-type: none"> • Barrel length, including cylinder, not more than 10 inches. • Trigger pull not less than 2 pounds. • .22 caliber rimfire – long rifle

	<ul style="list-style-type: none"> Open sights only. Rear sight may be adjustable, but sight radius no more than 10 inches.
SHOOTING POSITION	One-hand standing
RULES	<i>NRA Precision Pistol Rules</i> (Most Recent printing)
INFORMATION	http://rulebooks.nra.org/documents/pdf/compete/RuleBooks/Pistol/pistol-book.pdf

SLOW-FIRE BULLSEYE – single stage – Senior Event Only

TARGET	NRA B-8
DISTANCE	25 yards
COURSE OF FIRE	All slow-fire; Up to 40 record shots at 25 yards
TIME LIMIT	10 shots per 10 minute string
EQUIPMENT	<p>Version 2020 NRA Precision Pistol Rules for Open Division (3.2.1 and 3.4) apply.</p> <p>(3.2.1) Open Division – Any semi-automatic handgun or revolver authorized by Rules 3.4, 3.5, and/or 3.6, using any sights, including telescopic, are permitted except for those sights that project an image on the target. The firearm used in competition shall be serviceable and safe. All operational safety features of the firearm must function properly. If any firearm is observed to be unserviceable or unsafe, it shall be withdrawn at the request of the tournament director.</p> <p>(3.4) 22 Caliber Pistol or Revolver - Any pistol (single shot or semi-automatic) or revolver chambered for .22 caliber rim-fire long rifle may be used; barrel length, including cylinder, not more than 10 inches. Trigger pull not less than 2 pounds. Any sights, including telescopic, are permitted except for those sights that project an image on the target. Open (metallic) sights may be adjustable but not over 10 inches apart measured from the apex of the rear sight to the apex of the front sight. Any sighting device programmed to activate the firing mechanism is prohibited. All operational safety features of the firearm must operate properly.</p> <ul style="list-style-type: none"> Barrel length, including cylinder, not more than 10 inches. Trigger pull not less than 2 pounds. .22 caliber rimfire – long rifle Any sights, including telescopic, are permitted except for those sights that project an image on the target. Open sights may be adjustable but not over 10-inch sight radius.
SHOOTING POSITION	One-hand standing
RULES	<i>NRA Precision Pistol Rules</i> (Most Recent printing)
INFORMATION	http://rulebooks.nra.org/documents/pdf/compete/RuleBooks/Pistol/pistol-book.pdf

SMALLBORE HUNTER PISTOL SILHOUETTE – Senior Event Only

TARGET	½ scale metallic silhouettes
DISTANCE AND COURSE OF FIRE	All shooting in banks of 5 targets, shooting from left to right; Up to 10 Chickens at 40 yards, 10 Pigs at 60 yards, 10 Turkeys at 77 yards, 10 Rams at 100 yards. Up to 40 record shots.
TIME LIMIT	<ul style="list-style-type: none"> • 30 second ready time and 2 minute firing time for each bank of 5 targets • A sighter period will be included for each set of animals. Unlimited shots may be fired from the Standing, Unsupported Position (no rests or supports allowed). Time allowance is same as for record shots (30 second ready and 2 minutes for sighter shots). No alibis are allowed. • At the end of the sighter period, shooters will move into the record fire portion for that animal.
EQUIPMENT	<p>Any factory available smallbore pistol weighing no more than 5.0 pounds, operated with a trigger pull of at least 2.0 lbs, chambered for the .22 rimfire long rifle cartridge and having a factory standard barrel length of no more than 12 inches measured from breech face to muzzle equipped with any sights that do not project an image on the target. (NRA Pistol Silhouette Rule 3.1 and 3.2)</p> <p><i>No bolt action pistols, including cannon bolt, turn bolt or straight bolt will be permitted.</i></p>
SHOOTING POSITION	<p>Only standing positions may be used, The pistol is held in one hand or both hands at the shooter's option, with the arm or arms not braced or supported by other parts of the body. Neither the "trigger" hand (or arm) nor any part of the pistol may make contact with the opposite arm at any point at or above the pivot point of the wrist. (NRA Rule 5.8)</p> <p>** Clarification - The intent of this rule is that the weight of the pistol be supported solely by the muscles of the arm and shoulders. Resting any part of the arm on the torso is prohibited.**</p>
SCORING	Any target knocked over or knocked off the stand in sequence is scored as a hit (+1), targets missed, spun but not knocked down, or hit out of sequence is scored a miss (0). In the event of a missing target the scorer shall permit the shooter to fire on a designated target that remains standing, counting it as above. If no targets are available, the referee shall permit those targets to be fired before the shooters rotate to the next type of target.
SPOTTER	Each shooter may have one spotter with them on the firing line who may have scopes and binoculars to advise the shooter where shots are hitting. The spotter will also keep time and advise the shooter in a quiet voice. The spotter may not touch the shooter or the shooter's equipment after the shooter assumes their position on the firing line. Spotters can be anyone (coaches, parents, other competitors, etc.)
RULES	<i>NRA Pistol Silhouette Rules</i> (most recent printing)
INFORMATION	https://competitions.nra.org/media/8908/2023-silhouette-pistol-rules.pdf

Pistol Permission Card (Keep with gun at all times)

I _____ give my
permission to _____
To possess and fire a handgun until July 30, 2024 at which time
it may be extended.

Parents signature Date

Witness signature Date

SMALLBORE RIFLE EVENTS

- **New National Rule** (See below page 41): 2023-24 will be the last year these type rifles will be allowed in Louisiana 4-H Events. They will not be allowed at National Championships in 2024 and after.
- To qualify for Nationals, Seniors **MUST** compete in all three Smallbore Rifle Events: Smallbore Rifle Silhouettes, NRA 3-Position and CMP Rimfire Sporter.
- Juniors and Non-National Seniors may choose to participate in ALL three Smallbore Rifle Events (If 9-11 year olds are participating in NRA 3-P then they must choose either the 25 yard event or the 50 yard event – Not both).
- All rifle cases must only contain one unloaded firearm, one empty magazine, one sling and/or one air cylinder! Nothing else! The muzzle end of the case must be clearly marked (tape, paint, stickers, etc.).

RIFLE HANDLING PROTOCOL

- All rifles will be unloaded and cased when not on the firing line.
- All cases must have muzzle end clearly marked.
- No rifle will be placed on the Firing Line, or uncased, until the Range Officer gives the command.
- Cased rifles will be the last equipment brought to and first equipment taken off the Firing Line.
- All rifles shall have a **C.B.I.** (CLEAR BREECH INDICATOR) or Chamber Flag inserted when not in use.

NRA THREE-POSITION SMALLBORE RIFLE

TARGET	A-51 (25 or 50 yards)
COURSE OF FIRE	<ul style="list-style-type: none"> • Up to 20 shots in each position (Prone, Standing, and Kneeling in that order)
TIME LIMIT	<ul style="list-style-type: none"> • Prone: One minute per record shot (20 minutes) • Standing: Two minutes per record shot (40 minutes) • Kneeling: 1.5 minutes per record shot (30 minutes) • No sight-in period. Sighting shots are fired during the record fire stage.
EQUIPMENT	<p>Rule 3.2 - ANY .22 caliber rimfire rifle chambered for .22 short, .22 long, or .22 long rifle cartridge may be used in Smallbore 3-Position; no restriction on barrel length, overall weight of rifle or accessories or overall weight of rifle and accessories other than those laid out in NRA Smallbore 3-Position Rifle Rules 3.2 and 3.15.</p> <ul style="list-style-type: none"> • Any safe trigger is allowed • Any rifle action may be used (Semi-Auto, Bolt Action, Lever Action, etc.) • Only one round may be loaded in the rifle or magazine at a time (single load).
SIGHTS	(3.7) Metallic sights, non-corrective
AMMUNITION	Solid point (40 grains) standard velocity; match or target ammunition
RULES	<i>NRA Smallbore Rifle Rules CR16750</i> (Most recent printing)

New Event	25 Yard event – Only 9–11 year olds can participate (must choose 25 or 50 yard event)
INFORMATION	https://competitions.nra.org/media/8920/2023-smallbore-rifle-rules.pdf

SMALLBORE RIFLE SILHOUETTE

TARGET	1/5 scale metallic silhouettes
COURSE OF FIRE	Up to 10 chickens at 40 yards, 10 pigs at 60 yards, 10 turkeys at 77 yards and 10 rams at 100 yards
TIME LIMIT	<p>A 15 second ready time and 2 ½ minutes firing time per bank of targets</p> <ul style="list-style-type: none"> A sighter period will be included for each set of animals. Unlimited shots may be fired from the Standing, Unsupported Position (no rests or supports allowed). Time allowance is same as for record shots (15 second ready and 2.5 minutes for shots). No alibis are allowed. At the end of the sighter period, shooters will move into the record fire portion for that animal.
EQUIPMENT	<p>NRA Smallbore silhouette rifle rules (rule 3.2) are identical to the High-Power Silhouette Rifle (rule 3.1), except for ammunition. A synopsis follows: maximum weight – 10 pounds 2 ounces including sights. Any sights, telescopic or metallic, any safe trigger, stocks must be traditionally styled, conventional configurations such as factory rifle stocks or silhouette stocks as manufactured by Fajen, McMillan, H-S Precision and others and barrel: no longer than 30 inches. <i>Shooting stands will not be allowed in the silhouette event.</i> Tables will be provided to support equipment. Note: Chassis type firearms will be allowed but must meet weight limits and magazines may not be used as a palm rest.</p> <ul style="list-style-type: none"> No muzzle devices, barrel porting of any type or flash suppressors will be allowed. Any stocks with movable parts must be secured in one position. Combs/cheekpiece may not be above the centerline of the bore. Magazines may not be used as a palm rest. No gloves will be permitted
AMMUNITION	Only factory loaded .22 caliber (Short, Long or Long Rifle). Hot loads, such as “Stingers” are not permitted.
SHOOTING POSITION	Any standing position without artificial support. The rifle will be supported by the hands and one shoulder. All parts of one hand must be forward of the pistol grip and may not overlap or touch the rear hand.
SCORING	<ul style="list-style-type: none"> Target knocked down or off the stand in proper sequence are scored as hits (+1). Any target shot out of order is recorded as a miss (0). Target tipped on the nose/tail are scored as hits. (+1) If a target is not available, the shooter may go to the next available target or return to an earlier target and shoot it as a substitute. If this occurs, competitor must inform scorer exactly what target they are shooting, or it will be scored as a miss. If no targets are available, the shooter will get an alibi target before next stage begins. Each shooter is allowed one spotter (Spotter may be a coach/parent) Only one alibi can be claimed for each of the following: rifle malfunction, ammunition malfunction and sight malfunction
RULES	<i>NRA Rifle Silhouette Rules CS16820</i> (Most recent printing)
INFORMATION	https://competitions.nra.org/media/8911/2023-silhouette-rifle-rules.pdf

CMP RIMFIRE SPORTER

***Please read carefully, as there are event rules listed that may not be found, or differ, from the CMP Rules.*

CMP Rimfire Sporter Rule R 1.0 - Intent and Spirit of Sporter Rules. The intent of CMP Rimfire Sporter Rules is to promote target competitions with .22 caliber rimfire rifles that are restricted to low-cost, readily available, sporter-type rifles typically used in informal target shooting, plinking or small game hunting. Any rifle configuration or item of equipment not mentioned in these rules or that is contrary to the intent and spirit of these rules is prohibited.

CMP SIGHT CLASSIFICATION

National Seniors compete against each other, regardless of sight type

Non-National Sr's and Jr's must choose either Scope/Aperture OR No-Scope Class

***NOTE FOR ALL STAGES:** After the "Load" command is given, all actions must be locked open or closed on an empty chamber. **Manually holding the action open is not permitted.**

***FOR RAPID FIRE PORTION:** Following the "START" command, a round may not be chambered until the shooter is in the firing position with muzzle safely pointed down range.

TARGET	B-19 CMP Rimfire Sporter Target
DISTANCE	25 yards and 50 yards
COURSE OF FIRE	<p>Up to 60 shots for record:</p> <ul style="list-style-type: none"> • Juniors fire 30 record shots in Slow-Fire ONLY. • Seniors fire 60 record shots: (30 Slow-Fire and 30 Rapid Fire) <p>50 yards:</p> <ul style="list-style-type: none"> • <u>Prone</u>: 10 shots Slow-Fire & 10 shots Rapid-Fire • <u>Sitting or Kneeling</u>: 10 shots Slow-Fire & 10 shots Rapid-Fire <p>25 yards:</p> <ul style="list-style-type: none"> • <u>Standing</u>: 10 shots Slow-Fire & 10 shots Rapid-Fire
TIME LIMIT	<p>Slow-Fire: 10 shots in 10 minutes</p> <p>Rapid-Fire: Two separate 5-Shot strings (25 seconds each 5-Shot string for semi-autos and 30 seconds for manual actions).</p>
EQUIPMENT and AMMUNITION	<p><u>Rifle:</u> Rifle weight may not exceed 7.5 lbs. (Includes sights and an empty magazine)</p> <ul style="list-style-type: none"> • Any type of action, semi-automatic or manually operated, is allowed. • Trigger must lift and HOLD a 3.0 pound weight. <p><u>Stock:</u> ALL STOCK STYLES <u>ARE</u> LEGAL.</p> <p>**This includes stocks with thumbholes, adjustable lengths of pull, adjustable cheek pieces and tactical styles. Butt plates may not slide up/down or be tilted.**</p> <ul style="list-style-type: none"> • Adjustable (moveable) sling swivels are NOT permitted. • Prior to Check-in, adjustable length butt plates and cheek pieces must be set by the shooter and remain in that setting for duration of match.

	<ul style="list-style-type: none"> Magazines protruding below the stock may not be used as a palm rest. <p>Sling: A standard leather or web sling, no wider than 1 1/4 inches, may be used in the prone, sitting or kneeling positions.</p> <p>Slings are prohibited in standing position.</p> <ul style="list-style-type: none"> Swivel must be fixed in one position on the fore-end only. Rails with sliding/adjustable sling swivels are not permitted. <p>Sight Classification: Participants may only enter one class</p>
	<p>Scope/Aperture Class (Open to all participants)</p>
	<ul style="list-style-type: none"> Aperture (globe or peep) sights MUST shoot in the Scope/Aperture Class. Scopes may not be greater than 6x magnification If a variable power scope is capable of greater than 6x, the adjustment dial must be secured with tape so that it can't be changed during match. Electronic Dot or Holographic sights are permitted. Check-in seal must remain intact and the magnification must remain at the sealed power for the entire match. Barrel: Must not be equipped with any type of muzzle porting or recoil reducer Factory installed flash suppressors ARE allowed on "Tactical Style" rifles. Fluted, "bull" or non-metallic barrels ARE permitted. Ammunition: Any .22 caliber long rifle ammo may be used.
	<p>No-Scope Class (Only Junior and Non-National Seniors may participate)</p> <ul style="list-style-type: none"> Traditional open or "iron" sights only. Aperture, globe or peep sights (front or rear) are not permitted. Barrel: Must not be equipped with any type of muzzle porting or recoil reducer Factory installed flash suppressors ARE allowed on "Tactical Style" rifles. Fluted, "bull" or non-metallic barrels ARE permitted. Ammunition: Any .22 caliber long rifle ammunition may be used.
RULES	<i>CMP Games Rifle and Pistol Competition Rules – current edition, 2019</i>
INFORMATION	<p>Free PDF downloaded rules are posted on the CMP web site at: https://thecmp.org/wp-content/uploads/2023/01/CMPGamesRules.pdf CMP Phone : (419) 635-2141, ext. 1122</p>

CMP RIFLE CHECK-IN PROCEDURE

1. Have shooter place cased rifle on table with muzzle pointed down range
2. Open case, insert C.B.I., and verify rifle is <u>UNLOADED!</u>
3. Inspect rifle for prohibited accessories listed below. <i><u>If any prohibited features are found, case the rifle and send them to the back of the line. Do not let them adjust at table or try to cut in front after adjusting.</u></i>

PROHIBITED FEATURES

- Picatinny rails, sliding rails or multiple/adjustable sling attachment points
- Sling: Maximum 1.25" wide with no additional padding
- Muzzle porting is illegal. Factory installed flash suppressors **ARE OK.**
- Padded, molded, reinforced or special shooting gloves
- Butt-Plates that slide up/down or are tilted

4. Weigh rifle WITH EMPTY MAGAZINE AND NO SLING (7.5 lbs MAX)
5. Tape all scopes at 6X- MAX. (Can be lower magnification, if shooter desires)
6. Tape adjustable butt-plates and cheek-pieces at shooter's requested length and height.
7. Point muzzle up, close action and disengage safety.
8. Insert trigger weight bushing onto trigger and slowly lift rifle and weight vertically
9. TRIGGER MUST <u>LIFT AND HOLD</u> THE 3.0 pound WEIGHT WITHOUT FIRING...NO EXCEPTIONS!
10. After three failed attempts, they go to the back of the line. Coaches <u>DO NOT</u> get a lift attempt!
11. <i><u>Do not let them adjust trigger at table or try to cut in front after adjusting.</u></i>
12. If trigger passes, dry fire rifle to assure the sear held.
13. Put sticker on buttstock if rifle passes inspection.
14. Check sights to verify they are signed up for correct sight class. (Scope/Aperture or No- Scope Class)
15. Sign them in on roster.

New National Rule (Rifle)

Each year, the National 4-H Shooting Sports Committee reviews both the National 4-H Shooting Sports Championship Rules and Regulations as well as the Minimum Standards and Best Management Practices of a 4-H Shooting Sports Program. Decisions to edit are based on the safety and education of our youth as well as the integrity of the 4-H program. In keeping with our long-standing philosophies of not participating in simulated combat sports nor shooting at humanoid targets the committee has implemented a new minimum standard, listed below.

- Any firearm built or modified to give the distinct impression of a modern military style firearm such as an AR or AK is not allowed in the 4-H Shooting Sports Program. Listed below are visual examples of, but not limited to, firearms that resemble those not allowed. Examples of unacceptable firearm components include: any type of muzzle devices (muzzle brake, recoil compensator, suppressors, porting), front pistol grips, heat shield/shroud, and magazines extending more than 1 inch below the receiver.

Ported barrels are permitted on shotguns & pistols.



2024 LOUISIANA 4-H SHOOTING SPORTS EVENT SYNOPSIS

This Synopsis outlines the events and specific requirements for the 2024 Louisiana 4-H Shooting Sports Regional and State Matches. For additional pertinent information for participants and coaches, see the 2024 Louisiana 4-H Shooting Sports Match General rules below.

Rule: Youth are allowed to participate in a maximum of (3) three disciplines. (Ex: Shotgun, Smallbore Rifle and Air Pistol)

EVENTS AT-A-GLANCE:

National Qualifying Events (Seniors Only except for BB Gun)

Discipline	Event 1	Event 2	Event 3
Archery Compound	Field Round (Partial Field Round)	FITA Round (Partial FITA Round)	3-D Round
Archery Recurve	FITA Round (Partial Field Round)	Field Round (Partial FITA Round)	3-D Round
Air Pistol	Slow Fire - Bullseye	Single Shot – Rapid Fire	Air Pistol Silhouette
Air Rifle (Sporter)	National STD Three-position Sporter Air Rifle	Sporter Air Rifle Event (Standing)	NRA Sporter Air Rifle Silhouette
BB Gun 9-15 yrs old	5 Meter 4 Position		
Hunting	Hunter Decision-Making	Hunting Skills	Wildlife Identification and Management
Muzzle-Loading	25 Yard Novelty – Bottles and Haffner Critters combo	50 Yard Bullseye	Muzzleloading Rifle Silhouette
Shotgun	Skeet	Trap	Sporting Clays
Smallbore Pistol	Camp Perry Round (modified)	Slow-Fire Bullseye – single stage	Smallbore Hunter Pistol Silhouette
Smallbore Rifle	NRA Smallbore Silhouette Rifle	NRA Three-Position	CMP Rimfire Sporter Rifle

Non-National Senior Events

Discipline	Event 1	Event 2	Event 3
Archery Recurve Bare Bow, Genesis, Limited/Pins Compound, Open Compound and Recurve Sighted (Can only pick two events to compete in)	3-D Round (Can only pick one bow to participate with)	Field Round (Partial Field Round) (Can only pick one bow to participate with)	Modified FITA Round (Can participate in two of the 5 bow categories listed)
Shotgun	Modified Trap		
Smallbore Rifle (Can pick all 3)	CMP Rimfire Sporter Rifle	NRA Three-Position	NRA Smallbore Silhouette Rifle

Junior Events

Discipline	Event 1	Event 2	Event 3
Archery Recurve Bare Bow, Genesis, Limited/Pins Compound, Open Compound and Recurve Sighted (Can participate in both events to compete in)	3-D Round (Can only pick one bow to participate with)	Modified FITA Round (Can participate in two of the 5 bow categories listed)	
Air Pistol	Slow Fire - Bullseye	Air Pistol Silhouette	
Air Rifle	National STD Three-position Sporter Air Rifle	NRA Sporter Air Rifle Silhouette	
Hunting	Hunter Decision-Making	Hunting Skills	Wildlife Identification and Management
Muzzle-Loading	25 Yard Novelty – Bottles and Haffner Critters combo	50 Yard Bullseye	Muzzleloading Rifle Silhouette
Shotgun	Skeet	Trap	Sporting Clays
Shotgun	Modified Trap		
Smallbore Rifle (Can pick all 3)	CMP Sporter Rimfire Rifle (Slow fire only)	NRA Three-Position (25 or 50 yard for 9-11 years olds – can only pick one)	NRA Smallbore Silhouette Rifle

General Rules

PARTICIPATION

4-H membership – All 4-H Shooting Sports members in good standing are eligible to compete in 4-H shooting sports events. Official 4-H enrollment is required by 4-H enrollment card/online enrollment.

Age Requirement – 4-H Club members must be 9 years of age before January 1 of the current club year and must not have passed their 19th birthday on January 1. Juniors will be shooters ages 9-13 as of January 1st of the current year. Seniors will be shooters ages 14-19 as of January 1st of the current year

Training – a) Participants are required to have completed 8 hours of 4-H Shooting Sports discipline training each year in each discipline in which they want to compete. A 4-H Shooting Sports certified discipline instructor will verify workshop completion and competition on individual registration forms. b) 4-H Members who have passed their 10th birthday on or before January 1st of 2024 MUST have completed a certified Hunter Education Course in order to compete at the regional or state level. *This training is available through the Louisiana Department of Wildlife & Fisheries at www.wlf.state.la.us/hunting/education.*

Team Composition - Teams are composed of 4 individuals in all disciplines except for BB Gun and Shotgun-Modified Trap (BB Gun teams shall consist of 5 team members and up to 2 alternates/Shotgun-Modified Trap shall consist of 5 team members). Team competition will take place in Regional Matches Only. No teams except BB Gun will be assigned before Match. Top individual scores from each parish will determine teams. You cannot qualify for State on a team except in BB Gun.

Event Participation –Participants are expected to compete in the required state events within the discipline in order to qualify for Nationals. Look at event synopsis starting on page 41.

HEALTH AND SAFETY

Health & Code of Conduct Forms - It is the responsibility of each parish coordinator to have the appropriate health and code of conduct forms for each participant. An adult supervisor or coach should be present at the event site, with immediate access to the forms anytime their youth are participating in an event. These forms may be obtained through local/state 4-H offices.

Safety – Safety is the highest priority for range staff, participants, coaches, and spectators. Standard accepted safety rules will be followed at all times, special safety considerations will be announced at each venue. The Match Director, Range officers, or other event staff may dismiss anyone from the range for unsafe behavior. The score may be forfeited, participant disqualified, or spectators barred at the discretion of the Louisiana 4-H Shooting Sports staff.

Handguns – Participants must comply with all federal laws pertaining to youth and handguns (see Youth Safety Handgun Act, <https://www.atf.gov/firearms/docs/guide/atf-i-53002-%E2%80%94-youth-handgun-safety-act-notice/download>). Federal law prohibits the transportation of a handgun

for any reason by a youth under 18 years of age. Please ensure that handguns are transported by an adult.

Equipment – Equipment check-in will be at the discretion of the discipline range master and/or state shooting sports coordinator. Equipment should meet the requirements that are specified in the Louisiana 4-H Shooting Sport rules.

Cell Phones – The use of cell phones or other electronic devices are not permitted during competitive events at Regional and State 4-H Shooting Sports Events by participants or coaches unless permission is requested and granted from the range officer.

Eye and Ear Protection Requirement – For all firearm events, eye and ear protection is required. All participants and other persons on or in the immediate vicinity of the firing line, including coaches, range officials and any spectators must wear adequate eye protection (glasses or goggles) and ear protection. The equipment must protect both eyes. For air events, only eye protection is required; and eye protection is strongly recommended but not required for archery events. Sound reducing ear protection are allowed as long as they don't have Bluetooth/music/communication capability (may not include radio or similar broadcasts as background noise)

MATCHES

Southern Region Match-Parishes include: Beauregard, Allen, Evangeline, St. Landry, Calcasieu, Jeff Davis, Acadia, Lafayette, Cameron, Vermilion, Pointe Coupee, West Baton Rouge, St. Martin, Iberville, Iberia, St. Mary, Ascension, Assumption, St. James, St. John, St. Charles, Orleans, St. Bernard, Plaquemines, Jefferson, Terrebonne, Lafourche, St. Tammany, Washington, Tangipahoa, St. Helena, East Baton Rouge, West Feliciana, East Feliciana and Livingston.

Northern Region Match- Parishes include: Caddo, Bossier, Claiborne, Webster, Union, West Carroll, East Carroll, Madison, Richland, Ouachita, Morehouse, Lincoln, Jackson, Bienville, Desoto, Red River, Winn, Caldwell, Franklin, Tensas, Concordia, Catahoula, LaSalle, Grant, Natchitoches, Sabine, Vernon, Rapides and Avoyelles.

State Match - The state match is made up of participants from the northern and southern matches who have qualified to compete on a state level. Check the event synopsis for matches that will be offered at the state level.

AWARDS SCORING and QUALIFYING

1. Awards - Awards will be presented to the top 3 teams (Regional Only), top 5 individuals in each event and top 10 for overall results in each discipline.

2. Scoring – National Events and Disciplines with more than 1 event associated with overall winners: Raw scores are used in determining placements in each individual competitive event. (highest score wins). Overall awards are determined by percentage points (percentage points assigned for each "place") in all 3 events, not by cumulative raw scores. If there is a tie in percentage points then cumulative raw scores are used to break tie. BB Gun will be the only discipline excluded from this scoring system. **All other Disciplines will be placed by raw scores**

3. Purpose of Percentage Points (%):

Percentage scoring can help equalizes the point differences between events. For example: a raw score potential of 40 in smallbore silhouettes compared to 600 points in 3P.

It also better reflects the relative excellence of competitors compared to placement points. Example: Air Pistol -slow fire bullseye (400 pts).

	Raw Score	Placement Pts	%	Mod %
Competitor A 1 st	376 pts	18	.9400	1.000
Competitor B 2 nd	360 pts	17	.9000	.9574
Competitor C 3 rd	359 pts	16	.8975	.9548

In this example, a placement point differential of (1) is the same when A is compared to B - 376/360(14 pts raw score) as well as when B is Compared to C - 360/359 (1 pt raw score). Most people feel that relative excellence should be considered when determining High Overall Awards within a shooting discipline/category. The percentage scoring method permits this.

A modified % will be used at the National Invitational. Using the highest score recorded for a particular event as the baseline rather than the "perfect" score helps in equalizing the various difficulties of different daily events.

Modified % Formula:
$$\frac{\text{Ind Score}}{\text{Highest Score}} = \% \text{ score}$$

Percentage scoring is also a better alternative for determining for High Overall Individual awards because tiebreakers will not affect the result as does placement points.

Team Scoring – All four or five (BB Gun/Shotgun-Modified Trap) scores from team participants for the event will count toward the team score for Regional Matches.

Qualifying – A minimum of 15 participants from each of the Regional Matches will qualify for the State Match in each event as long as the event has at least 25 participants competing. Additional participants may qualify at the discretion of the range master and/or state shooting sports coordinator based on their scores and availability of space. Team qualifying – only teams can qualify for State in BB Gun. A minimum of 3 teams from each of the Regional Matches will qualify.

COACHING

Coaches – Each parish will have one coach per discipline. This coach is the only adult permitted to discuss procedures, ask questions, or advocate for his/her parish with range officials.

Event Coaching - As a general rule, limited coaching at the event site is permitted. However, coaching must never disturb other participants. A coaching line will be established on each range - behind the participant's area and firing line and separate from the spectator area. Except during preparation time, coaches are to stay behind the firing line and in the coaching area. Coaches may assist the participant during prep time only. Once shooting for record begins, no coaching is permitted unless the participant asks permission from the range officer. Any request for coach assistance must be initiated by the participant; the coach may not initiate contact with the participant. The participant

will put down their equipment, make it safe, leave the line, and then go talk to their coach. Coaches may ask the line officer to have their youth member come back to talk, but may not initiate contact with the participant. Coaches may not handle firearms or equipment after the match begins nor advance to the firing line unless authorized by the range officer. A coach may set up his/her own spotting equipment. Please note that specific coaching instructions may be issued at the range for each event.

Spotters/Scorers in silhouette matches – A coach/participant/family member will be allowed to spot in silhouette matches. Quiet conversation between the spotter and the participant is permissible. An official scorer, not from the same parish, will be assigned to each participant to record hits and misses.

CONDUCT

Dress Code - Participants are expected to dress appropriately for the events in which they will participate. Team uniforms or shirts are encouraged, but not required. Range officials have the final word concerning the dress code and may announce or address specific cases. **Fully enclosed shoes must be worn for all shooters in all events.**

- Shorts and skorts must be to the knee while standing, so that modesty is maintained in all shooting positions.
- Tank tops with spaghetti straps, muscle shirts, bare midriffs, low necklines, or otherwise revealing clothing will not be allowed.
- Leggings (tight fitting/yoga-type stretch pants) are allowed when worn underneath compliant shorts and skorts.

Behavior and Sportsmanship - All participants, coaches, and spectators are expected to demonstrate the highest level of sportsmanship, supporting the objectives and ideals promoted by the 4-H program in general and the 4-H Shooting Sports Program in particular. Participants or coaches will render aid and/or testimony if asked to do so by any match official. All participants, coaches, and observers are expected to conform to appropriate state 4-H Code of Conduct expectations or volunteer agreements, not only to the letter, but to the intent.

Knowledge of Rules and Procedures –It is the responsibility of each participant and coach to read the rulebook, understand the procedures used in each event, and comply with the rules and standards of the events. Questions are encouraged to clarify any areas of misunderstanding or lack of knowledge. Ignorance of the rules in any event does not obviate their existence. Participants are responsible for knowing the rules of their event and staying within them. Learning the rules of the events is part of the educational process for shooting sports participants.

CHALLENGES AND PROTESTS

Challenges – A senior shooter is the only one allowed to review his/her target. A junior shooter may have one coach or responsible adult review his/her target. Once targets have been scored, they will be available for review by participants for a period of 30 minutes unless otherwise posted. Upon completion of that time period the scores may no longer be challenged. Each range may announce its own procedures and time allowances for challenge. Each challenge will cost \$1.00 per shot challenged on paper targets. The participant/youth must make the challenge alone. BB Gun Test Challenge will follow same procedure as paper target challenge.

Protests - Youth participants only (no adults), may protest; a) an injustice they feel has been done to them individually; b) the conditions under which another competitor was permitted to fire; or c) the equipment another competitor was permitted to use.

Steps to Filing an Official Protest:

- a. Range Officer – The protest is made orally to the chief range officer.
- b. Range Jury – The protest may be stated orally to the jury of 3 or more officials present at the match, indicating the decision of the range officer.
- c. Match Director or /Jury – The protest must be submitted in writing to the Match Director or the Chief Range Officer, accompanied by a \$25 cash protest fee, within one (1) hour of the conclusion of the event. If the Protest is given to the Chief Range Officer, they will notify the Match Director immediately via radio or phone. The match jury will consider the statement, may ask questions of the participant and range officials and will render a decision in an expeditious manner. The decision of the match jury will be final and no further appeal is possible. Coaches, parents, and other parties may not participate in the process. If the protest is ruled valid, the fee will be returned.

Berm Issues

Please instruct your kids/participants to stay off of the berms at all Gun Clubs/Events. That means all of the berms in the front and back ranges. Disqualification is the consequence. The berms are the large piles of dirt that the bullets go into to stop them. I know it seems like common sense but every year we have kids climbing the berms.

National 4-H Championship Questions and Answers

The National 4-H Championship Match is an opportunity for Louisiana youth to compete against 4-Hers across the nation. If you would like additional information about the National Championships go to www.4-hshootingsports.org.

How does a 4-Her get to take the National trip?

They must be one of the top 4 individuals who have not taken the trip in that discipline previously.

What is a senior 4-H club member?

A senior 4-H club member is any 4-H member that is at least 14 years of age by January 1 of the current year.

How many times can a 4-H participate in the National Contest?

A 4-Her can only compete one time in each discipline however, they can attend the national contest in another discipline as long as they qualify.

What does the state provide in way of support?

The state will provide the participant registration fee and lodging. The state has also provided coaching support for the state team.

How are coaches picked for National Contest?

The state shooting sports coordinator will assign the coaches.

Who is responsible for the equipment and supplies to compete?

The participant is responsible for having the necessary equipment and supplies.

State 4-H Shooting Sports Questions and Answers

How does a 4-H'er compete at the state contest?

A participant must meet parish criteria, compete in the regional contest and qualify at regional to participate at state.

Can a 4-H'er compete in the same contest they have previously won?

Yes, however, they cannot take the National trip again in that discipline.

Does a 4-H'er have to acquire a hunter safety card?

All participants who are eligible to get a hunter safety card must present their card/voucher to the parish coordinator to establish their qualification to compete at regional or state competitions.

Does BB Gun winners go to National 4-H Championships?

No, they have a separate National Contest in Arkansas. If you would like additional information on the International BB Gun Contest, go to <http://www.dnbbgcm.com/>.

For Additional Information Contact:

David Boldt

dboldt@agcenter.lsu.edu

(225) 578-2196

Or Your

Local Parish Extension Office