



GN Gardening Magazine

January 2022



In This Issue:

Look At Me –
Loropetalum
(*Loropetalum chinensis*)

By: Dr. Joe Willis

Super Plant Spotlight
Common Firebush
(*Hemelia patens*)

By: Will Afton

Weed of the Month
Pellitory
(*Parietaria judaica*)

By: Anna Timmerman

What's Bugging You?
Hoof Fungus
(*Fomes fomentarius*)

By: Chris Dunaway

January Planting Guide

In the Kitchen with Austin

Local Garden Centers

January Garden Checklist

Lawn Care Do's & Don't's

Cover photo:

A large tree-form Loropetalum at the home of Dr. Joe Willis. Photo by Chris Dunaway

Look At Me – *Loropetalum (Loropetalum chinensis)*

Loropetalum (*Loropetalum chinensis*), also known as Chinese fringe-flower, is an excellent choice for landscape color. People often plant it for its rich burgundy or purple foliage, a unique trait not typically seen in evergreen shrubs. But in January and February, this shrub produces abundant flowers that look like a colorful fringe along the branches. Chinese fringe flower (*Loropetalum chinense*) is an often-overlooked shrub for warmer climates. This member of the Hamamelidaceae family has softly crinkled evergreen foliage and profuse clusters of lightly scented, spidery

flowers. The genus name, *Loropetalum*, is derived from the Greek words for strap and petal, and refers to the long, thin petals of its fringe-like blooms. It is native to woodland regions of the Himalayas, China, and Japan. Loropetalum is relatively easy to grow and virtually maintenance-free. With a variety of foliage and flower colors, sizes and growth habits, this versatile shrub is a welcome addition to any landscape.

Loropetalums grow well in USDA zones 7-10.

Depending on variety, they form an upright, mounding, or spreading habit and are 1 to 15 feet tall and 3 to 10 feet wide.

They do well in full sun to light shade but the bloom and foliage color is best with at least 6 hours of full sun. They do like afternoon shade in hot locations. They grow best in moist, well-drained, acidic soil (pH 4.5 to 6.5) with plenty of organic matter. Once

established, they are very tolerant of drought conditions.

Lightly fragrant, tassel-like flowers with strappy, ribbon-like petals are produced in prolific clusters up and down the branches. Individual flowers are about one-inch long with petals that are 1/16th-inch wide.



"Blush" Loropetalum flowers.

Flowering is heaviest in mid-winter to spring, with smaller, sporadic re-bloom at different times of the year. Tiny, capsule-like barely noticeable fruits follow.

This broadleaf evergreen shrub or small tree has dense branching with small, oval, finely toothed to entire (smooth-edged) leaves 1 to 2-1/2 inches long arranged

alternately on somewhat arching branches. Fine-textured foliage comes in shades of burgundy, purple, chartreuse and green. Mature specimens can develop exfoliating bark. They don't require pruning but will tolerate heavy pruning, if needed, to maintain size and shape.

When planted in optimal conditions and properly maintained, loropetalum exhibits few, if any problems. Possible diseases include mildew, anthracnose, root rot, or bacterial gall. There are no significant pest problems, but they can be susceptible to spider mites if kept too dry or in too much sun.

Below is a list of some of the many varieties of loropetalums available.


Pink-Flowering Varieties (*Loropetalum chinense* var. *rubrum*):

- 'Blush': Along with 'Burgundy', it is one of the

Look At Me – *Loropetalum (Loropetalum chinensis)*

original two introductions of var. *rubrum*. Its growth habit is more compact and denser than ‘Burgundy’. New growth is a bronze-red that matures to an olive-green. Flower color is fuchsia pink. There are 5-10 blossoms in a cluster and peak bloom time occurs in April with additional blooms occurring sporadically during the rest of the growing season. It reaches approximately 8 feet tall and wide. It has also been labeled as ‘Razzleberri’ (‘Monraz’).

- **‘Burgundy’**: New leaves are reddish purple, but turn a purplish green to dark olive green as they mature. In autumn, the oldest leaves turn orange-red to red. Clusters of 4-7 hot pink flowers are produced most prolifically in spring and then sporadically throughout the growing season. It reaches a height of 6-10 feet with a similar width.
- **‘Carolina Midnight’**: This is a large, evergreen, upright-growing shrub that may reach 10 to 12 feet tall and 8 to 12 feet wide. The flowers are deep fuchsia-pink, and the plant has deep purple foliage. It can be grown as a tall hedge with plants spaced 6 feet apart, or it may be limbed up as a small tree. Individual plants in the landscape should be spaced 8 to 12 feet apart.
- **Cerise Charm™ (Kurobijin)**: This dwarf shrub has a very dark plum small-leaf foliage that maintains its color throughout the year. Its foliage contrasts beautifully with its spring bloom of intense burgundy red flowers. It has a compact habit and grows no more than 3 to 4 feet, both in height and spread. It makes a great accent or foundation plant.
- **Crimson Fire™ (PIILC-I)**: One of the more particular cultivars, it stands out because of its brilliant deep pink flowers that contrasts nicely with its red-purple foliage. It is a dwarf variety that grows no more than 2 to 4 feet tall and spreads 4 to 5 feet. It has a compact, mounded spreading habit. Due to its size, it is an ideal plant for a small space that needs an extra touch of color, making it a good accent plant or foundation plant as well as beautiful in containers. It blooms in spring.
- **‘Darkfire’**: This mid-sized cultivar has very deep dark foliage that remains purple even during the heat of the summer. Plant size is 5 to 6 feet tall and wide. The flowers are pink.
- **‘Daruma’**: This dwarf cultivar grows to 2 to 5 feet tall and 3 to 5 feet wide. The flowers are bright pink and the foliage is a deep plum color.
- **Ever Red® (‘Chang Nian Hong’)**: Its leaves are a dark burgundy color that persists through the summer. Its flowers are the reddest of this variety. Mature height is approximately 5 feet tall with a similar width.
- **Fire Dance**: This specimen is somewhat uncommon compared to other



‘Carolina Midnight’
Loropetalum



‘Crimson Fire’ Loropetalum



‘Fire Dance’ Loropetalum

Look At Me – *Loropetalum (Loropetalum chinensis)*

loropetalums. This plant has an upright habit that tends to arch downwards. It tends to grow from 3 feet to a maximum of 6 feet with a spread of around 5 feet, with a fast growth rate. It yields bright to dark pink flowers, while its foliage is initially ruby red on new growths, it eventually turns red-purple and then green in maturity. They make excellent container plants, which is useful especially in colder climates, as it is less hardy than other cultivars. This plant tends to blossom in spring and again between late summer and autumn.

- **Jazz Hands Bold™ (Kurenai Daiou):** This plant is a large specimen that has a dense and upright habit that can grow from 6 to 8 feet tall and tends to spread to 6 feet wide. It has large rounded foliage that emerges as pink and becomes burgundy with copious rich pink flowers. Both blooms and foliage are on average larger than most other rubrum cultivars. It is a great eye-catcher and is perfect for privacy hedges and backgrounds due to its height and density. The plant blooms in spring but maintains its leaf color year-round.
- **Jazz Hands® Dwarf Pink ('Kurenai', PP#27,750):** This dwarf cultivar grows 12 to 26 inches tall by 36 inches wide with a mounding habit. The flowers are very dark pink, and foliage is purple with a cranberry undercurrent. Cultivar introduced by Proven Winners.
- **Jazz Hands Mini™:** One of the smallest loropetalums available, it grows 10 to 12 inches tall with a spread of 18 to 24 inches. It has black purple foliage with extremely bright pink flowers. It is a plant that is specifically cultivated for groundcover use, but looks great in containers, to line a walkway border or as an accent plant, due to its colors. It blooms in spring but its foliage maintains its color throughout the year.
- **Jazz Hands Variegated™ (Irodori):** Slightly smaller than Jazz Hands Bold, the plant has an upright and spreading habit, reaching 4 to 6 feet in height and a width of 4 feet. It has dark pink flowers, but its special quality is that it has variegated leaves, meaning they have specks of different colors. Leaves initially grow with white and pink variegation and mature to dark purple. It is beautiful as an individual specimen but can also make for attractive mid-size hedging.
- **Little Rose Dawn™ ('GriffCRL' PP#16,615):** This cultivar originated as a sport from 'Ruby' loropetalum, and is more compact, more spreading, and a profuse bloomer with dark pink flowers. Mature height is approximately 8 to 10 feet tall.
- **Pipa's Red:** This specimen derives from variations of Fire Dance. It has



'Jazz Hands Bold' Loropetalum



'Jazz Hands Variegated'
Loropetalum



'Pipa's Red' Loropetalum

Look At Me – *Loropetalum (Loropetalum chinensis)*

a mounding habit that grows upright with arching branches. It can grow up to around 5 feet tall and can grow a couple of feet wider. It has narrow dark burgundy foliage with bright pink flowers, and it maintains its foliage color through maturity. It's an eye-catching plant that works well as an accent or it can be pruned as a small tree with cascading branches of profuse clusters of flowers. It grows at a rather quick rate and blossoms from February to April.

- **Pizazz®**: Flowers are plum purple on this 6 to 8 foot tall by 6 to 8 foot wide shrub. New foliage opens a reddish-purple and becomes dark purple at maturity.
- **Plum Delight® ('Hines Purpleleaf')**: This cultivar grows to 6 to 8 feet tall and wide. The flowers are dark pink and the foliage emerges rose-purple and matures bronze-purple.
- **Purple Daydream ('PPI' PP#25471)**: This dwarf cultivar has vibrant pink flowers and dark purple foliage. Grows to 2 to 3 feet tall and 3 to 4 feet wide.
- **Purple Diamond® ('Shang-hi' PP#18331)**: The leaves of this loropetalum are an intense, deep purple that lasts through the summer and provides an eye-catching contrast to its vibrant pink flowers. Mature height is approximately 4 to 5 feet tall with a similar width.
- **Purple Majesty**: This specimen grows upright with a slightly rounded form and descending branches. It grows to 6 to 8 feet tall and 4 to 6 feet wide. Its foliage initially grows a dark burgundy color and eventually turns into an intense deep purple. Its profuse clusters of flowers are a bright fuchsia-pink color that tend to be frilly. Due to its shape, it is a great choice to prune as a tree or for hedges. This plant blooms in spring but has a long blooming season. It's important to note that Purple Majesty is slightly less cold hardy than other specimens, resisting in low temperatures down to around 15 degrees Fahrenheit.
- **Purple Pixie™ ('Peack' PP#18441)**: As with Purple Diamond™, the leaves are an intense, deep purple, and blooms are a vibrant, hot pink. However, the mature height is 1 to 2 feet with a spread of 4 to 5 feet. New growth tends to be ascending, but over time cascades downward. It is well suited for use as a groundcover, a container plant, or cascading over a wall.
- **Red Diamond™ ('Shang-Red')**: This mid-sized cultivar grows to 6 feet tall and 6 feet wide, and has vivid red flowers and dark burgundy foliage.
- **'Ruby'**: This is a compact shrub that grows to 3 to 5 feet tall and wide. The flowers are bright pink; the foliage begins reddish-burgundy and



'Pizazz' Loropetalum



'Purple Daydream' Loropetalum



'Ruby' Loropetalum


Look At Me – *Loropetalum (Loropetalum chinensis)*

matures to a hunter green.

‘Zhuzhou Fuchsia’: The leaves of this cultivar are a distinctive blackish maroon color that persists through the summer. It has deep pink blooms, an upright habit and is a good choice for training as a standard (tree form) or espalier. It reaches 10 to 20 feet tall and is the most cold hardy of the pink-flowering forms.

White-Flowering Varieties (*Loropetalum chinense*):

- **Carolina Moonlight™** (‘NC1002’ PP#18977): This dense, compact shrub is wider than it is tall, generally reaching 3 to 4 feet tall while spreading 4 to 5 feet. It is a prolific bloomer from late winter to early spring and then flowers sporadically throughout the season.
- **Jazz Hands® Dwarf White** (‘Hakuou’, PP#27,751): This smaller cultivar grows 12 to 36 inches tall with a 36-inch spread, and plants have a mounded habit. The flowers are white, and the foliage is green. Cultivar introduced by Proven Winners.
- **Jazz Hands® Night Moves (Suzuki)**: This loropetalum is one of the newer and more particular white-flowered versions: it is characterized by frilly white flowers with a flush of pink and a dark burgundy foliage that contains touches of pink, green and specks of white. It grows to 2 to 4 feet both in terms of spread and height, and it has a dense and cascading habit. This plant looks great as a single specimen, in a mixed bed or in a container garden and is without doubt one of the more particular loropetalums available. It blooms in late spring and early summer but is also a re-bloomer.
- **Emerald Snow®** (‘Shang-White’ PP#21738): This white-flowers cultivar has green foliage, but new growth is lime-green. Grows 4 feet tall by 4 feet wide.
- **Snow Dance™**: This specimen is a slow growing shrub with a compact and somewhat rounded habit. It has olive green leaves that are maintained throughout the year with bright white flowers. It grows to 8 feet tall and 6 feet wide. It can be trained as a tree, but it also has a natural elegance as a shrub. It is good for mass planting or for hedges. It blooms in early spring but occasionally re-blooms during the year.
- **Snow Muffin®** (‘Snowmound’ PP#11766): It is characterized by dense, procumbent growth habit when young. It develops into a roundish mound as it ages, maintaining its dense growth habit. New leaves are light green, maturing to dark olive green. Its white flowers are abundant from late winter to spring. Mature height is from 1 to 3 feet with a width of 2 to 3 feet.



‘Carolina Moonlight’
Loropetalum



‘Emerald Snow’ Loropetalum



‘Snow Dance’ Loropetalum

Look At Me – *Loropetalum (Loropetalum chinensis)*

Selected References

Clemson University Extension. Loropetalum. <https://hgic.clemson.edu/factsheet/loropetalum/>

Growing Loropetalum - Caring For Chinese Fringe Flower. <https://www.gardendesign.com/shrubs/loropetalum.html>

NC State Extension. Loropetalum chinense. <https://plants.ces.ncsu.edu/plants/loropetalum-chinense/>

The Complete Guide to Loropetalum. <https://www.greenideas.net/complete-guide-loropetalum-chinese-fringe-flower-100924.html>



Photo by Chris Dunaway

Dr. Joe stands near a large tree-form Loropetalum in front of his home in Algiers Point.

January Vegetable Planting Guide

Crop	Some Recommended Varieties
Beets	Detroit Dark Red, Kestrel, Red Ace F1, Ruby Queen
Broccoli	Arcadia, Diplomat, Gypsy, Packman, Premium Crop, Windsor Greenbelt, Patron
Cauliflower	Candid Charm, Cumberland, Freedom, Incline, Majestic, Snow Crown, Wentworth
Cabbage	Blue Vantage, Platinum Dynasty, Stonehead, Cheers, Blue Dynasty, Emblem, Rio Verde
Chinese Cabbage	None Given
Carrots	Danvers 128, Purple Haze, Thumbelina, Apache, Enterprise, Maverick, Sugar Snax 54
Snow peas	None Given
Collards	Champions, Flash, Georgia Southern, Top Bunch, Vates
Kale	None Given
Kohlrabi	Early Purple Vienna, Early White, Vienna, Winner
Lettuce	Esmeralda, New Red Fire F1, Nevada, Tall Guzmaine Elite
Mustard Greens	Florida Broadleaf, Greenwave, Red Giant, Southern Giant Curled, Savannah, Tendergreen
Onions	Red: Red Creole, Southern Belle; White: Candy, Savannah Sweet; Vidalia: Candy Ann, Caramelo, Century, Georgia Boy, Mata Hari
Spinach	Bloomsdale Long Standing, Melody, Tyee, Unipak 151
Radishes	Cherriette, Champion, White Icicle, April Cross
Shallots	Matador, Prism
Swiss Chard	None Given
Turnip Greens	Alamo, All Top, Purple, Top White Globe, Seven Top, Southern Green, Top Star, Tokyo Cross
Tomatoes (seeds)	Bella Rosa, Fletcher, Tribute, BHN 1021, Amelia, Dixie Red

Super Plant Spotlight

Common Firebush (*Hemelia patens*)

The Louisiana Super Plant program is an educational and marketing campaign that highlights tough, beautiful, and easy to grow plants that perform well in the Louisiana garden. After several years of research and observation, Dr. Jeb Fields, LSU AgCenter Ornamental Specialist, and Louisiana Super Plant Selection Committee chose Lime Sizzler™ Firebush as a Louisiana Super Plant for the summer of 2019.

Photo by Will Afton



Common Firebush, *Hemelia patens*



Photo by Will Afton

A Common Firebush regrowing from the base.

Common firebush, *Hemelia patens*, is a semi-tropical shrub found in the plant family Rubiaceae. Other members of this family include gardenia, pentas, and coffee. Firebush plants are known for their tubular flowers, which make them great additions to butterfly, and hummingbird gardens.

Lime Sizzler™ Firebush is known for its exotic lime-green and yellow foliage. The orange-red flowers produce a lot of nectar, which makes it appealing to all types of pollinators including butterflies, hummingbirds, and bees. It is hardy in USDA zones 9-11. In zone 8b, expect the plant to be root hardy, similar to that of a Luna hibiscus. A frost make damage above ground parts, but the root system, if protected, should survive the winter. Expect the bush to reach a height between 4-5ft tall and bloom all summer long.



~Will Afton

Weed of the Month:

Pellitory (*Parietaria judaica*)

This month's chosen weed is making an appearance in our gardens, walkways, parking lots, and forgotten spaces, but it is worthy of our attention for several excellent reasons. Pellitory *Parietaria judaica*, sometimes called pellitory

-of-the-wall, or spreading pellitory, is a member of the nettle family Urticaceae.

This plant prefers cool, dry growing conditions and is generally considered to be a cool season annual weed in our area.

Occasionally it can be found in dry, shaded areas throughout the summer

months, such as in between shotgun houses or in the cracks of shaded brick walls.

Pellitory's pollen is extremely allergenic, so handle with care. It is native to the lower 48 states, and can be commonly found in Louisiana during the cool winter months. The plant can reach heights of up to 24", but shorter, more spreading growth habits are more common in our area, since it tends to die back in the heat of the summer before reaching mature heights. The stems are reddish-pink, hairy, and somewhat woody at the base. The leaves are alternate, simple, and have smooth margins. Pellitory reproduces via seeds, which are formed in small

flower clusters that hug the stems, which can be green, white, or pink. Pellitory can be bisexual or unisexual, meaning the flowers can carry both male and female reproductive structures, or those of just the male (pollen, anthers, filament) or female

(stigma, style, ovaries). The flowers are wind pollinated, and the sticky, adhesive seeds travel with help by hitching a ride on passing animals, humans, and insects.

In the garden and yard, as a weed pellitory is easily controlled through the use of mulch, pre-emergent herbicides, and



Photo by Linda Auld

Side view of a Pellitory plant showing the reproductive clusters near the stem.

simple hand-pulling. Unlike other members of the nettle family, pellitory does not sting and can be safely pulled without gloves. It does produce copious amounts of pollen when in flower, so if you are a frequent allergy sufferer, take care to remove the plants before they begin to flower, or use gloves and avoid touching your face and eyes.

Pellitory is an excellent host plant for the red admiral butterfly (*Vanessa atalanta*). The adult female butterflies lay their eggs on pellitory, and the caterpillars use the plant as a food source and for protection from would-be predators. The caterpillars create a woven, fibrous netting within the leaves,

Weed of the Month:

Pellitory (*Parietaria judaica*)

which works to camouflage and protect themselves as they feed on the foliage from within this protected space. If you are working towards creating a wildlife garden, or a butterfly habitat, pellitory fits the bill as a native host plant that deserves a place in the garden. It can be transplanted as a seedling or encouraged to colonize a corner of the garden if the seeds are collected or purchased and scattered in a cool, dry spot in October through February. Often, it appears in suitable areas all on its own.

Pellitory has another nickname, cucumber weed. It is edible and can be consumed either raw or cooked. The flavor and aroma of the raw leaves is reminiscent of cucumbers, hence the nickname. It is usually not included in foraging books, but I think that it should be with a caveat. Because the plant can be an allergen, about half of people who consume it raw experience itchiness after. Cooked, this itchiness decreases and becomes very rare, but consume with caution. Try a small piece to test your personal reaction. If you have a history of allergic reactions to food items or pollen, it would be wise to skip this one. If you experience no itchiness, continue! Raw, the leaves make a good addition to salads. To cook, sauté in butter, oil or fat like you would spinach or chard



Photo by Linda Auld

Overhead view of a Pellitory plant.

and season with salt and pepper. It can also be boiled down into a green mush like creamed spinach. The water that the pellitory is cooked in is high in nutrition, similar to a nettle broth. It can be used to cook other foods, as a base for soup, or as the liquid component of risotto. Pellitory can also be dried for later use as a soup or stew additive.

Pellitory is often overlooked, but has some uses as both a butterfly host plant and as an edible plant. It is easily controlled in areas where it is unwanted, but I hope you read this article and come away with a newfound appreciation for this weed of the month.

~Anna Timmerman

What's Bugging You?

Hoof Fungus (*Fomes fomentarius*)

Recently I accompanied the LSU AgCenter Plant Pathologist, Dr. Raj Singh, to a local residence to evaluate a ailing live oak tree. The tree was in serious decline with denuded branches and numerous broken limbs still hanging in the canopy. There were also numerous limb stubs from previous breakages and improper pruning cuts. These, it turns out, may have led to the tree's ultimate downfall. After a short look, Dr. Raj pointed out several hoof fungi attached to the bark. He explained that the tree was infected with the *Fomes fomentarius* fungus and that the disease was terminal with no treatment options. This is a sad story but what makes things worse is that this could possibly have been prevented.

The hooflike structure that we saw on the tree are actually the reproductive organs, called sporophores, of the fungal mass that is living within the tissue of the infected tree. When the weather conditions are right, the structure will release copious amounts of yellow spores from pores on the lower face. The spores will then disperse through the air by wind and water movement and even animals and insects. The pathogen infects susceptible trees through branch or bark wounds. The fungus feeds off the wood as it grows and causes white rot, which spreads until the wood becomes soft and spongy and eventually kills the tree. After the host has expired, the pathogen becomes a saprotroph, decaying the rest of the organic matter.

The fruiting bodies of *Fomes fomentarius* change shape as they grow. Most of the diameter develops in the first three to four years; from there, the fungus continues to

add layers, creating the "hoof" shape with visible concentric ridges. These fruiting bodies can survive for up to 30 years and grow anywhere from 10 cm to 40 cm (3.9 to 15.7 inches) across and up to 20 cm (7.8 inches) deep.

Interestingly, *Fomes fomentarius*, has a long history of use by humans for its medicinal properties as well as the inner material serving as an excellent tinder for use in starting fires. In fact the Latin word fomes means tinder and fomentarius means used for tinder. Apparently it was the pre-historic version of a Zippo lighter.



Photo by Chris Dunaway

The sporophore or "hoof" of a *Fomes Fomentarius* fungi.

There are no control measures currently recommended to prevent or reduce the decay of trees. Do the following to help prevent infection:

- Avoid mechanical injuries to trees.
- Make proper pruning cuts and remove broken or damaged branches. Remove infected trees to eliminate a source of infection for other trees.
- Maintain trees through sound cultural practices. Ensures that trees are sufficiently watered. Each year, apply fresh organic mulch around the base of trees to improve the soil quality, moderate the soil temperature, and retain soil moisture.

~Chris Dunaway

Farmers Markets in the GNO Area

Orleans Parish

Crescent City Farmer's Market- Mid-City

500 N. Norman C. Francis

Thursdays from 3-7PM

Walk-up and curbside pre-orders at

www.crescentcityfarmersmarket.org

Crescent City Farmer's Market- City Park

Tad Gormley Stadium parking lot at Marconi and Navarre

Sundays from 8AM-Noon

Preorder contact-free drive through only, info at

www.crescentcityfarmersmarket.org

Crescent City Farmer's Market- Uptown

200 Broadway

Tuesdays from 8AM-Noon

Walk-up and curbside pre-orders, info at

www.crescentcityfarmersmarket.org

SPROUT NOLA ReFresh Market-Truck Farm Table

200 N. Broad (In Whole Foods lobby or in parking lot, weather permitting)

Walk up

SPROUT NOLA ReFresh Market-Lafitte Greenway

2606 St. Louis

Mondays from 3-6PM

Walk up and pre-orders at <https://app.sourcewhatsgood.com/markets/refresh-farmers-market/products>

Vietnamese Farmer's Market

14401 Alcee Fortier Blvd., New Orleans East

Saturdays, 5:30AM-8:30AM

Marketplace at Armstrong Park

901 N. Rampart

Thursdays from 3-7PM

New Orleans French Market

Lower Decatur Street

Daily, 9AM-6PM

Know Dat Grow Dat Microgreens & Produce

Online Sales

<https://www.knowdatgrowdat.com/shop>

Mid-City Arts and Farmer's Market

Comiskey Park, New Orleans

Market dates vary and are on hold due to Covid-19, check <http://midcityaf.org>

Laughing Buddha Farm Hubs

Pick up points vary, pre-orders available

Bywater, Broadmoor, Lakeview, Irish Channel, Mid-City, Algiers Point, Uptown Locations

<https://www.laughingbuddhanursery.com/events>

Barcelo Gardens Farmer's Market- Upper 9th Ward

2301 Gallier Street

Saturdays from 10AM-1PM

Bywater Market at Trap Kitchen-Bywater

1043 Poland Ave

Sundays from 10AM-3PM

Paradigm Farmer's Market-Central City

1131 S. Rampart

Sundays 9AM-Noon

Lot 1701 Small Business and Farmer's Market-Central City

1701 Oretha Castle Haley Blvd.

Every 1st and 3rd Saturday from 11AM to 3PM

BOUNYFUL Farmer's Market-Algiers Point

149 Delaronde St.

First and Third Sundays of the month, from 11AM-3PM

Edgewood Park Market-Edgewood

3317 Franklin Ave.

First market Sunday, May 2nd from 11AM-3PM

New Orleans East Hospital Farmer's Market- New Orleans East

5620 Read Blvd.

First Tuesday of the Month- 3PM-Dusk

Third Thursday of the Month- Noon-3PM

Sheaux Fresh Sustainable Foods- Tremé-Laffite

585 N. Claiborne at Lafitte Greenway (under overpass)

Wednesdays from 2-5PM

Saturdays from 10AM-2PM

Check for current dates/times at www.sheauxfresh.org

Holy Cross Farmer's Market- Holy Cross/Lower 9th Ward

533 St. Maurice

First & Third Saturday of the month, 10:00AM-2PM

St. Charles Parish

German Coast Farmer's Market at Westbank Bridge Park

13825 River Road, Luling, LA

Wednesdays, from 1-5PM

German Coast Farmer's Market at St. Charles

Parish Westbank Regional Library

160 West Campus Drive, Destrehan, LA

Saturdays, from 8AM-Noon

Farmers Markets in the GNO Area

Jefferson Parish

Gretna Farmer's Market

739 Third Street, Gretna

Every Saturday, except the Saturday of Gretna Fest,
8:30AM-12:30PM

Nawlins Outdoor Market

1048 Scotsdale Dr., Harvey

Every Saturday & Sunday, 9AM-5PM

Old Metairie Farmer's Market

Bayou Metairie Park, Between Metairie Lawn Dr. and Labarre

3rd Tuesday of the month, 3:30PM-7:30PM

Westwego Shrimp Lot

100 Westbank Expressway at Louisiana St., Westwego

Daily Mon-Thurs 8AM-6PM, Fri 8AM-7PM, Sat 7AM-7PM,
and Sun 7AM-6PM

Lafreniere Park Market-Metairie

3000 Downs Blvd.

Wednesdays, from 3-7PM

Laughing Buddha Farm Hub-Clearview

4516 Clearview

Store Pickups, preorder online at <https://www.laughingbuddhanursery.com/buy-groceries-1>

Jean Lafitte Town Market-Lafitte

920 Jean Lafitte Blvd.

Last Saturday of the month, 9AM-1PM

Harahan Farmer's Market

6437 Jefferson Hwy., Harahan, LA

Sundays, Noon-4PM

Good Time Guild Farmer's Market at St. Martin's Episcopal Church-Metairie

2216 Metairie Rd.

1st Thursdays monthly, 2PM-7PM

3rd Saturday monthly, 10AM-3PM

Local Independent Garden Centers

Orleans

Urban Roots

2375 Tchoupitoulas St., New Orleans, LA 70130

(504) 522-4949

The Plant Gallery

9401 Airline Hwy., New Orleans, LA 70118

(504) 488-8887

Harold's Plants

1135 Press St., New Orleans, LA 70117

(504) 947-7554

We Bite Rare and Unusual Plants

1225 Mandeville St., New Orleans, LA 70117

(504) 380-4628

Hot Plants

1715 Feliciana St., New Orleans, LA 70117

www.hotplantsnursery.com

Delta Floral Native Plants

2710 Touro St., New Orleans LA 70117

(504) 577-4290

Pelican Greenhouse Sales

2 Celebration Dr., New Orleans, LA 70124

(504) 483-9437

Grow Wiser Garden Supply

2109 Decatur St., New Orleans, LA 70116

(504) 644-4713

Jefferson Feed Mid-City

309 N. Carrollton Ave., New Orleans, LA 70119

(504) 488-8118

Jefferson Feed Uptown

6047 Magazine St., New Orleans, LA 70118

(504) 218-4220

Ninth Ward Nursery

2641 Deslonde St., New Orleans, LA 70117

(504) 296-8398

Crazy Plant Bae

800 N. Claiborne Ave., New Orleans LA 70119

(504) 327-7008

Canopy Plant Company

6030 St. Claude, New Orleans, LA 70117

(504) 381-4033

Too Tall Nursery

2817 N. Roman, New Orleans, LA 70117

tootallfarm@gmail.com

Nice Plants Good Pots

Pop Up and Online Sales

[Etsy.com/shop/NicePlantsGoodPots](https://etsy.com/shop/NicePlantsGoodPots)

Plantery NOLA

Pop Up Locations

www.planterynola.com

Canopy Plant Co.

Pop Up and Online Sales

www.canopyplantco.com

New Orleans Succulent Boutique

Online Sales

<https://sites.google.com/view/nolasucculentshop/home>

Root Life Mobile Plant Nursery

Pop Up Locations

<https://rootlifeplantnursery.com/>

New Orleans Green LLC

www.neworleans-green.com

Plaquemines

Southern Gateway Garden Center

107 Timber Ridge St., Belle Chasse, LA 70037

(504) 393-9300

Belle Danse Orchids

14079 Belle Chasse Hwy., Belle Chasse, LA 70037

(504) 419-5416

St. Charles

Plant & Palm Tropical Outlet

10018 River Rd., St. Rose, LA 70087

(504) 468-7256

Martin's Nursery & Landscape

320 3rd St., Luling, LA 70070

(985) 785-6165

St. Bernard

Renaissance Gardens

9123 W. Judge Perez Dr., Chalmette, LA 70043

(504) 682-9911

Plant Pricks

Pop Up Locations

<https://plantpricks.com/>

Local Independent Garden Centers

Jefferson

Perino's Garden Center	3100 Veterans Memorial Blvd., Metairie, LA 70002	(504) 834-7888
Rose Garden Center	4005 Westbank Expressway, Marrero, LA 70072	(504) 341-5664
Rose Garden Center	5420 Lapalco Blvd., Marrero, LA 70072	(504) 347-8777
Banting's Nursery	3425 River Rd., Bridge City, LA 70094	(504) 436-4343
Jefferson Feed	4421 Jefferson Hwy., Jefferson, LA 70121	(504) 733-8572
Nine Mile Point Plant Nursery	2141 River Rd., Westwego, LA 70094	(504) 436-4915
Palm Garden Depot	351 Hickory Ave., Harahan, LA 70123	(504) 305-6170
Double M Feed Harahan	8400 Jefferson Hwy., Harahan, LA 70123	(504) 738-5007
Double M Feed Metairie	3212 W. Esplanade Ave., Metairie, LA 70002	(504) 835-9800
Double M Feed Terrytown	543 Holmes Blvd., Terrytown, LA 70056	(504) 361-4405
Sunrise Trading Co. Inc.	42 3 rd St., Kenner, LA 70062	(504) 469-0077
Laughing Buddha Garden Center	4516 Clearview Pkwy., Metairie, LA 70006	(504) 887-4336
Creative Gardens & Landscape	2309 Manhattan Blvd., Harvey, LA 70058	(504) 367-9099
Charvet's Garden Center	4511 Clearview Parkway, Metairie, LA 70006	(504) 888-7700
Barber Laboratories Native Plants	6444 Jefferson Hwy., Harahan, LA 70123	(504) 739-5715
Plumeria Insanity Nursery	https://www.facebook.com/Plumeria-Insanity-Nursery-102123651930419	

Soil Vendors

Schmelly's Dirt Farm	8301 Olive St., New Orleans, LA 70118	(504) 535-GROW
Laughing Buddha Garden Center	4516 Clearview Pkwy., Metairie, LA 70006	(504) 887-433
Reliable Soil	725 Reverend Richard Wilson Dr., Kenner, LA 70062	(504) 467-1078
Renaissance Gardens	9123 W. Judge Perez Dr., Chalmette, LA 70043	(504) 682-9911
Rock n' Soil NOLA	9119 Airline Hwy., New Orleans, LA 70118	(504) 488-0908
Grow Wiser Garden Supply	2109 Decatur St., New Orleans, LA 70116	(504) 644-4713

If you would like your licensed retail nursery listed, please email gnogardening@agcenter.lsu.edu

In the Kitchen with Austin

Eggless Eggnog

Nothing screams the holidays quite like eggnog, and this one is egg free. Hope you like it.


Ingredients:

5 cups whole milk	½ tsp. nutmeg
½ cup sugar	¼ tsp. cinnamon
1 (3.4 oz.) pk. Instant vanilla pudding mix	Pinch of salt
2 tsp. vanilla	



Directions:

Add 2 cups milk, sugar, pudding mix, vanilla, spices and salt to a blender and blend on high until smooth. Let stand for 5 minutes before pouring into a large pitcher. Stir in the remaining 3 cups milk and refrigerate for one hour before serving. Stir again and enjoy.



Bon Manger!

January Checklist/Garden Tips

Planting cool season vegetables and bedding plants continues. Although exceptionally cold weather can cause problems, winter weather is mostly mild. Watch the weather and avoid setting out transplants when a hard freeze below the upper 20s is predicted.

During cold of winter weather the water coming out of the tap can be decidedly chilly. When filling up your watering can to water your indoor plants, don't just turn on the cold water tap. Turn on both cold and hot water and adjust the temperature of the water coming out of the faucet until it feels tepid or barely warm. This is healthier for tropical houseplants and will prevent the spotting of African violet foliage.

Resolve to pick more flowers from your garden for indoor arrangements this year. Most gardeners are too reluctant to harvest the flowers growing in their gardens, when flowers can enrich our home interiors in wonderful ways. Think how nice it would be to have a little vase of pansies, snapdragons or stock on the table beside you right now.

You must plant any spring flowering bulbs you have been refrigerating by early January, or you will be too late. You cannot keep the bulbs, such as tulips and hyacinths, and plant them next year

Now is a good time to make hardwood cuttings of such plants as pears, figs, roses and hydrangeas. Cuttings should be taken from the ends of branches and be 6 to 8 inches long.

Bare root rose bushes are arriving at local nurseries and garden centers. If you choose to plant bare root roses, January is the month to do it, or by the end of February at the latest. Containerized roses may also be planted as soon as they become available at the nurseries, but can be planted as late as April.

Add leaves falling from deciduous trees to your compost pile as they become available. Speed decomposition by chopping the leaves and sprinkling some nitrogen fertilizer over the leaves as you build the pile. Keep the piles evenly moist but not soggy. Turning the pile occasionally will also speed decomposition.

Whenever practical, continue to deadhead cool season annuals such as pansies, snapdragons and dianthus to keep them blooming through the spring.

Pansies and other cool season bedding plants may bloom less during the mid-winter period but should pick-up again in the late winter and early spring. If the foliage color is a good deep green and the plants seem to be growing well, you shouldn't need to fertilize now. Pansies are, however, heavy feeders. If the foliage is even slightly pale and if the growth is less vigorous, fertilize every two to three weeks with a 20-20-20 soluble fertilizer according to label directions until the color and vigor improves.

Root crops, such as radish, carrot, turnip and beet, should be direct seeded right where they will grow this month. Young plants may need some protection from temperatures below the mid-twenties.

After your Holiday cactus plant stops blooming, don't forget to move it into a sunny window for the rest of the winter. Keep it evenly moist but not constantly wet as this promotes root rot. In April, you may move it to a spot outside that receives morning sun for the summer.

Lawn Care Do's & Don't's

January is typically the least active month for lawn care. Now is a great chance to make plans and prepare for the coming growing season.

Do's:

1. You may apply selective herbicides to eliminate broad leaf weeds in the lawn.
2. Cool damp weather is ideal for the appearance of Large Patch Disease in your lawn.
[Click here to find information about large patch disease from the LSU AgCenter.](#)
3. Keep an eye out for insect pests and treat as necessary.
4. Mulch fall leaves and let them decompose in place if possible or collect them with a bagging mower and add them to your compost pile or use them as mulch in your gardens.
5. Take a soil test. Test kits are available in our offices in the Botanical Gardens, the Yenni Building, and New Orleans City Hall as well as local garden centers. Follow this link to see Dr. Joe demonstrate how to take a soil sample: <https://www.facebook.com/1030624690304124/videos/1452161988150390/>
6. Sharpen lawn mower blades and perform general maintenance on your lawn mower.
7. Make a schedule for pesticide and fertilizer applications.
8. Be prepared to apply pre-emergent herbicides next month if you have had problems with crabgrass or goosegrass in the past.

Don't's

1. Do not spread fill over the lawn until it is actively growing again in the spring.
2. Do not apply fertilizer to the lawn again until April.
3. Do not apply phosphorous winterizer to the lawn without taking a soil sample first. We have ample amounts of phosphorous in our soil already.
4. Do not attempt to install a new lawn until spring.
5. Do not aerate the lawn.
6. Do not dethatch the lawn.

Your Local Extension Office is Here to Help

E-mail us at: GNOGardening@agcenter.lsu.edu



Follow us on Facebook at [GNOGardening](#)

For more information visit LSUAgCenter.com

Dr. Joe Willis
Orleans Parish
Horticulture Agent
JWillis@agcenter.lsu.edu

Anna Timmerman
Plaquemines & St. Bernard
Parish Horticulture Agent
Timmerman@agcenter.lsu.edu

Chris Dunaway
Jefferson Parish
Horticulture Agent
CDunaway@agcenter.lsu.edu

Will Afton
St. Tammany Parish
Horticulture Agent
WAfton@agcenter.lsu.edu

To subscribe to this newsletter please send a request to GNOGardening@agcenter.lsu.edu.

The LSU AgCenter is a statewide campus of the LSU System and provides equal opportunities in programs and employment.