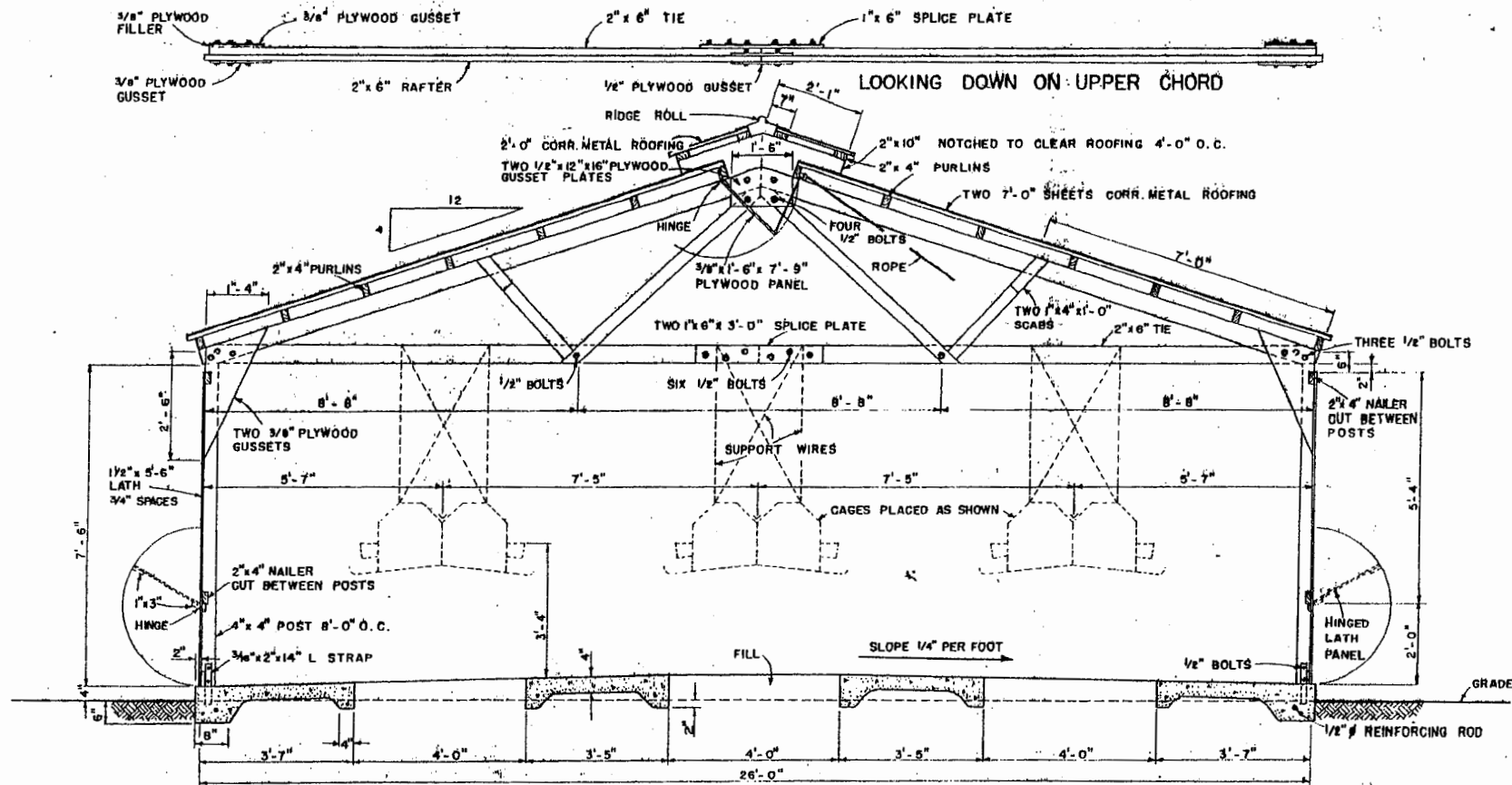


**NOTE A:**  
1" x 4" DIAGONAL BRACES ALONG EACH SIDE WALL AND UNDER ROOF RAFTERS ON ALL TYPES OF CONSTRUCTION.

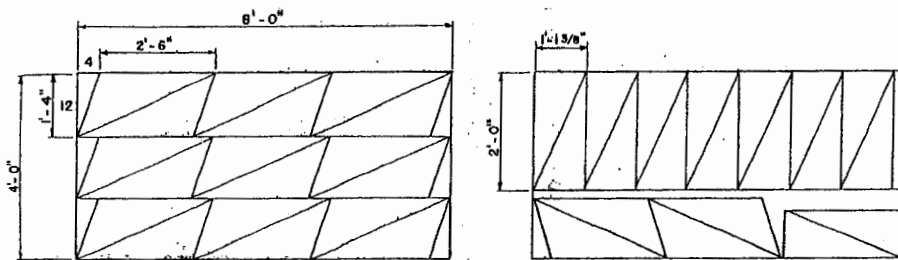
**NOTE B:**  
EXTEND THE 1" x 6" BRACES TO SUPPORT SUNSHADE IF NEEDED.

THESE BUILDINGS ARE INTENDED FOR USE IN WARM AREAS NOT SUBJECT TO HIGH WINDS OR SNOW LOADS IN EXCESS OF 10 LBS. PER SQ. FT.

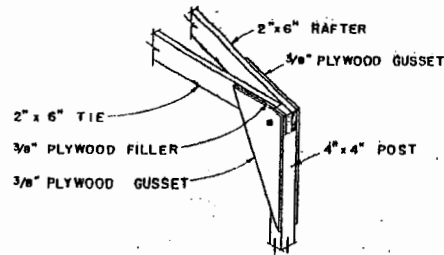
<b>LSU</b> Ag Center Lafayette, Louisiana		
UNITED STATES DEPARTMENT OF AGRICULTURE COOPERATING		
CALIFORNIA TYPE		
<b>CAGE LAYING HOUSES</b>		
CAL.	'57	EX. 5845 SHEET 1 OF 2




SIX ROW HOUSE  
SCALE: 1/2" = 1'-0"



PLYWOOD CUTTING SCHEDULE  
EXTERIOR GRADE PLYWOOD



CORNER JOINT DETAIL

 UNITED STATES DEPARTMENT OF AGRICULTURE COOPERATING			
CALIFORNIA TYPE <b>CAGE LAYING HOUSES</b>			
DAL.	'97	EX. 5845	SHEET 2 OF 2

## Disclaimer

This site makes available conceptual plans that can be helpful in developing building layouts and selecting equipment for various agricultural applications. These plans do not necessarily represent the most current technology or construction codes. They are not construction plans and do not replace the need for competent design assistance in developing safe, legal and well-functioning agricultural building system. The LSU Agriculture Center, the Mid-West Plan Service, the United States Department of Agriculture and none of the cooperating land-grant universities warranty these plans.