



**Master  
Gardener™**

An educational program of the LSU AgCenter

### *In This Issue*

Spring Seminar	1
President's Message	2
Rusty's Message	3
<i>In the Garden with aj</i>	4
February Minutes	5-6
Feb. Meeting Recap	7
Camellia Garden tour	8
Camellia Handout	9-13
<i>Incredibles &amp; Edibles</i>	14
Northshore Garden Show	15
Spring Field Trip	16
MG Appreciation Day	17-18
Volunteer Opportunity	19
MG Plant Booth	20
Herb Committee News	21
Lacombe Butterfly Garden	22
Announcements	23-24
2011 Programs	25-26
Board Meeting Minutes	27-28
Senior Center Project	29
Agenda	30
Calendar of Events	31
Directory	32
Editor's Notes	33

For the latest  
research-based  
information on  
just about anything,  
visit our Web site:

[www.lsuagcenter.com](http://www.lsuagcenter.com)

## THE NEWSLETTER OF THE ST. TAMMANY PARISH MASTER GARDENERS ASSOCIATION

VOLUME 14, ISSUE 3

March, 2011

### INCREDIBLES & EDIBLES Spring Seminar



The St. Tammany Parish Master Gardener Class of 2010 held the Spring Seminar, "Incredibles and Edibles", at the Greater Covington Center on February 11. The seminar committee members are David Lynd, Pam Peltier, Ty Guidroz (Chairman), Susie Koepp, Kappy Goodwin and Michelle Chappetta. Speakers included: Pat Newman of Folsom Nursery; Peggy Martin, New Orleans Old Garden Rose Society; Dr. Ron Strahan, Turf and Weed Specialist, LSU AgCenter and Dr. Kiki Fontenot, Home Vegetable Gardening Specialist, LSU Ag Center. There were 9 table clinics at the event covering topics such as; Potting Orchids, Growing Fresh Air, Rain Barrels, Soil Testing, Plant a Row for the Hungry, Get Started, Pass-along Plants, Seeds and Ask an Expert. 173 attended the all day event. 6 CEUs were earned if you attended this event. *See page 14*

# President's Message

*"In like a lion, out like a lamb."* But who really cares as long as the groundhog was right! I'm guessing we're all ready for Spring to get here; and what better way to embrace the new season than with the STMG Plant Sale at the AgCenter. A.J. and her committee chairs have things well in hand and Rusty has found some dynamic speakers to help us select trees, garden organically, take care of our lawns and attract hummingbirds. And Ms. Anna will explain to us why we should stay up late to see a Night Blooming Cereus.



Now if you haven't signed up to volunteer for this fun-filled weekend, it's not too late. Remember, you get double volunteer hours if you help park cars so get in touch with Rodney Cross or Pam Twardzik and put on those driving gloves. Also, A.J. is looking for volunteers to help our vendors unload their wares beginning at 1:00 p.m. on Friday (you might even get a sneak peek at all the best plants before the hordes arrive). That same Friday afternoon, Pam Keating will be accepting plants and seeds for the Master Gardener's plant booth. However you're involved, please pick up a few signs advertising the Plant Sale and display them in your yard, ask your friends to do the same in their yards, or place them at businesses that are willing to help us out. Let's all work together to make this a successful event that benefits the 2011 Bobby Fletcher, Sr. Scholarship Award.

In other news, Pam Peltier, a 2010 MG graduate and a member of the Madisonville Garden Club, asked me if the STMG's would like to man an "ask the experts table" at the Madisonville Garden Show on Saturday, March 12, from 9:00 a.m. until 3:00 p.m. I think this is a wonderful opportunity to help the community and to accumulate some needed volunteer hours. We'll bring some helpful reference books from Rusty's office and have some fun! Contact Pam or myself to volunteer.

Here's a big thanks to Cecelia Drennan for arranging such a lovely spot for the February membership meeting and providing that tasty spread for all of us. The King Cake was out of this world! At the meeting, Slidell Mayor Freddie Drennan welcomed us to his city and Bill Mauser explained some of the good works their "Keep Slidell Beautiful" committee has undertaken. The day was topped off with a tour of Bob Stroud's beautiful camellia gardens with their wide varieties and colors.

Looking ahead, Judy Wood and Merle Mulkey have put together a fabulous Field Trip for later this month. On Thursday, March 24, we are going to the Festival of Flowers in Mobile. Educational topics on the trip will range from tablescape to container gardening to "Herban Gardening". Plus, as you might imagine, flowers and plants galore! The bus will leave the AgCenter in Covington at 6:30 a.m. and the Mall in Slidell at 7:00 a.m. Cost for the trip is \$20 per person and the bus is filling up fast, so contact Judy or Mary Beth and get onboard!

Now, to a more serious note. I know you have recently received e-mails from Rusty and Rene Schmidt about the proposed federal and state budget cuts that the AgCenters are facing. On the national level, a proposed budget including many of these cuts was passed by the House of Representatives this past week and has been sent on to the Senate for action. It is important that we let our Louisiana Senators know how important the AgCenter's people and programs are to us as both residents of St. Tammany Parish and as Master Gardeners. I urge you to call or e-mail Senator Mary Landrieu at and Senator David Vitter and express your grave concerns about the proposed budget cuts, particularly those targeting the Smith-Lever Act. Our Master Gardener program may depend on it.

Julie Deus

[jdcalla@aol.com](mailto:jdcalla@aol.com)

## Garden Shows Galore

By  
Rusty Batty

March is a special time of the year for all of us. Temperatures are cool and comfortable, the soil is warming up and new growth and blooms are beginning everywhere. To begin this spring season there are several Spring Garden Shows being offered across part of Louisiana and Mississippi some not far from us here in St. Tammany Parish.

There is great amount of plants, plant products and knowledgeable people at these shows. As you make plans for your home grounds and gardens consider attending some of these shows for the best plants, best prices and best advice for your spring gardens.

1. March 12, 2011  
Spring Garden Day  
Hammond Research Station  
Hammond, La.  
Contact Sandra Benjamin at  
[sbenjamin@agcenter.lsu.edu](mailto:sbenjamin@agcenter.lsu.edu)
2. March 18-20, 2011  
Jackson Garden and Patio Show  
Trade Mart at the Fairgrounds  
Jackson, Miss  
[www.msnla.org](http://www.msnla.org)
3. March 19-20, 2011  
Northshore Spring Garden Show  
St. Tammany Parish Fairgrounds  
Covington, LA  
Contact Rusty Batty at  
[rbatty@agcenter.lsu.edu](mailto:rbatty@agcenter.lsu.edu)
4. March 25-26, 2011  
SW LA Garden Festival  
Burton Memorial Coliseum  
Lake Charles, LA  
Contact Robert Turley at  
[rturley@agcenter.lsu.edu](mailto:rturley@agcenter.lsu.edu)
5. March 26-27, 2011  
Baton Rouge Spring Garden Show  
Parker Coliseum  
Baton Rouge, LA  
Contact David Himelrick at  
[dhimelrick@agcenter.lsu.edu](mailto:dhimelrick@agcenter.lsu.edu)
6. April 2-3, 2011  
New Orleans Spring Garden Show  
City Park Botanical Garden  
New Orleans, LA  
Contact Russell Harris at  
[rharris@agcenter.lsu.edu](mailto:rharris@agcenter.lsu.edu)
7. April 2, 2011  
Festival de Fleurs  
Lafayette, LA  
Contact Billy Welsh at  
[welsh@louisiana.edu](mailto:welsh@louisiana.edu)
8. June 4, 2011  
Daylily Festival  
Abbeville, LA  
Contact Stuart Gauthier at  
[sgauthier@agcenter.lsu.edu](mailto:sgauthier@agcenter.lsu.edu)


HI EVERYONE, I spent the last week and half away from home and I almost didn't recognize the place. The freezing wet grey zone with empty spaces has been replaced with narcissis and jonquils. The Japanese magnolias are radiant with color. The cherry tree has leafed out and the weeds are ahead of me. Jim has rearranged the kitchen, laundry, and feed room. I will be busy in the weeks to come at home as well as with our plant show which is right on schedule. The fire academy class I attended was called Command and Control of Incident Operations and it can be applied to all situations. I get to be the Incident commander and I will establish divisions, groups, and branches to control the garden scene. Some examples are the wings branch, the paws group, the hooves strike team, naturally the hose brigade etc. One of the wings group just flew into the room to give me an update. I sent him back to the scene. Every time I open the doors the wrens and cardinals fly inside for a close-up view. The blue jays and the crows are now squawking for corn. It doesn't pay to leave the place unattended for too long. I have three wren's nests on the back porch.



Everyone please come and volunteer at the plant show. You will have a great time and can purchase fantastic plants. All volunteers are welcome.

Now is the perfect time to immerse yourself in the garden. Try at least one new plant each season. Share your outcomes with our group. I am going to try and grow Nigella. It did great in Colorado. I will let you know the results.

The tomato study is underway. Plant potatoes, green onions, peas, lettuces, and carrots now for late spring harvests. This is our time to show mother nature what real gardeners are made of. Joyfully I will be back in the garden this month, aj



Master Gardener Meeting  
February 16, 2011

A meeting of the Master Gardener Association was held on Wednesday, February 16, 2011 in the Slidell City Council Chambers. A quorum was present with 51 members attending.

Julie Deus called the meeting to order at 10:10 AM.

Rusty led the prayer and Julie led the Pledge of Allegiance.

Julie thanked Cecelia Drennan for providing refreshments and for arranging the meeting location. Julie thanked Mayor Freddie Drennan and the Slidell City Council for allowing us to use the facility.

Mayor Drennan welcomed the attendees and thanked the MG's for their work in the community.

Mr. Bill Mauser, Chairman of the Keep Slidell Beautiful addressed the group and discussed the many facets and projects related to KSB (a brochure is attached to the minutes).

Judy Wood introduced Bob Stroud, recognized nationally and internationally for his expertise in camellias. Bob spoke to the group about growing camellias in our area and provided information to be published in the Gardengoer. Bob did a Q&A segment with the MG's. A tour of Bob's garden will follow the meeting.

There was a break from 11:05 AM – 11:10AM .

Rusty provided a Plant Show update; stated the signs and fliers were ready for pick-up; thanked Ty Guidroz and the committee who coordinated the workshop; stated the Ag Center budget situation remained the same and that the budget threat was on both state and federal (USDA) levels.

Julie thanked Cecelia Drennan for the meeting set-up and announced that there would be a reception on the first floor following the meeting. Julie also announced that the next Board Meeting would be at 5 PM next Thursday at the La. Heart Hospital. She also reminded the MG's about the Camellia Stroll this Sunday from 2-4 PM at the Hammond Research Center.

Julie asked for approval of the minutes.

A Motion was offered by Nancy Berulis to accept the minutes of the January meeting as presented. Motion carried.

Judy Wood updated the group on proposed events/field trips. On August 17, John Besh has agreed to speak and prepare lunch for 80 MG's at LaProvence. The committee is still planning the event and there will be a cost involved. Additionally, on March 24, a trip is planned to the Festival of Flowers in Mobile, Alabama. The cost is \$20 per person and the MG Association will pay the balance of the cost. There is a 50 person maximum and MG's must sign up by March 10. Judy asked for a motion to approve the trip and the expense to the association.

A Motion was offered by Dennis Koepp to approve the March 24 field trip to Mobile for the Festival of Flowers with a cost of \$20 per person and the Association to pay the remainder of the expenses. Motion carried.

The field trip details will be published in the Gardengoer as well as an email to the membership. MG's can also call the AgCenter office to register for the trip.

Rusty asked for an indication of interest in a "Back to Basics Cooking Workshop" which would be a series of four cooking classes (canning, making yogurt, etc) to begin in March – one class per month.

Jay Rose, Treasurer provided a current financial statement to be attached to the minutes. The current net worth is \$18,016.59.

A Motion was offered by Kappy Goodwin to approve the Treasurer's Report as submitted. Motion carried.

Brenda Caston reported the sequence of events related to the scholarships which are funded with Plant Sale proceeds. Scholarships are available to STP students pursuing agriculture/horticulture programs. Applications are available and scholarships are in \$2,000 increments based on performance and continuation of studies in the related field and in a Louisiana university. Deadline to apply is March 31.

Mary Ann Brannan stated the Board approved changing the December meeting date (and Christmas party) to December 14. Suggestions for a suitable location are needed.

Pam Keating reported that the Plant Sale is on track and going well. Volunteers are asked to contact Pam Twardzik and volunteers are needed for parking on Sunday morning.

Ty Guidroz thanked all volunteers for a successful and profitable workshop.

Julie reported on the School's project "Rooting the Future" that a training is scheduled on March 2<sup>nd</sup> at the Jefferson East school system office from 9-11 AM.

Julie stated the Slidell Rehab Garden work will resume when weather improves and their plant sale would be on April 22. The Rehab Garden received a grant from Exxon-Mobil which will be detailed in the Gardengoer.

June Taffaro asked for volunteers for the Spring Herb Festival at the Slidell Library on April 12 from 4-7. The first planning meeting will be on Monday at her home.

Under Old Business, Julie thanked the MG's who have agreed to serve as mentors for new MG's.

Pam Keating discussed the process for reinstatement for members who did not fulfill their obligations in educational/volunteer hours. She outlined the process which begins with a meeting with Rusty. The requirements are the same as the initial commitment made when becoming a MG. Pam asked for a motion to approve the re-commitment statement.

A Motion was offered by June Taffaro to approve the MG Re-commitment Statement for Master Gardeners who did not meet required education and/or volunteer hours. Motion carried.

Julie reported that the proposed Advanced Master Gardener pilot program is on hold while Rene Schmidt and Bobby Fletcher contemplate a similar statewide program. Rusty was asked to request that St. Tammany be considered as the pilot parish for the program.

Donna Howland presented a proposed program to connect the Covington Food Bank with Master Gardeners for a teaching program to assist recipients of the food produced by the Community Garden in Covington. A copy of the proposed plan is attached to the minutes and more information will appear in the Gardengoer. There would be no cost to the MG Association – the Food Bank would cover all expenses. Donna asked for a motion to approve moving forward with the proposed participation in the project.

A Motion was offered by Rodney Cross to approve participation by Master Gardeners in an educational program to assist the Covington Food Bank and recipients of the Community Garden harvest. Motion carried.

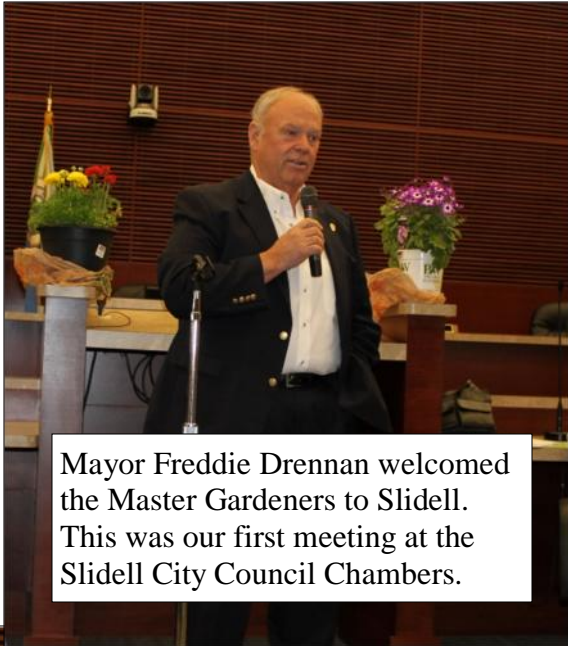
Door prize winners were David Lynd and Pam Twardzik.

The meeting was adjourned at 12:05 PM.

Respectfully submitted by  
Chere Currault, Secretary



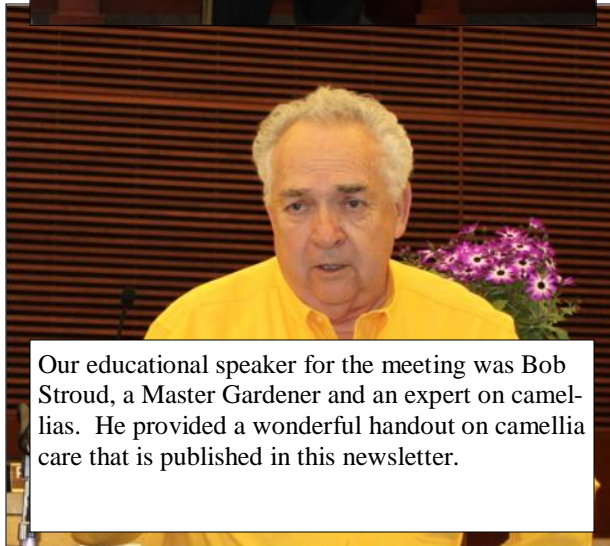
## FEBRUARY MEETING RECAP



Mayor Freddie Drennan welcomed the Master Gardeners to Slidell. This was our first meeting at the Slidell City Council Chambers.



Bill Mauser spoke to us about the Keep Slidell Beautiful campaign and the many projects they have going in the city.



Our educational speaker for the meeting was Bob Stroud, a Master Gardener and an expert on camellias. He provided a wonderful handout on camellia care that is published in this newsletter.



The First Lady of Slidell, Cecelia Drennan, provided King Cake, fruit and coffee before the meeting and also a light lunch of sandwiches, fruit and cookies before our camellia tour. Thank you, Cecelia, for your gracious hospitality!



Ty Guidroz, Chairman of the Spring Seminar, told us how successful the seminar was. It netted a profit of \$1200 and over 173 attended.



Donna Howland presents a project proposal for the Covington Food Bank and Master Gardeners to teach basic gardening skills to food bank recipients.



## Tour of Bob Stroud's Camellia Garden



Top left, Debi Schoen, Lisann Cheaney, Bob Stroud and Pattie McGinnis discuss a camellia variety. About 25 people took the tour of Bob's garden and we learned some of his tips & tricks of camellia care. Thank you, Bob!



## **PLANTING AND CARE OF CAMELLIAS in GULF COAST AREA**

Robert A. Stroud

**Site:** Most camellias grow and produce better flowers in partial shade. Plants in a northern or western exposure, or otherwise protected from intense winter morning sun, will usually stand more cold weather than those in an eastern or southern exposure. If you have a spot in your back yard that the shade is so intense that the grass does not grow there, you have probably found the right spot for Camellias.

Choose a planting site with well drained soil. Do not plant where shade trees with shallow root systems will compete with camellias for nutrients and water. If planting in areas with Pine trees, make sure beds are located between trees and not close up near the tree.

If an area is not high and dry, don't despair. Most areas can be built up to accommodate camellias if you are willing to do the work.

**Soil Preparation:** Camellias will grow in most well drained acid soils. A soil pH of 5.0 to 6.0 is best. Have a soil test made before planting; get instructions and supplies from the County/Parish Agent at the Agricultural Extension Service in your area. The test can be made at several soil testing places in your county or state.. The test will tell you what is needed to bring the soil to the desired pH and fertility level.

Practically all soils need additional humus or organic matter before planting. About 4 to 6 inches of peat moss, leaf mold, cow manure or sawdust worked 12 to 18 inches into the soil improves it greatly. The addition of ground pine bark or rice hulls or both also helps. A good rule of thumb is when you think that you have too much organic matter in your bed, double it. I have found that you just cannot have too much organic matter. If you think that the soil fertility is low, add a complete fertilizer such as 8-8-8 or 13-13-13 into the soil. Apply the fertilizer at a rate of 3 pounds per 100 square feet of area. If you feel that the fertility level is high, apply 1 pound of 16-8-8 or 12-6-6 per 100 square feet. Remember that the organic matter that you have used above will not start to break down for at least six months. I usually add an organic fertilizer such as cotton seed meal at a rate of 20 pounds per 100 square feet and cut back to about 1/2 of the above referenced commercial fertilizer.

**Bed Preparation:** Make sure that your bed is elevated at least 8 inches above the mean level of the area you are planting in. If you are making a bed, make sure that you add enough filler to raise the bed the height of two landscape timbers. If you are planting a plant alone in the landscape, add about 2 wheel barrel loads of additional filler to raise the spot 8 inches above grade. Remember that over time, the plant will sink. When it reaches its compacted level, the plant should still be three or four inches above grade level.

**Planting:** Camellias may be set any month of the year if they are properly planted, watered and cared for. However, late fall through early spring is considered the best time for transplanting them in the Gulf Coast Area. There is adequate moisture during this period, and water is an absolute necessity in transplanting. These periods are also best because the plant is dormant or is

approaching dormancy. Dormancy means that the above ground part of the plant is not growing.

The root system continues to develop during dormancy that allows the plant to become well established in the soil. The newly developed roots will then provide enough moisture and nutrients for plant to start growth when spring arrives.

Space camellias according to their growth habits: some varieties spread while others grow upright. Allow a minimum of 5 feet between plants and preferably more.

When preparing the soil for planting, working up entire beds or areas would eliminate the need for large individual holes. If you plan to plant only one plant and a hole is needed, the size of the hole or plant site should be determined by the size of the ball of soil or root system, size of container or the spread of the roots on a bare-rooted plant. Many plants do not grow properly because they are planted in holes that are too small. Many plants do poorly because they are planted too deep. Most planting instructions tell us to make sure that the hole is at least 12 inches greater than the diameter of the root system. I find that this does not work well in our area. I spade up an area that is 3 to 4 times larger than the root ball. I then add about 2 to 3 wheel barrel loads of organic matter. Mix all of this very well and leave a hill about 12 inches high in the center. I then plant the plant on top of the ground in the mound of mixed organic matter and dirt and add about 2 gallons of plant starter with Vitamin B-1 added. I do not pack the dirt tightly around the plant. I allow it to settle over time.

I realize that this differs considerably from everything that you have read in most of the literature. I have found that this method works best for South Louisiana. It probably works as well for the entire coastal area along the Gulf.

Watering: There is no set rule for watering; however the soil should be wet to a depth of 14 to 18 inches with a hose, soil soaker (porous hose) or sprinkler. When watering to this depth, the application may last from 10 days to 2 weeks. Even during periods of dry weather, this should be sufficient. Clay soils require less frequent but heavier watering than sandy soils. Most of the soil along the Gulf Coast is sandy and with the added organic matter, 10 day to 2 week watering of established plants should be enough. If you plant your camellias in the summer months, a more frequent watering schedule must be done. If plants are planted from June to October, they will require watering as much as 2 times a week.

Pruning. Although camellias require very little pruning, some may be needed to keep certain varieties at the desired shape and size. Pruning inside limbs back to another branch or lateral will reduce the height and increase air movement without making the plant look unsightly. Prune plants early in the spring at the end of the dormant season. This is usually the last week in February or the first week in March. Remember, Spring comes early along the Gulf Coast. Cutting blooms with longer stems (4 to 6 inches) reduces the need for severe cutting or pruning.

## PLANT SELECTION

Plant selection is one of the most important points in growing Camellias along the Gulf coast. I

personally never buy a plant that is on its own root system. I buy grafted plants. A plant that is "on its own root system" means that the plant was grown from a rooted cutting. The root system on most camellia c. japonica's are susceptible to root problems. I buy plants that are grafted on sasanqua root stock. The sasanqua is a species of camellia and it has a much hardier root system. Grafted plants on sasanqua root stock are available from several sources including some local nurseries.

It is my belief that a camellia c. japonica purchased on its own root stock is a waste of money. It will probably die in several years. Ask your nursery man for a grafted plant on sasanqua root stock. He should know what you are asking for. These plants will be a bit more expensive but they will be well worth the extra few dollars that you will spend on them.

## DISEASES AND INSECTS

Disease and insects must be controlled to grow good camellias. Some pests attack the roots; others feed on leaves and stems or damage blooms. The most important step in the control of diseases and insects is to avoid them when possible. Buy well grown plants from a reputable nursery; inspect plants frequently for signs of disease, nematodes and insects; and before setting out new plants, treat the soil for nematodes.

Disease Control: Dieback may attack all above ground parts of the plant, causing it to suddenly wilt and die. The dieback fungus (*Glomerella cingulata*) enters the plant through leaf scars or wounds made by grafting, cultivating implements or insect feeding. The disease can be recognized by dead, sunken spots or cankers that generally occur at the base of wilted stems.

As soon as noticed, cut the dying twigs off an inch below discolored wood or burn. Cankers involving only part of a large limb can be removed by cutting until healthy wood is visible. Cover the cut with water asphalt paint or a similar wound dressing. Spray thoroughly with Daconil, Polyram, Ferbam, Captan, Copper Sulfate or Bordeaux Mixture at 7 day intervals during leaf fall, and avoid the use of heavy applications of nitrogen to help control dieback. Proper timing of sprays will vary since leaf fall varies with varieties and infection occurs most easily in the fresh, unhealed leaf scars. Maintenance of adequate calcium and micronutrient levels makes the camellia more resistant to the disease.

CAMELLIA ROOT ROT affects the roots and base of stems, causing them to turn brown and rot. Infected plants show poor vigor, leaves turn yellow, and usually the entire plant wilts and dies.

Root rot is caused by the soil fungus (*Phytophthora cinnamomi*). It infects many woody ornamentals, is present in most soils, and thrives in warm wet soils. Elimination of the fungus from affected plants is practically impossible. It should be avoided by using C. Sasanqua understock or a disease-free understock by sterilizing the soil, and by avoiding heavy or poorly drained soils.

Sterilize the soil by using chemicals. The treatment kills all living organisms - weeds, nematodes, fungi and bacteria. Chemicals recommended for soil sterilization include methyl bro-



mide gas, liquid Vapam and liquid formaldehyde (1 gallon of 37 percent in 50 gallons of water applied at a rate of 1/2 gallon of mixture per square foot). Follow the manufacturer's recommendations for use of these materials.

An application of lime or gypsum will help plants resist this disease. Do not apply lime or gypsum unless recommended by a soil test.

Copper sulfate or Copper A, when used at the rate of 1 ounce per 7 to 14 square feet, will prevent Phytophthora root rot. The use of Dexon or Terrazole as soil drenches according to manufacturers' directions aids recovery of infected plants.

NEMATODES, microscopic eel-like worms, cause severe root damage. The root knot nematode causes swollen areas or galls on the roots of infected plants. Other kinds of nematodes feed on the outside of the roots and prevent normal root development. Affected plants grow slowly and wilt readily in dry weather.

Damage from nematodes can be largely avoided by buying non-infested plants in sterilized soil.

If nematodes are a problem around established plants, treatment is necessary. Rake back the mulch and enough of the surface layer of soil to make a small ridge around an area 12 to 18 inches beyond the tips of the limbs. The ridge will hold a puddle of water which will soak the chemical into the root zone. Poke holes 8 to 10 inches deep with a small sharp steel rod or round stick, about 1/4 inch in diameter, every 10 to 12 inches within the circle. Mix 2 tablespoons of Nemagon emulsifiable concentrate or Fumazone 86 in a gallon of water and pour into the holes. One gallon of the mixture should drench 9 square feet. Then drench the entire area with water until it puddles and fills the ridged area. After the water soaks in, seal all holes to prevent rapid escape of the chemical fumes. Other materials with clearance labels for soil drenches are Dasanit, Mocap and VC-13. All should be applied according to manufacturers' directions.

TEA SCALE is the most damaging scale pest. A sure sign of this insect is yellow splotches on the upper side of leaves. When present in large numbers, the bottom side of the leaves will be covered with a cottony mass. The males have a soft, white waxy covering. Females are dark brown, oval and about 1/20 inch long. About 2 months are required for the complete life cycle, so there are several generations each year.

APHIDS or plant lice are small, soft-bodied insects which are usually found in colonies on the underside of new leaves and on tender stems. They may cause serious damage by sucking plant juices.

ANTS are frequently nuisance pests around camellias and occasionally damage small plants by building nests around their bases. Ants are fond of the honeydew excreted by some of the sucking insects such as aphids and scales, and they may introduce or spread these pests among plants.

Scale insects are the most important pests of camellias. They have sucking mouthparts and feed by piercing the epidermis of the twigs and foliage and sucking the plant juices. This stunts and

weakens the plants, and scales hurt the plant's appearance.

Several insecticides are effective against the insects that infest camellias. Malathion 50 mixed at 1 tablespoon per gallon is very effective against most insects.

Any good commercial insecticide will work on camellias. Read the label and use them as directed and you will have no problems. The important thing is to read the label and follow directions. Camellias are susceptible to the same pests as most woody ornamentals so any insecticide recommended for a woody ornamental will do well for camellias.

White Oil (Summer Oil) is very good to use against scale. Apply Summer Oil to plants in the Spring before the temperature reaches 85 degrees. Never put an oil treatment on an ornamental plant if the temperature is above 85 degrees. It will cause severe damage to the plant. You can also use Summer Oil in the Fall. Usually plants that are treated with several oil spraying's in the Spring will not require another oil spraying until October or later. Do not spray with oil when the plant is in bloom or it will turn the flowers brown.

Camellias are not difficult to grow. It is necessary to plant them properly and give them some care but when compared to other blooming plants such as roses, they are very simple to grow and require almost no care in comparison. They are beautiful winter blooming plants that bloom in a variety of sizes, shapes and colors. If you attended a camellia show for the first time and saw all of the different sizes and shapes, you would not believe that they were from the same family of plants.

Camellias originated in the orient and most came from China. They were known as the China Rose when they were first introduced in the early 1700's. They grow well along the Gulf Coast. If you are interested in joining the Gulf Coast Camellia Society, contact one of our members or write to us at # 2 Oak Grove Way, Slidell, LA 70458. If you would like to join the American Camellia Society, you can do so by writing to the American Camellia Society, One Masse Lane, Fort Valley GA 31030.

If you are having a problem with growing "Camellias" and can't seem to get it resolved, you can contact a member of the Gulf Coast Camellia Society and we will attempt to help you. I can be reached [rastroud@bellsouth.net](mailto:rastroud@bellsouth.net).

## *Incredibles & Edibles*



Top left, the Parking Committee: Keith Knight, Christy Paulsell, Gerard Ballanco and Dennis Koepp. Top right, Dr. Ron Strahan talked about weeds in the lawn and landscape beds. Center left, Pat Newman talked about azaleas. Peggy Martin, center, discussed old garden roses. Dr. Kiki Fontenot, center right, talked about growing vegetables. Bottom left, Kappy Goodwin and Joanne Bassett host the Pass-a-long Plants Table Clinic. Many, very nice door prizes were given out throughout the day. Lunch was catered by Big Daddy BBQ and was delicious, as usual. The only sad news of the day was that Dan Gill couldn't come due to illness. Dr. Ron Strahan graciously filled in for Dan with more helpful information on weeds. Congratulations to the Spring Seminar Committee and all of the volunteers who worked the seminar! The Seminar was interesting, timely, and well organized.



# NORTHSHORE GARDEN SHOW

**MARCH 19<sup>th</sup> & 20<sup>th</sup>**

**St. Tammany Fairgrounds, Covington**  
**9am – 4pm**

**Adults – \$3.00 / Under 12 – FREE**

**Covered Event – No Rain Outs – Free Parking**

**30+ Exhibitor Booths**

**Gardening Information – Ask the Experts**

**Free Presentations Hourly**

**Free Children's Activities**

**Free Door Prizes throughout Event**

**Food Concessions**



**Benefitting the Bobby Fletcher Sr. College Scholarship Fund**



## NORTHSHORE GARDEN SHOW

**March 19<sup>th</sup> and 20<sup>th</sup> - St. Tammany Fairgrounds, Covington**

<b>Saturday</b>	<b>Topic</b>	<b>Presenter</b>
10 am	Southern Living Collection	Buddy Lee
11 am	Wildlife Gardening	Charlotte Seidenberg
12 noon	New Trends in Landscaping	Dan Gill
1 pm	Tree Selections	Kyle Huffsticker
2 pm	Successful Organic Garden	Dr. Carl Motsenbocker

<b>Sunday</b>	<b>Topic</b>	<b>Presenter</b>
10 am	Lawn Care Maintenance	Ty Guidroz
11 am	Inexpensive Horticulture Hints	Kappy Goodwin
12 noon	Hummingbird Plants	Peggy Goertz
1 pm	Night Blooming Cereus	Anna Ribbeck
2 pm	Culinary Herbs	Katelyn Peat

**Spring Tour – Thursday, March 24**  
**Festival of Flowers**  
**Mobile, Alabama**

The STPMG Spring Tour is to The Festival of Flowers in Mobile Alabama on Thursday, March 24, 2011. This is the 18<sup>th</sup> Annual Festival. This year's Festival features life-sized gardens, a butterfly house, seminars, Blooming Cuisine, displays and displays, a café for lunch, and retail of plants and garden related items. More detailed information is available at <http://www.festivalofflowers.com/>.

For those of you who have signed up and paid your \$20 deposit, the bus will leave the AgCenter in Covington at 6:30 AM stopping at the Mall in Slidell at 7 AM to board MGs from east St. Tammany, arriving in Mobile at 9 AM for the opening of the Festival. The bus will leave the Festival at 3:00 returning to St. Tammany Parish.

Your \$20 includes transportation, your ticket to the Festival, and refreshments on the bus. Lunch will be on your own at the Garden Café located on the Festival Grounds. If you plan to purchase items you may wish to bring a bag in order to store your items in the baggage compartment of the bus on the way home.

At this time we have three seats remaining on the bus. If you are still interested, please contact Judy Wood [jazzwood@charter.net](mailto:jazzwood@charter.net). She will have the waiting list if there are cancellations.

**Proposed Speaker Schedule for Thursday, March 24**

10am—James T. Farmer, III - Landscape Architect, All Things Farmer Montgomery ,AL)  
“Tablescapes: Fun and Fabulous!”

11am—Craig Roberts - Architect (Mobile, AL) - “History of Mobile Through Architecture”

12pm—Melanie Lobel - Floral Designer, Zimlich's Patio and Garden (Mobile, AL)  
“Container Gardening”

1pm— Chris Francis - Landscape Architect, Chris Francis Landscaping - “Tree Selection”

2pm— James T. Farmer, III - Landscape Architect, All Things Farmer  
(Montgomery,AL) “Herban Gardening: Cooking, decorating, and gardening with Herbs”





# *Louisiana Master Gardener Appreciation Day At Hammond Research Station*

**May 13, 2011**

**9 a.m. – 3 p.m.**

## *Invitation to Louisiana Master Gardeners*

- Come and spend a day in our garden!
- Guided tours through Sun Garden and Margie Jenkins Azalea Garden!
- LSU experts on hand to answer your questions!
- Presentation by Dan Gill and other Gardening Experts throughout the day!

*Complimentary lunch served at noon!  
Door prizes!*

***Contact your Parish LMG Coordinator and register by May 1<sup>st</sup>.***



Hammond Research Station  
21549 Old Covington Hwy., Hammond, LA  
[www.lsuagcenter.com/Hammond](http://www.lsuagcenter.com/Hammond)



## **Louisiana Master Gardener Appreciation Day Hammond Research Station, May 13, 2011**

Dear Master Gardener: Last year's Louisiana Master Gardener Appreciation Day was a great success and was enjoyed by all. More than 200 Master gardeners attended! Dr. Regina Bracey and Dr. Allen Owings will again host this special event for Louisiana Master Gardeners on May 13th from 9 a.m. to 3 p.m. at the Hammond Research Station in Hammond, Louisiana. Speakers for the day will be Dan Gill and Dr. Gary Bachman (bio below). The speakers will give their presentation at different times during the day so everyone will have the opportunity to hear them. AgCenter experts who man booths and provide information throughout the morning will include:

Dr. Ron Strahan, The Weed Doctor

Dr. Don Ferrin, The Disease Doctor

Dr. Alan Morgan, The Bug Doctor

Dr. Kathryn Fontenot, The Vegetable and School Gardening Doctor



Dr. Gary Bachman is an assistant Extension professor of horticulture at the Coastal Research and Extension Center in Biloxi, Mississippi. He is the host of Southern Gardening, the gardening feature of the Mississippi State University Extension Service. Gary does what Dan Gill does but in Mississippi. View or hear Gary's Southern Gardening columns and television and radio programs online at <http://msucares.com/news/>.

Invitation to Louisiana Master Gardeners

Come and spend a day in our garden

Guided tours through Sun Garden and Margie Jenkins Azalea Garden!

LSU experts on hand to answer your questions!

Presentation by Dan Gill and other Gardening Experts throughout the day!

Complimentary lunch served at noon!

Door prizes!

Contact your Parish LMG Coordinator and register by May 1st

Hammond Research Station

21549 Old Covington Hwy., Hammond

[www.lsuagcenter.com/Hammond](http://www.lsuagcenter.com/Hammond)

## Volunteer Opportunity

**If you have not yet signed up to help at the 2011 Plant Sale, the time is now!**

Just a few weeks away, the annual **Northshore Garden Show and Plant Sale** is still in need of volunteer help. The dates are **Saturday, March 19 and Sunday, March 20, 2011**. What a great, and *FUN*, opportunity to earn a large portion of your required volunteer hours for 2011. Volunteer shifts both days are from 8 a.m. until noon and noon until 4 pm. There are several areas that still need volunteers, but the biggest need is for help with parking.

## Double Hours Credit – 2 for 1!

Volunteering for parking is a two-for-one hour reward. (That is, for every hour spent as a parking volunteer you may record two hours of volunteer service.) Spouses/significant others are also welcome to help with parking. Additional help is also still needed in the Children's Area, Raffle Table, Plant Booth, and Assistance with Speakers. Our organization depends on this event for the majority of our yearly operating funds and to endow the Bobby Fletcher, Jr. Scholarship Fund. Your volunteer help is needed for this event to be a success. To sign up, please contact Pam Twardzik at [ptwardzik@yahoo.com](mailto:ptwardzik@yahoo.com)



## Master Gardener Plant Booth Cheer



P—Please bring plants for MG booth to Fairgrounds on Friday  
afternoon

L—Label the plants

A—Any kind of plants—ornamental or vegetable

N—No Weeds!

T—Tell all your family and friends about the Plant Show

S—Sign up for volunteers


Pam Keating

MG Plant Booth Chairman





## The Slidell Library Herb Committee News



June Taffaro has announced the theme of our third annual Spring Herb Festival -- "BEE HAPPY WITH HERBS". The festival will be held at the Slidell Library on April 12, from 4-7 pm. We will have herbal food and teas for tasting, speakers, children activities, plants for sale and much more. If interested please contact June at 985-781-0891 or 985-710-2929 or email: [CPTJPT@yahoo.com](mailto:CPTJPT@yahoo.com)




The Fall Herb Festival is scheduled for Tuesday, September 27.



**Herb Gathering meetings** - all are Wednesdays on the following dates from 1-3 PM at the Slidell Library meeting room:

March 30	TBA	TBA
May 11	Debora Litzenberger	Rosemary
Aug. 10	Cecelia Drennan	Mint
Sept. 14	Patty McGinnis	Basil
Nov. 9	Deborah Turton	Dill

Contact Betty Rose at [bettyrose@charter.net](mailto:bettyrose@charter.net) for more information.





## **Lacombe Butterfly Garden**

As a new Master Gardener and first-time chairperson of the Lacombe Butterfly Garden, my first official action was to track down last year's team and cry "HELP!" Both Denise Sterns, 2010 Chair and Debora Litzenberger, 2010 volunteer, came to my rescue by supplying lots of background information and providing me with a fabulous binder full of information on past gardens, plantings, work schedules, etc. Armed with that information and some guidance from the board I think our 2011 committee is ready to roll. Thanks to the Master Gardeners who have volunteered to help with the 2011 garden: Janey Lively, Judy Wood, Sandy Arnoult, Paul Andres and Debora Litzenberger. Art Scott and Jay Rose have also offered their help with designing and installing an irrigation system. If anyone else would like to help with this project please feel free to jump in at any time during 2011.

A meeting is scheduled for Tuesday March 22 at 10:00 AM at the garden in Lacombe. All are welcome! Items on the agenda include determining what needs to be done to the garden (weeding, pruning, planting, mulching, amending, etc.), and scheduling a work day to get those tasks completed. This work day will hopefully be scheduled for early April. In addition I hope to have information on an irrigation system by the March meeting.

At a later date I hope to establish a work schedule for any ongoing maintenance that will be needed to keep the garden in shape throughout the spring and summer. We will hold a work day in the fall to get the garden ready for the 2011 Wild Things event, which will be held on Saturday, October 15, 2011.

The Friends of Louisiana Wildlife Refuges has agreed to donate up to \$300 for the 2011 butterfly garden.

The garden is located on the grounds of the Bayou Lacombe Centre, 61389 Hwy 434. Take the Lacombe exit off I-12, turn south and go 2 miles. The entrance to Southeast Louisiana National Wildlife Refuge will be on the right. A kiosk located at the main parking area displays a map of the grounds and will have directions to the garden posted for the 3/22 meeting.

Susie Andres,

[sandres@bellsouth.net](mailto:sandres@bellsouth.net)



## ANNOUNCEMENTS

### Raffle Table

The Plant Show raffle table will be accepting donations for raffle. You can bring your donation to the March meeting or bring it before the show opens on Saturday morning. If you have any questions, email Joan Gagliano at [joan70435@yahoo.com](mailto:joan70435@yahoo.com) or Claudia Arseneaux at [carseneaux1@gmail.com](mailto:carseneaux1@gmail.com).



### Northshore High School Plant Sale & Volunteer Request

Northshore High School is having their annual plant sale on Saturday, April 9th. The greenhouse is full of annuals, herbs, perennials, vegetables and baskets on sale for a reasonable price. The Ag teachers are also looking for MG volunteers to be on hand from 8-12 p.m. to answer general questions for their customers.

The school is located on Hwy. 190, east off the Fremaux I-10 exit. The greenhouse is located around and in the back of the football field and athletic track on the east side of the school. Contact Nancy Berulis at [nberulis@bellsouth.net](mailto:nberulis@bellsouth.net) for more information or to volunteer.



### Hinds/Copiah Master Gardeners Plant Sale at Mynelle Gardens

On April 16th the Hinds/Copiah Master Gardeners plant sale at Mynelle Gardens in Jackson, MS will hold the annual spring sale. The sale begins at 8:00 a.m. and ends at noon. The sale offers inexpensive plants that are from the yards of Hinds/Copiah Master Gardeners. There will be annuals, herbs, perennials, hanging baskets, shrubs and trees available for customers just in time for spring planting. As a special bonus for those attending the sale you will be able to tour the beautiful Mynelle Gardens for FREE on that day. Mynelle Gardens is located right off of I-220 at the Clinton Boulevard Exit. For more information contact: Plant Sale Chairpersons, Diane Bradford at [4gardeners@gmail.com](mailto:4gardeners@gmail.com) or Wanda Holmes at [W5Holmes@att.net](mailto:W5Holmes@att.net).  
*(These MGs had at booth at our fall field trip to Crystal Springs and graciously invited us to attend their plant sale.)*



### Fliers and Signs for Plant Show

The fliers for the Spring Plant Show and Sale are at the AgCenter. Please pick up a few to hand out to your friends and at local stores. We need to spread the word on this event. Plant Show outdoor signs are also available for pickup or contact Kathleen Guidry at [katfire@bellsouth.net](mailto:katfire@bellsouth.net) to have the signs delivered to you. Be sure you have approval of the landowner to put up the signs and do not put the signs in the public right of way or they will be removed by the parish. Please help publicize this event. Proceeds from the Plant Sale support the Bobby Fletcher, Sr. Scholarship and the STPMG Association.

## ANNOUNCEMENTS *continued*

### MADISONVILLE GARDEN SHOW & SALE

This sale will be on the lawn of the Madisonville Town Hall and riverfront from 9-3. We would like to invite Master Gardeners to sit at a table to answer gardening questions. Pam Peltier is looking for volunteers to sign up for 2 hour shifts during the sale, someone to bring a table and another volunteer to pick up supplies (tent, sign, soil sample kits, fliers, etc) at the AgCenter. Please email Pam at [Peltier72@aol.com](mailto:Peltier72@aol.com) to sign up. This would be a good way to get in a few service hours. If you can't volunteer, come by and check out the plants for sale.



### Educational Hours

For veteran MG's, other than the 2010 class, 6 educational hours per year are required to maintain your member status.

Reading gardening columns or watching Home & Garden cable TV are not included. However, there are several ways to get qualified educational hours. Some acceptable ways include:

- attending the presentations at each of the monthly association meetings. (1 -1.5 hours each)
- attending the presentations at the plant show (potentially, 10 hours)
- attending the spring or fall seminars, (6 hours each)
- attending the fall/spring fields trips ( 6-8 hours each)
- attending any lecture offered by LSU AgCenter agents, i/e. in Tangipahoa Spring Day, New Orleans Spring Garden Show
- attending any of the Master Gardener Class Training throughout the fall (potentially, 18 hours)

Get your hours early this year, and don't forget to report'em!

Rusty Batty



<b>St. Tammany Parish Master Gardeners 2011 Programs</b>						
Month	Speaker	Topic	Garden Hint	Garden Problem	Sharing Table	ED Hours
January 19 Covington	Jerry Ballanco	Vegetable Gardening: Delicious Fun	Yes	Yes	Yes	1
February 16 Slidell	Bob Stroud	Camellias and Tour of Camellia Gardens	No	No	No	1 talk 1 tour
March 16 Covington	Georgeann Chaffee	Assessing the Mature Landscape	Yes	Yes	Yes	
March 24 Mobile, AL	Tour	Festival of Flowers				
April 20 Covington/Barn	No Speaker	Plant Swap	No	No	No	
May 18 Covington		Scholarship Award	No	No	No	
June 15 Covington		Vegetable Festival	No	No	Yes	
July 20 Covington			Yes	Yes	Yes	
August 17 Covington/Big	John Besh	La Provence	No	No	No	
September 21 ? Location			Yes	Yes	Yes	
October 19 ? Location			Yes	Yes	Yes	
November 16 Location			Yes	Yes	Yes	
December 14 ? Location	No Speaker	Christmas Party	No	No	No	

For any questions concerning MG Programs, contact:

Judy Wood

[jazzwood@charter.net](mailto:jazzwood@charter.net)





## MG PROGRAMS

### March 16 Meeting – Assessing the Mature Landscape

Our speaker for the March 16 meeting is Gorgeann Chaffe, a Master Gardener from Baton Rouge. Her topic is “Assessing the Mature Landscape”. Get a handle on considering your mature landscape as a whole. She will provide an inventory tool to help you figure out:

- \* What you have
- \* What should stay
- \* What should move
- \* What should go

Vince Accardo will present the Garden Hot Topic and Don Lefevre will present some more of those great garden hints.

### August 17 Meeting – La Provence Garden Tour and Lunch

On Wednesday, August 17, our speaker will be John Besh, nationally recognized chef and owner of many restaurants in and around New Orleans. We will tour the garden at La Provence and then hear remarks by Chef Besh. Following his presentation we will have a buffet lunch at La Provence.

The cost for the lunch including tax and gratuity is \$45 per person. It is recommended by the STPMG Board that the STPMG members pay \$35 each and the organization pay the remaining \$10. We will need a motion at the March meeting to approve this recommendation.

On June 1 we will begin to accept checks to reserve a spot for this event. Up to eighty people may attend the event. On August 1 any vacant spots may be filled by guests of MGs at a cost of \$45 per guest.

We will gather at the Armory at 10 AM on August 17 for our regular business meeting. Following the meeting we will drive to La Provence for an 11:45 tour of the garden with John Besh's presentation and lunch to follow.



Chef John Besh and his restaurant, La Provence

STPMG Board of Directors Meeting  
February 24, 2011

A meeting of the Board of Directors of the St. Tammany Parish Master Gardeners Association was held on Thursday, February 24, 2011 at 5:00 PM at the La. Heart Hospital. Board members attending were Julie Deus, Judy Wood and Chere Currault. Absent was Jay Rose. Eight Master Gardeners were in attendance.

The meeting was called to order at 5:05 PM.

A Motion was offered by Judy Wood to accept the minutes of the January 27, 2011 Board Meeting. Motion carried.

Judy Wood reviewed the program agenda for the March 16 meeting to include Georgeann Chaffee, "Assessing the Mature Landscape", Vince Accardo (Hot Topic), and Don Lefevre (Garden Hints). A list of the 2011 programs has been attached to the minutes.

Judy discussed the August 17 program with John Besh at La Provence and that the cost will be \$35 per person with a \$10 per person cost to be paid by the Association. Additionally, Judy provided an update on the Festival of Flowers trip which has three available spaces. A waiting list will be taken in the event of cancellations.

Under New Projects, Rod Downie proposed that a password protected, searchable database be devised to identify MG's with specialty areas of interest (participation optional) which would facilitate networking for MG's with similar interests. It was suggested that a Master Gardener would be sought to coordinate this effort.

Donna Howland offered a report on the Food Bank Project. A copy of the February 22 meeting notes and "Grow Your Own Food" registration flier has been attached to the minutes. The MG's will offer two sessions to teach the basics of container gardening to recipients of the Community Garden harvest. The flier will be amended to include the STPMG logo.

Celia Drennan reported on the Slidell Senior Citizens Project (copy of report attached to minutes). MG's will participate in the educational component without monetary or labor cost to the Association. Further information will be published in the Gardengoer and approval to participate will be proposed to the membership at the March meeting.

Julie stated that a request was made by Pam Peltier for MG's to staff a booth at the Madisonville Garden Club plant sale on March 12 from 9 AM – 3 PM. MG's would participate in a Q&A, "ask the experts" style table. It was suggested this may be a good photo opportunity for media exposure to showcase MG's contributions in the community.

Under Ongoing Projects, June Taffaro updated the Slidell Herb Garden Festival in April, "Be Happy With Herbs". The festival will feature herb food and tea tasting, children's activities, a table clinic on container gardening, and door prizes. Sharon Murphy and Linda Franzo are scheduled speakers along with a speaker on honey and bees. Thirty volunteers have signed up and more volunteers are welcome. March 14 is the planned date for clean-up and planting.

Ann Durel reported on Otis House/Butterfly Garden which is currently under construction and cannot be accessed until mid-April. The Beau Chene Garden Club is donating funds for the garden and the Club is scheduled for a fall tour. It is anticipated that re-opening will be in July. Julie stated the Spring Seminar Committee has not had a final meeting, however the program made \$1,200 which will possibly be used for speaker stipends, Ag Center garden improvement and funding for a new microphone for the Association.

Leslie Landeche spoke about the SMH Rehab Garden plant sale date change to May 13<sup>th</sup> which will be in conjunction with the SMH employee appreciation barbecue. They will take donations versus pricing plants for sale and they are working to re-establish the garden area for patients and families. Exxon Mobil has provided a \$500 grant which will be provided through the SMH Foundation which is a 501C3 non-profit. The Foundation will reimburse MG's for expenses related to the project. There will be newspaper coverage of the grant and project.

Julie gave an update on the Plant Sale which is on track. The next meeting will be at 9 AM prior to the March 16<sup>th</sup> regular meeting at the Armory.

Julie discussed expanding the membership directory to the web and asked that a MG be found to work on the project.

Judy Wood proposed that the Association purchase note cards with the STPMG logo with a cost not to exceed \$250.00. The cards would be used as thank you notes for program speakers. A Motion was offered by Judy Wood to approve the purchase of notes cards with STPMG logo with a cost not to exceed \$250.00. Motion carried.

Julie stated that a new wireless microphone, compatible and on the same frequency with the existing lapel and head microphones was purchased from Lanier Music at a cost of \$130.

A Motion was offered by Judy Wood to approve the purchase of a wireless microphone at a cost of \$130.00. Motion carried.

Julie stated that Rusty provided a pointer for use at the meetings and that Rusty has requested volunteers to assist in the Ag Center office.

Judy proposed that Atlas gloves be available for sale at MG events (similar to what other MG Associations do) to generate funds for the Association. This idea will be proposed to the general membership at the next meeting.

Julie stated that next Board Meeting will be on March 31<sup>st</sup>, 5 PM, La. Heart Hospital, instead of March 24<sup>th</sup>.

Celia Drennan will provide information for the Gardengoer regarding the April 2<sup>nd</sup> Slidell Garden Clubs cooperative effort, "Backyard Tour".

The meeting was adjourned at 6:30 PM.

Respectfully submitted,  
Chere Currault

## SLIDELL SENIOR CENTER PROJECT PROPOSAL FOR ST. TAMMANY PARISH MASTER GARDENERS

We have been asked, as Master Gardeners, to participate in the Senior Citizens Center Landscaping Project in Slidell. As some of you may know, the Senior Center was destroyed by Hurricane Katrina and is being rebuilt with a projected completion date of 4/09/11.

This project will be funded by KEEP SLIDELL BEAUTIFUL, Chamber of Commerce, grants already received and applied for, and other donations. It is not associated with any commercial enterprise and does not involve Master Gardeners as laborers. The Trustee program in Slidell will supply the labor. We will not be committed to recurring financial obligations and the sale of plants as income at this time is not contemplated. There will be no tuition or registration fee and no other entity will profit financially.

What we have been asked to do is increase the horticultural knowledge of the senior by forming a senior citizens green team that will be trained by us.

We are asked to supervise in the plantings twice a year, the first being during the Great American Cleanup on April 30, 2011. In addition, we are asked to supervise in the planting of the original beds and a vegetable garden is planned in Phase III, the produce of which will be used by the AME Mount Olive Soup Kitchen. This will provide a means for seniors to enjoy the outdoors, engage in gardening activities and stay physically active. The informal classes we are asked to teach would pertain to organic gardening, herbs, vegetables and such as asked for or needed and we would use our Master Gardeners who have knowledge in these fields. Who knows, we may learn a few things from these seniors who may have been gardeners much longer than we have been.

There are 3 phases of the project. Phase I will install initial landscaping, irrigation system, raised handicap accessible planters, benches, shrubs, perennials, ornamental trees and mulch. The estimated completion date is to coincide with the Welcome Home scheduled for April 20, 2011 sponsored by the Chamber of Commerce. Plantings and maintenance equipment will be provided by the City of Slidell and KSB. The Tree Board will supply trees from an Apache Tree Grant. KSB will supply one bench, bricks, mulch, trash receptacles.

Phase 2 est. completion date is July 1, 2011 and will include planting the Buffer area and parking area with trees, shrubs and mulch.

Phase 3 est. completion date is October 22, 2011 and includes a rear pavilion with walking paths, benches, raised gardens and additional handicap accessible planters. These are all part of the Master plan and will be administered by KSB.

All of these things will be cared for by the Senior Citizens and KSB with no maintenance being required by our group. There will be publicity in the Times Picayune Slidell Section and our newsletter and photos will be taken.

What a wonderful opportunity to share our knowledge and to participate in such a worthwhile project. Just think, we could put in fruit trees, citrus trees, herbs, vegetables and other plants in the landscape which would continue to contribute year after year. Perhaps this garden could be a teaching garden for the public.

Therefore I respectfully submit this project for your consideration and support.

Celia Drennan



AGENDA  
STPMG Membership Meeting  
March 16, 2011

1. Call to order and report quorum present
2. Opening Ceremonies
3. Hot Topic of the Month  
Garden Hint of the Month  
Program: "Assessing the Mature Landscape" presented by Georgeann Chaffee

**BREAK: 10 minutes**

4. Comments by Rusty, County Agent and MG Advisor
5. Minutes from February meeting
6. Officer's reports  
President: Julie Deus  
Vice President: Judy Wood  
Treasurer: Jay Rose
7. Committee Reports  
Hospitality Committee: Karla Partridge
8. Project Committee Reports  
Plant Sale: A.J. Heinsz-Bailey  
Lacombe Butterfly Garden: Susie Andres  
Herb Fest: June Taffaro
9. Unfinished Business
10. New Business  
Slidell Senior Center: Celia Drennan  
Special Interest Areas and Expanded Directory: Julie Deus  
Garden Glove Sales at MG events: Judy Wood

11. Door Prize
12. Announcements
13. Adjourn

# Calendar of Events

March, 2011	
12	Hammond Spring Garden Day, 9-3, LSU AgCenter Hammond Research Station, educational sessions, plant swap and plant sale. \$5 admission per vehicle. For more info contact Sandra Benjamin at 985-748-9381 or 985-748-5462
12	Madisonville Garden Club plant sale. 9-3. MGs will staff an information booth. Contact Pam Peltier at <a href="mailto:peltier72@aol.com">peltier72@aol.com</a> if you would like to volunteer. <i>See page 24</i>
16	9 a.m. Spring Plant Sale committee meeting at the National Guard Bldg.
16	10:00 a.m. Monthly meeting at the National Guard Bldg. Speaker: Georgeann Chaffee, <i>Assessing the Mature Landscape</i> .
18	Set up for plant show and help vendors unload starting at 1 pm.
19-20	Northshore Garden Show and Plant Show. <i>See flier on page 15</i>
22	Lacombe Butterfly Garden clean-up day. 10 a.m. To volunteer, contact Susie Andres at <a href="mailto:sanders@bellsouth.net">sanders@bellsouth.net</a> . <i>See page 22</i> .
24	Spring Field Trip to the Festival of Flowers in Mobile, Al. <i>See page 16</i>
30	Herb Gathering at the Slidell Library meeting room. 1-3 pm. Speaker & topic TBA. <i>See page 21</i>

April, 2011	
10	<b><i>Secret Gardens of Slidell.</i></b> 1-5 pm. A tour of 5 private, prestigious gardens. Tickets are \$15 in advance, \$20 day of tour. Tickets available after 3/12 at the Garden Spot, Slidell Nursery, The Purple Armadillo & Pelican Pro Cleaners of Pontchartrain Dr.. Contact Betty Rose at 985-863-3418 for further info. Proceeds benefit Keep Slidell Beautiful.
12	Spring Herb Festival at the Slidell Library on Robert Rd. Setup starts at 2 pm. The Festival runs from 4-7 pm. Contact Betty Rose if you would like to volunteer. <a href="mailto:bettyrose@charter.net">bettyrose@charter.net</a> . <i>See page 21</i>
16	Northshore High School annual plant sale. <i>See page 23</i>
16	Hinds/Copiah County Spring Plant Sale, Jackson, MS <i>See page 23</i>
20	10:00 a.m. Plant Swap at the Fairgrounds barn in lieu of regular meeting.

May, 2011	
13	Plant sale at the Slidell Memorial Hospital Rehab Garden. Plant donations for the sale would be greatly appreciated. Contact Leslie Landeche @ <a href="mailto:rocknlou@bellsouth.net">rocknlou@bellsouth.net</a>
13	Louisiana Master Gardener Appreciation Day at Hammond Research Station. 9-3. <i>See flier on page 17-18</i>
18	Monthly meeting at the National Guard Armory. The Bobby Fletcher, Sr. Scholarships will be presented with a potluck lunch following.

# STPMG Directory

**PRESIDENT:**

Julie Deus  
674-6742 [jdcalla@aol.com](mailto:jdcalla@aol.com)

**VICE PRESIDENT:**

Judy Wood  
882-5353 [jazzwood@charter.net](mailto:jazzwood@charter.net)

**TREASURER:**

Jay Rose  
863-3418 [jayrose@charter.net](mailto:jayrose@charter.net)

**SECRETARY:**

Chere Currault  
796-5038 [ccurrault@att.net](mailto:ccurrault@att.net)

**COORDINATOR:**

Rusty Batty  
875-2635 [rbatty@agcenter.lsu.edu](mailto:rbatty@agcenter.lsu.edu)

**LSU AGCENTER OFFICE:**

Mary Beth Kaizer  
875-2635 [MKaizer@agcenter.lsu.edu](mailto:MKaizer@agcenter.lsu.edu)

**WEB ADMISTRATOR:**

Sandy Arnoult  
882-3344 [sarnoult@bellsouth.net](mailto:sarnoult@bellsouth.net)

**LSU AGCENTER OFFICE  
VOLUNTEER COORDINATOR:**

Penelope Giles  
845-0216 [penelope@sewrepro.com](mailto:penelope@sewrepro.com)

**MEMBERSHIP CHAIRMAN:**

Pam Keating  
892-4445 [tvkpam@bellsouth.net](mailto:tvkpam@bellsouth.net)

**NEWSLETTER:**

Debora Litzenberger  
882-7986 [dklitz@charter.net](mailto:dklitz@charter.net)

**PROJECTS COMMITTEE:**

Art Scott  
796-5878 [folsomart@bellsouth.net](mailto:folsomart@bellsouth.net)

**PUBLICITY:**

Ann Gilbert  
796-0520 [gilbertwriter@yahoo.com](mailto:gilbertwriter@yahoo.com)

**HISTORICAL:**

Glenda Spano, *Scrapbook*  
845-0900 [runmimirun@yahoo.com](mailto:runmimirun@yahoo.com)

**SMH REHAB GARDEN:**

Leslie Landeche  
639-9963 [rocknlou@bellsouth.net](mailto:rocknlou@bellsouth.net)

**SLIDELL HERB GARDEN:**

Betty Rose  
863-3418 [bettyrose@charter.net](mailto:bettyrose@charter.net)

Linda Franzo  
781-4372 [Linda@passionateplatter.com](mailto:Linda@passionateplatter.com)

**LACOMBE BUTTERFLY GARDEN:**

Susie Andres  
643-3310 [sandres@bellsouth.net](mailto:sandres@bellsouth.net)

**OTIS HOUSE BUTTERFLY GARDEN:**

Ann Durel  
626-1656 [adurel@bellsouth.net](mailto:adurel@bellsouth.net)

**ROOTING THE FUTURE: MGs PART-  
NER WITH STPSB SCHOOLS:**

Christy Paulsell  
898-6483 [j.christine.paulsell@stpsb.org](mailto:j.christine.paulsell@stpsb.org)

### *Notes from the Editor:*

*We have been blessed with wonderful weather the last couple of weeks. Let's hope it continues right through the Plant Show. Even if we have mild weather for the Plant Show, I'll be in Kansas City, probably freezing! This will be my first time missing a Plant Show and I'm feeling left out already! I'm asking all MGs to help capture the moment at the Plant Show. Bring your cameras and take lots of shots. I have someone who will cover for me, but I thought it'd be fun to have lot of photos from the membership too (like leaving disposable cameras on reception tables at a wedding). Send me the photos via email with subjects identified, if possible. I will combine and publish them online for all to enjoy and I'll use some in this newsletter. The more the merrier....*

*This is the time of year that it will be easy to forget how many hours you are volunteering since there are so many activities to participate in. Don't lose those hours, log them! Here is the link to post your hours:*

[http://www.lsuagcenter.com/en/lawn\\_garden/master\\_gardener/Reporting+Volunteer+Hours/](http://www.lsuagcenter.com/en/lawn_garden/master_gardener/Reporting+Volunteer+Hours/)

*Happy Springtime!*  
*Debora Litzenberger*  
[dklitz@charter.net](mailto:dklitz@charter.net)



## **THE GARDENGOER**

### **THE NEWSLETTER OF THE ST. TAMMANY MASTER GARDENERS ASSOCIATION**

Cooperative Extension Service

St. Tammany Parish

1301 N. Florida Street

Covington, LA 70433

Phone: 985-875-2635 (Covington)

Fax: 985-875-2639

Website: [www.lsuagcenter.com/mastergardener/](http://www.lsuagcenter.com/mastergardener/)