




LOUISIANA SUMMARY



AGRICULTURE & NATURAL RESOURCES

2021





Agriculture: Backbone of Louisiana's Economy

This publication tabulates the value of Louisiana agriculture in 2021. Agents and specialists of the Louisiana Cooperative Extension Service, as well as other agencies – both private and public – compiled the data. Their analysis focuses on the animal, forestry, fisheries, plant and wildlife commodities that comprise our vital agricultural industry. Agricultural and natural resource industries contribute significantly to our state's economy with the potential for increased economic benefits and job creation through value-added processing in urban and rural communities throughout Louisiana.

As with most years, the 2021 production year for the state's food and fiber sector had its share of challenges and issues. While a rebound in demand was evident from the 2020 pandemic year, impacts continued to linger as supply chain disruptions and delays created difficulty and uncertainty not only for securing needed inputs but also for normal movement of commodities through marketing channels. Adding to the remaining impacts of the pandemic were weather-related challenges. The growing season started with cooler and wetter than normal conditions which impacted planting. This was followed by rains that persisted throughout much of the summer. And while the rainfall was a positive to meeting the moisture demands of commodities, it also likely delayed optimal timing of inputs and hindered other critical farm activities. The rainfall persisted through most of the summer and only ended after a major hurricane made landfall in the southeastern portion of the Louisiana coast. Hurricane Ida made landfall on Aug. 29, 2021, as a Category 4 hurricane. Estimates done shortly after the hurricane placed total impacts of loss revenue and increased costs to the agricultural sector at \$268 million with another \$315 million in impacts to the forestry sector. Given the path and nature of the storm, the biggest impact to the agricultural sector was in infrastructure damage. Damage to fencing, farm structures and farm equipment, represented \$207 million of the \$268 million total impact to agriculture. While the impacts specifically to agricultural commodities were relatively small, there were production impacts reported for sugarcane, fruits and vegetables, horticulture and livestock.

Despite the issues and challenges, year-over-year increases in production and gross farm value were seen for many commodities within the state's food and fiber sector. While persistent rains and Hurricane Ida caused significant hurdles for many producers earlier in the production year, more favorable conditions persisted for much of the fall supporting harvest and harvest efficiency for many commodities. In addition, ample moisture throughout much of the growing season was believed to have limited crop stresses and helped mitigate some of the other negative weather-related impacts experienced throughout the year. While these factors may have helped limit the impacts on overall yields, the increases seen in 2021 over 2020 were likely more a function of the lower, storm impacted yields of 2020 rather than growing conditions in 2021. Nevertheless, increases in yields were seen for cotton, corn, rice, soybeans, sweet potatoes and wheat. And while decreases in yields were seen for grain sorghum and sugarcane, total production for these commodities still showed year-over-year increases as lower yields were more than offset by acreage increases. Grain sorghum yields were down marginally from 2020 but remained well within normal or typical levels. Sugar yield per acre was down by nearly 7% in 2021 as the path of Hurricane Ida and its impact covered significant sugarcane production areas in the state. Hay production was the only major plant enterprise that experienced both lower yields and lower overall total production in 2021. Hay yields were down marginally (roughly 4%) in 2021 as persistent rains throughout much of the summer limited the number of total hay cuttings for many producers.

While there were some production challenges, improvements in demand and increased market access as restrictions and impacts from the pandemic solely began to lessen helped to support prices for most the state's agricultural commodities. Prices for the state's major plant enterprises experienced stable to sharply higher levels in 2021. Prices for cotton, corn, grain sorghum and soybeans all saw prices improve by more than 20% in 2021 over the previous year. Despite some remaining struggles in transportation logistics, reduced pandemic restrictions helped to significantly boost demand and market access for these commodities. Prices for rice, sugar and hay also experienced increases, though not at the level of those commodities. Rice prices improved by 4.5% while hay prices improved by roughly 8% and sugar prices by roughly 11%. Rice prices continued to enjoy very strong domestic demand while lower hay supplies caused by the excessive rains and hurricane helped to support hay prices. Strong demand and limited domestic supplies continue to support sugar prices at higher levels. Improved market conditions for other commodities helped push prices higher for other plant enterprises. Overall vegetable prices were up roughly 22% in 2021 while overall fruit prices were up roughly 9% and overall horticulture prices were up roughly 3%.

Like the plant enterprises, prices for the livestock sector generally experienced higher prices in 2021. In general, a rebound in overall demand and improvements in logistics throughout the marketing chain, as restrictions and impacts from the pandemic subsided, helped to support prices for all livestock enterprises. These improvements formed the base support for stronger livestock prices with market conditions for individual species adding additional support. For beef cattle, tight cattle supplies provided additional support to prices. Prices for different classes of cattle ranged from 2% to as high as 12% higher in 2021 over the previous year with an average increase across all classes of roughly 5.5%. Large price increases were also seen for sheep, goats and swine enterprises. The average increase in sheep prices across all classes was roughly 26% in 2021 while both goats and swine enterprises experienced an average price increase of roughly 14%. Again, strong demand and greater market access are believed to be the primary reason for those large increases. Poultry prices also rebounded nicely in 2021 after coming under significant pressure during the pandemic in 2020. Across the different poultry enterprises, prices in 2021 were, on average, 6% higher than the previous year. Broiler and pullet prices showed the largest year-over-year increase with broiler prices increasing by roughly 37% and pullet prices increasing by roughly 16%. For other livestock enterprises, prices remained mostly unchanged in 2021. Milk prices and dairy cattle prices increased by roughly 1% in 2021 while horse prices were mostly unchanged.

Unlike plant and livestock enterprises which saw mostly stronger prices in 2021, prices for fisheries and wildlife enterprises were much more mixed. Prices for most aquaculture enterprises were flat to higher in 2021 while prices for many of the fishery enterprises were down. Leading the way for the aquaculture enterprises were farm raised crawfish and catfish. Crawfish prices rebounded from the reduced demand and market access caused by the pandemic in 2020 while catfish prices continued a recent trend of higher prices. Crawfish prices were up nearly 24% in 2021 while catfish prices were up nearly 47%. While the data show that prices for most fisheries enterprises were down, it should be noted that the fisheries data used in this publication has a one-year time lag. As such, the data reported in this publication is reflective of production and market conditions in 2020 rather than 2021. Given this, it follows that prices for fisheries enterprises would show reductions from the previous year given the implications of the COVID-19 pandemic in 2020. Prices for all freshwater species (wild caught crawfish and freshwater finfish) and for wild caught alligators were down 3% to 6% from the previous year. Similarly, prices for shrimp and commercial finfish were down from the previous year. The only marine fisheries enterprise that showed year-over-year increases in prices was crabs. Finally, prices for fur animals and honey also experienced increases in 2021. Average pelt prices were up 11% while honey prices were up roughly 9%. For both commodities, the price increase does reflect improved market conditions and market access during the 2021 calendar year.

Despite the challenges of 2021, the overall farm-gate value of the state's food and fiber sector increased over the previous year and was the highest over the last five years. Production levels for most commodities were able to reach or surpass previous year's levels despite the weather-related challenges. And with a resurgence in demand and market access from the 2020 pandemic year, prices for most commodities experienced higher to significantly higher levels in 2021. The result is that for each of the three broad categories of enterprises (plant, livestock, and fisheries and wildlife), gross farm values increased in 2021. The total gross farm value for all plant enterprises was up over 12% from 2020 and was the largest level over the past 5 years. Total gross farm value for livestock enterprises was up roughly 5% from the previous year, predominately due to improved commodity prices. And while fisheries prices were down, large increases in crawfish production and improvements in prices for aquaculture commodities, the total gross farm value for fisheries and wildlife enterprises also experienced a roughly 5% increase over the previous year.

When the commodities produced by agricultural producers are cleaned, processed and packaged at the next stages of the marketing channel, these value-added activities create additional economic activity over and above that defined by the gross farm value. In 2021, these value-added activities were estimated to have an additional economic impact of \$5.04 billion. Taken together, the gross farm value and value-added activities were estimated to have a total economic impact of nearly \$11.55 billion. This represents nearly a 6% increase from 2020 and is the highest level since 2018. Given the level of economic activity that the state's agriculture, forestry and fishery industries continue to generate each year, it is undeniable that they continue to be major contributors to the overall state's economy. Cutting-edge research programs and extension education and outreach efforts of the LSU AgCenter remain critical to sustaining these economic benefits.

Many Louisiana communities depend on agriculture, forestry, fisheries and wildlife for local jobs and their economic well-being. However, for those who work in it day in and day out, agriculture, forestry and fisheries are far more than a business, a major job contributor and an economic engine. It truly is a way of life. Families have lived on many of these farms, forest lands or fishing villages for generations following a preferred way of life even though it means hard work, many hours, high risks and sometimes low incomes.

Each new production season has risks associated with commodity prices, trade agreements and higher input costs as well as uncertainty related to the weather. These conditions make the discovery and adoption of new agricultural

technology developed by the LSU AgCenter more important than ever to our state's producers. Agriculture is a highly sophisticated segment of the national and world economy, becoming increasingly so every year. That is the reason we at the LSU AgCenter continue to support agriculture and consumers with factual information provided by a well-trained faculty of extension agents, specialists and research scientists.

Those of us in the LSU AgCenter, with its major branches of the Louisiana Cooperative Extension Service and the Louisiana Agricultural Experiment Station, are proud to be part of Louisiana's agricultural industry, and we are committed to serving that industry and the citizens across the state of Louisiana in the years ahead.

CONTENTS

| | | | |
|--|----|--|-----|
| Summary, Agriculture and Natural Resources | 6 | Cameron | 68 |
| Animal Enterprises | | Catahoula | 70 |
| Beef Cattle | 7 | Claiborne | 72 |
| Dairy | 7 | Concordia | 76 |
| Horses | 8 | DeSoto | 78 |
| Poultry | 8 | East Baton Rouge | 82 |
| Rabbits | 9 | East Carroll | 85 |
| Sheep and Goats | 9 | East Feliciana | 87 |
| Swine | 9 | Evangeline | 89 |
| Exotic Animals | 10 | Franklin | 92 |
| Fisheries and Wildlife Enterprises | | Grant | 95 |
| Aquaculture | 10 | Iberia | 98 |
| Fisheries | 11 | Iberville | 102 |
| Fur | 13 | Jackson | 104 |
| Hunting Lease Enterprises | 13 | Jefferson | 107 |
| Honey | 14 | Jefferson Davis | 108 |
| Plant Enterprises | | Lafayette | 111 |
| Cotton | 14 | Lafourche | 114 |
| Feed Grains | 14 | LaSalle | 118 |
| Forestry | 15 | Lincoln | 121 |
| Fruit Crops | 16 | Livingston | 123 |
| Greenhouse Vegetables (Commercial) | 16 | Madison | 127 |
| Hay Sold | 17 | Morehouse | 129 |
| Home Vegetable Gardens | 17 | Natchitoches | 132 |
| Nursery Crops | 17 | Orleans | 134 |
| Peanuts | 18 | Ouachita | 137 |
| Pecans | 18 | Plaquemines | 139 |
| Rice | 18 | Pointe Coupee | 142 |
| Sod and Turfgrass Production | 19 | Rapides | 146 |
| Soybeans | 19 | Red River | 149 |
| Sugarcane | 20 | Richland | 152 |
| Sweet Potatoes | 20 | Sabine | 154 |
| Vegetables (Commercial) | 20 | St. Bernard | 156 |
| Wheat | 21 | St. Charles | 158 |
| 2021 Progress Report | 22 | St. Helena | 162 |
| State Totals | 24 | St. James | 164 |
| Parish Agricultural Reports | | St. John | 167 |
| Acadia | 33 | St. Landry | 169 |
| Allen | 36 | St. Martin | 173 |
| Ascension | 39 | St. Mary | 176 |
| Assumption | 42 | St. Tammany | 179 |
| Avoyelles | 44 | Tangipahoa | 183 |
| Beauregard | 48 | Tensas | 187 |
| Bienville | 52 | Terrebonne | 189 |
| Bossier | 54 | Union | 193 |
| Caddo | 58 | Vermilion | 195 |
| Calcasieu | 62 | Vernon | 198 |
| Caldwell | 65 | Washington | 201 |
| | | Webster | 204 |
| | | West Baton Rouge | 208 |
| | | West Carroll | 211 |
| | | West Feliciana | 214 |
| | | Winn | 217 |
| | | Prices Per Unit of Commodity Product | 221 |

Louisiana Summary

Agricultural and Natural Resources

2021

The statistical information in this summary was compiled from estimates made by extension agents of the LSU AgCenter after consulting with agricultural agency representatives, agricultural and agribusiness leaders, and others and after study of various reports and resource materials. State specialists with the LSU AgCenter checked parish-level data for specific commodities to ensure accuracy and consistency of all production information. Final review of data was conducted by LSU AgCenter agricultural economist and project director Dr. Kurt Guidry in consultation with external sources, including state and federal statistical agencies. Any inquiries about the data in this publication should be directed to Dr. Kurt Guidry in the LSU AgCenter's Department of Agricultural Economics who oversees the process of gathering all information for the Louisiana Summary.

Although this material is reasonably accurate and can be used for planning and other general informational purposes, this is not the official document of agricultural data for the state. Official statistical data are gathered, summarized and published by the U.S. Department of Agriculture's National Agricultural Statistics Service, Delta Regional Field Office, 10800 Financial Centre Parkway, Suite 110, Little Rock, Arkansas, 72211. Reproduction or publication of information in this summary should acknowledge the Louisiana Summary as the source but indicate the unofficial nature of the statistics.

Gross farm value was calculated for each commodity, which in some cases included a value from natural resources and consequently may not represent income to farmers. Gross farm values were calculated using calendar-year, market-weighted, state-level average prices, when available. When state-level price information was unavailable, price information was used from adjacent states (Texas, Arkansas or Mississippi) or the nation. Primary sources for prices were USDA National Agricultural Statistics Service, USDA Agricultural Marketing Service, and USDA Economic Research Service. The gross farm value is an indicator of the commodity's contribution to economic activity in the state but is not an indicator of farm profits. Production costs greatly affect profit (or loss) for all commodities. Even when gross income increases over previous years, corresponding increases in production costs may decrease farm profits.

In the state summaries, the value added in cleaning, processing, packaging, marketing and transporting commodities is an estimate of the total contribution of agriculture and natural resources to the state's economy. The state summary may not be an exact summation of all parish reports as adjustments may occur due to changes in average prices received or to accommodate information from other sources. In each parish table, only commodities that were of commercial economic value in that parish this year were listed. In some instances, the number of producers or the number of acres in a parish were not available. An asterisk was used to avoid releasing confidential information when too few producers were present for that commodity. Within some commodity groups, such as grains, fruits and commercial vegetables, the total number of producers has been omitted because some producers grow several different crops within the group. Adding together the producers of individual crops would not give a true total for the group.

NEW FOR 2021

The estimates for commercial finfish now include estimates for menhaden production. In previous editions, menhaden was a separate line item in the Marine Fisheries category. However, given changes in how the Louisiana Department of Wildlife and Fisheries and the National Marine Fisheries Service collect and report data, menhaden catch and sales are now included in the commercial finfish category.

Animal Enterprises

Gross farm income for all animal enterprises was over \$1.66 billion for 2021, up 4.7% from \$1.59 billion in 2020. Value added was over \$999.7 million for 2021, up from \$925.3 million in 2019. Total value of all animal enterprises in the Louisiana economy was \$2.66 billion, up 5.9% from \$2.51 billion in 2020

Beef Cattle

Despite historical cyclical trends seen in US beef cattle inventories, the Louisiana beef cattle industry held relatively steady in beef cow numbers in 2021. Total beef cow inventory numbers totaled an estimated 563,544 head, compared with 558,560 in 2020. This suggests that many producers were able to stabilize herd size in 2021 following multiple shocks to the market in the 2019 and 2020 production years.

Congruent with the normal 10-year beef cattle cycle, a modest liquidation in beef cattle numbers was reflected throughout the country during the 2021 production year. However, the 2021 production year brought an increase in market prices and herd size held steady within the state. Louisiana remains primarily a cow-calf industry with most of the cattle marketed in the year being calves weighing less than 700 pounds. Of the total estimated 535,425 head of beef cattle marketed in 2021, nearly 88% were steer and heifer calves weighing less than 700 pounds. The gross farm value of 212,512 steer calves sold in 2021 was an estimated \$148.0 million, an increase of roughly 5,457 head and \$11.5 million from the \$136.5 million reported in 2020. The estimated gross farm value of 177,172 heifers sold in 2021 was an estimated \$104.8 million, a decrease of roughly 2,412 head but an increase of \$3 million from the \$101.8 million reported in 2020.

In 2021, 53,533 yearling cattle (600-800 pounds each) sold for an estimated \$44.0 million, an increase of approximately 1,619 head and \$4.5 million from 2020 levels. The number of cow-calf pairs sold in 2021 was reported at 34,957, down roughly 12,096 pairs from 2020. This large decrease in the number of cow-calf pairs sold compared to 2020 resulted in a gross farm value decrease of \$11.7 million at \$36.3 million in 2021. Finally, gross farm values income for cull cows was \$23.2 million, a decrease of \$5.9 million compared to 2020. Comparably, the value for cull bulls was slightly increased at \$8.3 million compared with \$7.7 million in 2020.

When added across all classes of beef cattle, the total gross farm value generated by the beef cattle industry in 2021 was estimated at \$364.7 million, up only \$1.9 million from 2020. This is indicative of marginally higher prices compared to 2020. Higher prices combined with increased cattle marketings helped raise total gross farm value slightly from the previous year.

Dairy

Milk production was reported by eight parishes in 2021. Three parishes in the southeastern part of the state and one parish in the northwestern part accounted for over 93% of the herds, cows and milk produced. The number of dairy farms declined from 75 in 2020 to 65 in 2021. The number of milking cows decreased from 8,895 head in 2020 to 8,317 head in 2021. Total milk production decreased from 131.7 million pounds in 2020 to 123.3 million pounds in 2021. Due to over an 8.4-million-pound reduction in milk production in 2021 and even though there was a 0.89% increase in milk prices, on-farm value of milk was reduced by almost \$1.5 million.

The value of cull cows, bred heifers, mature cows, breeding age bulls and calves was about \$2.5 million. The total value of milk and animal sales to Louisiana dairy producers was \$24.8 million. Value added contributed nearly \$40.0 million more. The total economic contribution from dairying in Louisiana, including milk sales, animal sales and additional processing was \$64.7 million, a decrease of \$3.3 million compared to the previous year.

Another component to the state's dairy industry has been the production of goat's milk. While small compared to the dairy cattle industry, dairy goat production has continued to be a viable industry in the state. In 2021, dairy goats were raised by 65 producers. A total of 577 does were reported to have been milked during 2021, producing slightly over 407,000 pounds of goat milk. The gross farm income of the dairy goat industry was estimated at \$0.24 million in 2021, down slightly from the \$0.25 million generated in 2020.

Animal Enterprises

When combined, milk production from cattle, milk production from goats and the sale of dairy cattle animals generated a gross farm value of \$25.1 million in 2021, down from the \$26.3 million generated in 2020. Value-added activities associated with the dairy industry contributed another \$40.3 million in economic activity to the state in 2021. Total economic activity (gross farm value plus value added) of the Louisiana dairy (dairy cattle and goats) industry was estimated at \$65.4 million in 2021, down from \$68.7 million in 2020.

Horses

The horse industry continues to be a significant component of the agricultural economy in Louisiana. The horse industry has traditionally been categorized into three sectors: racing, show or competition, and recreational. In terms of number of horse owners, the breakdown of the industry in 2021 into these three sectors was 9% racing, 13% show or competition, and 78% recreational. In 2021, the breakdown of the horse industry by percentage of total gross farm value generated by each sector was 45% racing, 32% show or competition, and 23% recreational.

The state's racehorse industry in 2021 involved 1,588 breeders who owned 7,836 mares that produced 6,014 foals that sold for \$36.1 million. Breeders also owned 1,072 stallions that were bred to 9,156 mares, generating income from stud fees of \$22.9 million. The total gross farm value generated from racehorse production was nearly \$59 million. An additional 2,063 racehorse owners had 10,719 racehorses in training or on the track in Louisiana, with a gross farm value of \$107.2 million. The gross farm value of the entire race sector (owners' and breeders' activities) of the horse industry in 2021 was \$166.2 million, not including receipts or fees from racing events or gaming.

The show and competition horse industry (horse shows, barrel racing, cutting, roping, team penning and others) includes 1,208 breeders who own 4,421 mares that produced 3,094 foals that sold for \$12.4 million during 2021. These breeders owned 573 stallions that bred with 2,683 mares, generating \$4.0 million in income from stud fees. The total income generated from show and competition horse production was \$16.4 million. Another 3,777 owners competed on their 13,386 horses, which had a gross farm value of \$100.4 million. The total gross farm value of the show and competition sector of the horse industry was \$116.8 million in 2021.

A large portion of the horse industry, both in terms of owners and horses, is recreational. Horses have been used for comfort, exercise, and enjoyment for quite some time. Approximately 8,961 recreational horse owners in Louisiana bred 20,700 mares and sold 13,092 foals during 2021 for \$14.4 million. These horse enthusiasts owned 2,175 stallions that were bred to 4,347 mares, generating income from stud fees of \$2.2 million. The total income from production in the recreational horse industry was \$16.6 million during 2021. Another 21,108 recreational horse owners have 47,212 horses valued at \$70.8 million – making the total economic contribution of the recreational horse industry \$87.4 million in 2021.

There was a total of 146,480 horses in Louisiana, owned by 38,705 people, with a gross farm value of \$370.4 million in 2021. Value-added activities contributed an additional \$40.7 million in 2021, so that combining farm-gate value and the value added, the total value of horse sector was \$411.1 million in 2021.

In addition to the estimates of gross farm value and value-added activities, there are other potential impacts of the horse industry to the state's economy. First, the average horse owner has been reported to spend about \$4,000 to \$6,000 annually on items such as feed, tack, equipment, veterinary supplies and medicines. Second, the four racetracks in the state employ a large number of people and have been reported to generate expenditures of over \$1 billion annually. Finally, the show and competition industry conducts numerous events and activities each year and is estimated to generate \$200 million annually in expenditures. The American Horse Council suggests that the total economic impact of horse production and these related activities like horse racing and competitions is more than \$3 billion annually for the state of Louisiana.

Poultry

Broilers and Eggs

Poultry production continues to be the largest animal agricultural industry in Louisiana and is second only to forestry in total economic value for all agricultural commodities. In 2021, 612 Louisiana growers (small producers and commercial

Animal Enterprises

operations) produced 822.1 million pounds of broiler meat with a gross farm value of \$838.6 million. Commercial broilers are produced in 11 parishes: Bienville, Claiborne, Jackson, Lincoln, Natchitoches, Ouachita, Sabine, Union, Vernon, Webster and Winn.

While broiler production is far and away the largest component of the poultry industry in the state, there are several other components that positively contribute to the state's economy. A total of 166 breeder flock producers in 2021 produced 15.0 million dozen hatching eggs with a gross farm value of \$43.3 million. A total of 121 pullet producers produced nearly 624,000 pullets with a gross farm value of \$10.9 million. Finally, a total of 957 egg producers (small producers and commercial operations) had a total table egg production value of over 1.7 million dozen eggs valued at \$1.5 million.

When all the facets of the poultry industry are combined, the total gross farm value was estimated at \$894.5 million in 2021, up nearly \$79 million from 2020. The increase in 2021 was primarily a function of sharply higher prices. Leading the way in higher prices was broiler prices that were up roughly 37% from the previous year. Increases in prices were also experienced with breeder flocks and pullets while prices for edible eggs and cull hens were essentially flat from the previous year. Value-added activities associated with poultry production added an additional \$872.1 million in economic activity in the state, bringing the total economic impact of the poultry industry to \$1.77 billion in 2021.

Quail

Quail production in the state generally consists of smaller operations reaching niche markets. In 2021, a total of 15,070 quail were estimated to be produced and sold by 17 producers resulting in a gross farm value of \$60,280. Value-added activities associated with quail production provided an additional \$6,631 bringing the total economic contribution of the quail industry to \$66,911 in 2021.

Rabbits

The production of rabbits for meat and exhibition involved 495 Louisiana producers during 2021. The rabbit industry produced a total estimated 55,709 pounds for sale in 2021, generating a total of \$175,105 in gross farm income. Of those totals, 31,821 pounds of production were from fryers and the remaining 23,888 pounds were from does. When the value-added activities of \$18,386 are combined with farm level income, the total economic impact of the industry in 2021 is estimated at \$193,491. This is a slight increase of roughly \$1,200 from 2020.

Sheep and Goats

A total of 306 producers in 30 Louisiana parishes marketed sheep, lambs and wool during 2021, compared to 302 in 2020. The total number of lambs that were marketed (slaughter, feeder and club/show lambs) was estimated to be 5,479 in 2021, up substantially from the 3,496 marketed in 2020. Producers also marketed 410 stocker sheep and 677 cull sheep in 2021 as compared to 388 stocker sheep and 708 cull sheep in 2020. Wool production from 1,892 sheep produced 9,226 pounds of wool which was down from 1,933 sheep and 9,816 pounds of wool in 2020. The total gross farm value of the sheep industry was estimated at nearly \$1.8 million, up from \$1.0 million in 2020.

The Louisiana goat industry during 2021 consisted of an estimated 1,034 producers in 55 parishes, down slightly from 1,053 producers in 2020. Total inventory of breeding-aged does was estimated at 12,778 does in 2021, down 228 head from 2020. Goat producers marketed a total of 7,577 slaughter goats valued at \$1.53 million in 2021. Stocker goats sold in 2021 numbered 3,409 with a value of \$892,442, an increase of more than \$150,000 from 2020. There were 1,408 cull goats marketed in 2021 at a value of \$288,739. Goats sold as club or show goats numbered 1,274 head, valued at \$509,600. Gross farm value of goats sold in Louisiana during 2021 was \$3.22 million, up from the \$2.82 million estimate in 2020.

Swine

The Louisiana swine industry is primarily comprised of relatively small producers. In 2021, a total of 313 producers were estimated to have a total inventory of 2,284 sows with an average sow inventory per producer of roughly seven sows. Other than servicing a local or niche market, most of the swine production in the state is targeted to the show/club pig

Animal Enterprises

market. In 2021 a total of 2,137 show pigs were estimated to be sold with a gross farm value of \$854,800, representing roughly 50% of the total gross farm value generated by the swine industry. Sales of feeder pigs, slaughter hogs, and culls represent the remaining 50% of the total gross farm value generated by the industry. In 2021, 4,908 feeder pigs were sold for an estimated value of \$186,622. Sales of 3,266 slaughter hogs generated a gross farm value of \$587,449 while the sale of 684 cull animals (sows and boars) generated a gross farm value of \$112,969.

When added together, the gross farm value of all classes of swine is estimated at \$1.74 million for 2021, up from \$1.58 million in 2020. Value-added activities associated with the swine industry are estimated at \$217,730, bringing the total economic impact of the industry to the state economy to \$1.96 million, up from \$1.78 million during the previous year.

Exotic Animals

The exotic animal enterprises are a relatively small component of the total agricultural industry. The number of producers statewide was estimated at 44 in 2021, up from 42 in 2020. The total number of animals marketed decreased from 647 in 2020 to 573 in 2021. Given lower marketings, total gross farm value was estimated at \$285,600 in 2021, down from \$322,700 in 2020. When value-added activities added to gross farm value, the total economic impact was estimated at \$315,588, down from \$356,584 in 2020.

Fisheries and Wildlife Enterprises

Total farm value of all fisheries and wildlife enterprises during 2021 was \$817.8 million, up over 5% from the \$778.1 million in 2020. Value added in 2021 was \$554.3 million, up from \$523.8 million in the previous year. Total value of all fisheries and wildlife enterprises to the Louisiana economy for 2021 was \$1.36 billion, up roughly 4.6% from the \$1.30 billion in 2020.

Aquaculture

Louisiana has long been recognized for supporting one of the most diverse aquaculture industries in the United States. Species and products such as crawfish, catfish, alligators, oysters, tilapia, baitfish, soft-shelled crawfish and crabs, ornamental fish, baby turtles, a variety of freshwater game fish and other minor species all have been commercialized successfully. Louisiana's producers continue to be among the leaders in the nation in crawfish, oyster, pet turtle and alligator sales.

Farm-raised crawfish continued to be the state's most valuable aquaculture sector in 2021, representing roughly 70% of the total gross farm value generated across all commercial aquaculture enterprises. Growth in demand, both within the state and regionally, has continued to foster expansion of acreage and production, and crawfish production has increasingly been incorporated in other farming operations in recent years as producers look to offset adverse conditions in rice markets. Estimates from the field in 2021 indicated farm-raised crawfish production occupied over 299,000 acres, up 5.6% from the previous year. Total production was estimated at 175.9 million pounds, up roughly 2.5% from the previous year. Gross farm value increased to \$292.0 million in 2021, up significantly from \$230.2 million the previous year.

A total of 354,793 farmed alligators were harvested in 2021. Farm-raised alligators were once again the second-largest segment of Louisiana's aquaculture industry, with an estimated gross farm value of \$70.6 million. However, this reflected a trend of lower production levels over the prior two years. Continued supply and demand imbalances in domestic and world markets, coupled with pandemic impacts, encouraged producers to take a cautious approach going forward.

Oyster production typically represents the third largest segment of Louisiana's aquaculture industry. The oyster production information reported in this summary represents a one-year lag. Information on Louisiana oyster harvests and sales is compiled by the Louisiana Department of Wildlife and Fisheries and provided to the National Marine Fisheries Service, but the final compilation of the data is not available until the middle of the following year. Oyster sales in 2021 reached 550,842 sacks valued at \$26.8 million, down 55% and 51%, respectively, from the previous year.

Fisheries and Wildlife Enterprises

While the remaining segments of Louisiana's aquaculture industry continue to provide positive economic impacts to the state, they are significantly smaller than crawfish, alligators, and oyster production. Pet turtle hatchling production continued to decline in 2021, with estimated sales of 400,000 animals (down over 11% from the prior year) and a gross farm value of \$440,000. Many licensed turtle operations continue to be inactive at this time. Fish bait production continues to evolve to meet the demands of recreational fishers, with most production held in recirculating or flow-through systems prior to sale. In 2021, the estimated gross farm value of the fish bait industry was \$11.3 million, up from \$1.5 million in 2020. The minnow farming sector experienced a marginal increase in production with 17,100 pounds produced in 2021 as compared to 16,7000 pounds in 2020. This increase in production resulted in a total gross farm value of \$51,300 in 2021. Louisiana's catfish industry experienced an unanticipated increase in production and revenue, with 6.5 million pounds of production valued at \$10.5 million. Other aquaculture species include products such as game fish fingerlings, tilapia, ornamental fish, soft-shell crabs and crawfish, and other minor species. Each commodity has a very limited number of producers.

Examining the economic impact across all commercial enterprises indicates that the total gross farm value of Louisiana aquaculture in 2021 was \$412.6 million, which was 13.5% higher than the previous year's total. Value-added multipliers associated with aquaculture product value chains (processing, boiling, shucking, packaging, etc.) contributed an additional \$278.5 million to the state's economy, bringing the total impact of Louisiana's commercial aquaculture to \$691.1 million in 2021. Additionally, over 137,000 private ponds are found throughout Louisiana, totaling almost 46,000 acres. Although these private ponds are not included in the 2021 state total for aquaculture, they do have positive economic impacts for recreation and enhancement of property values. These impacts were calculated to exceed \$70 million for 2021.

Fisheries

The harvest of freshwater and marine finfish and shellfish in Louisiana largely contributes to the state's agricultural economy. Fishery landings are recorded by two government agencies, both state and federal. The Louisiana Department of Wildlife and Fisheries receives monthly reports from the initial buyers (processors, dealers, etc.) who are required to record every transaction via trip tickets. Species weights and dockside sales values of the landings are reported for all commercially harvested species. The National Marine Fisheries Service is also responsible for estimating fisheries landings, using both regional National Marine Fisheries Service data collectors and Louisiana Department of Wildlife and Fisheries reports. The information reported here is from those two cooperating sources. All this data is provisional and subject to change.

The freshwater and marine fisheries data presented in the report this year (2021) reflect the calendar year 2020. The one-year lag is necessary to ensure data accuracy. Real-time reports on fisheries landings are not available until four months after the fact, and final data often runs six to 12 months behind. Estimating landings for the second half of the year based on landings reports from the first half is inaccurate. This method of reporting fisheries landings data has been in place since the 2004 Louisiana Summary; data prior to that volume may not be directly comparable to the data reported since 2004 because of using the different estimation methods. To compare state-level landings for years prior to 2004, on a calendar-year basis, please consult the US-NOAA-NMFS website.

One final caveat is that parish totals for fisheries landings will not equal the state total because of legal confidentiality requirements. When there are fewer than three sources in a parish that report landings of a fisheries commodity, the number of landings cannot be publicly released by the Louisiana Department of Wildlife and Fisheries without breaking confidentiality requirements. As a result, there may be parishes reported in this publication for which no landings or values are provided but did, in fact, have catch in 2020. Again, due to confidentiality rules, production is lumped into an unallocated category and not attributed to a particular parish. Furthermore, fisheries landings are reported for the parish in which the fish are offloaded – not the parish in which the boat and its crew may be domiciled or the parish where the catches were made. However, producer estimates are based on commercial licenses which are based on the fishermen's domicile.

2020 Impacts

Overall, the COVID-19 pandemic was hard on all the commercial fisheries as most traditional markets closed with the shutdown of restaurants, some retail, and other points of sale. Additionally, processing was shut down or limited for parts of the year, and the fisheries like shrimp and crab that rely on H2B visa workers for processing could not operate. Due to

Fisheries and Wildlife Enterprises

the pandemic, there was a decline in landings for every fishery. Additionally, in 2020, three major hurricanes hit Louisiana with Hurricanes Laura (end of August), Delta (mid-October) and Zeta (end of October) in addition to smaller tropical storms. In addition to the destruction of sunken vessels, destroyed docks and processing, and damage to local infrastructure, each storm required days off the water as large amount of debris in the water created significant hurdles to fishermen in returning to fishing. The pandemic and hurricanes hit after the amount of flooding and freshwater input into the major bays in 2019 led to a Federal Fishery Disaster.

Freshwater Fisheries

The top five freshwater finfish comprising 2020 landings (in order of weight landed) were buffalo, blue catfish, channel catfish, freshwater drum and alligator gar. Freshwater finfish hold a lower commercial value than marine finfish. Total freshwater finfish value has decreased slightly from 2019 to 2020. Landing values in 2019 were \$4.9 million for 12.7 million pounds whereas landing values in 2020 were \$4.5 million for 12.3 million pounds. Landings marginally decreased in 2020 by 400,000 pounds. However, the price per pound also decreased from \$0.39 to \$0.37, resulting in decreased fishery landings value. In most cases, freshwater fish are less valuable than marine fish (excluding menhaden), and the freshwater fishery (\$4.5 million in 2020 landings) is a fraction of the marine finfish fishery (\$68.9 million in 2020 landings). The number of fishermen decreased from 1,926 in 2019 to 1,911 in 2020 continuing a slow decline for decades.

Most of the parishes with wild crawfish landings are within the Atchafalaya Basin, aside from St. Tammany, where inflows from both the Mississippi River and Red River are controlled by the U.S Army Corp of Engineers. Wild crawfish compete with the farm raised crawfish in the markets and wild volumes are largely constrained by the floodwater events in the Atchafalaya Basin. The difference is minimal; however, wild crawfish tend to be bigger in size and have a slightly different flavor due to their diet. In 2020, wild crawfish landings were down 18% from 2020 at 8.3 million pounds compared to 10 million pounds in 2019. Value was also down significantly (20%) at \$11.5 million from \$14.3 million in 2019. Wild crawfish average price per pound was \$1.38 over the season. The number of wild caught crawfish producers increased in 2020 were 1948.

Overall, landings from the freshwater fisheries sector had a gross value of \$16.0 million in 2020.

Marine Fisheries

Marine finfish landings for food are varied and complex, with about 50 different species being landed for a total of 628 million pounds in 2020. This was a 16% decrease from 2019, when 749 million pounds of marine finfish were landed in Louisiana. Beginning in 2020, menhaden were included in marine fisheries statistics when historically they have been kept separate. The volume of menhaden catch can represent up to 99% of the marine fish landings category but only 90% of the value. The value of marine finfish landings in Louisiana in 2020 was \$80.7 million, which was an increase from 2019 when landings were valued at \$76.6 million despite the dramatic difference in landings. With the exclusion of menhaden, the top five landed species were non-menhaden herrings, black drum, red snapper, king mackerel and blacktip sharks. By value, (also, excluding menhaden), the top five species were red snapper, king mackerel, black drum, yellowfin tuna and non-menhaden herrings. The aggregate price per pound for marine fish in 2020 was \$0.13 which largely represents the price per pound for menhaden. This was largely unchanged from 2019 where the aggregate price per pound was \$0.10. The low price per pound reflects the value of menhaden as a non-food fish. While this fish is too small and oily to eat, it is used in a variety of different ways including fertilizers, animal feeds, omega-3 dietary supplements, cosmetics, as well as bait. The prices of these products are a function of the world supply of oils and meals.

In 2020, 3.5 million pounds of oysters were harvested by 696 fishermen, or about 550 thousand sacks. This is a 55% decrease from a low year in landings for 2019, where 7.9 million pounds were landed, when traditionally 13 to 14 million pounds are landed (2017, 2015). The poor oyster harvest can largely be attributed to the opening of the Bonnet Carré Spillway twice in 2019 for over 100 days, and again in 2020 for 29 days resulting in widespread mortality on public and private leases in addition to the pandemic and the hurricanes. The Bonnet Carré Spillway has only opened 15 times since 1937, and five of those openings occurred since 2016. In 2020, the price per pound for oysters was \$7.52 (\$48.65 per sack), an increase from \$7.04 in 2019 (\$45.54 per sack). To calculate prices per sack, an assumption of 6.47 pounds of shucked oyster meat per sack was used. The gross value of oysters harvested in 2020 was \$26.8 million, a decrease of 52% from \$55.3 million in 2019.

Louisiana hard crab landings usually range from 40 to 50 million pounds annually made up of almost 100% blue crab with less than 0.1% of stone crab claws. Blue crab landings were just under 40 million pounds, fished by 2,359 license

Fisheries and Wildlife Enterprises

holders and valued at \$63.4 million in 2020. This was a 1% decrease in landings from 40.3 million pounds and a 14% increase in value from \$55.5 million in 2019.

Peeler or buster crabs are blue crabs that are close to molting their shell. These crabs are sold to soft shell facilities to produce soft shell crab. For many years now, the soft-shell industry has been in decline. In 2019, 9,191 pounds of soft shell were produced. In 2020, 4,012 pounds were produced valued at \$27,758.

Louisiana shrimp landings in 2020 consisted of three species: white shrimp, brown shrimp and Atlantic seabob shrimp. Historically, Louisiana shrimp harvest landings and values have been split between white shrimp and brown shrimp (~50%) with a small fraction of landings represented by pink shrimp and seabobs (<1%). In 2020, the aggregate shrimp landings were 70 million pounds valued at \$98.9 million. This was a decrease in landings from 2019 by 17% from 84 million pounds, as well as a large decrease in the value from \$121 million. This decrease in value was largely due to the 2020 COVID-19 pandemic reducing market price for shrimp. The price per pound was slightly lower in 2020 (\$1.41 per pound) relative to \$1.45 per pound in 2019. Hurricane Laura also hit right as the fall shrimp season was starting.

In 2020, marine fisheries landings in Louisiana were valued at \$243.1 million, a decrease from \$254.0 million in 2019.

Fur

As reported by the Louisiana Department of Wildlife and Fisheries, the total value of the 2020-2021 furbearer harvest was estimated at \$26,410, up from the estimated total value of \$14,500 reported in 2019-2020. This value represents total pelts across all species shipped out of state by fur dealers and individuals but does not include income associated with meat production from harvested furbearers.

The total number of trapping licenses sold increased from 2,642 reported in 2019-2020 to 3,127 reported in 2020-2021. The total number of pelts sold in 2020-2021 was 3,899, up from 2,374 pelts sold in 2019-2020. Over 95% of pelts were harvested from raccoons (1,459), beaver (1,210), otter (572), mink (366), and bobcat (111). The average price paid per pelt in 2020-2021 was \$6.77 (10-year average = \$11.09). In 2020-2021, the price paid per pelt across species (excluding skunks; 0 reported) ranged from \$0.50 for opossum (41 reported) to \$27.00 for bobcat.

The total number of nutria harvested during the 2020-2021 season was 312,118, which was up from 245,865 reported in 2019-2020. The increase in harvest may reflect unemployment (particularly among commercial fishermen) following the COVID-19 pandemic and the increased bounty paid for nutria harvested along coastal areas from \$5.00 to \$6.00 per animal, which went into effect under the Coastwide Nutria Control Program (CNCP) during the 2019-2020 season. The total value of nutria harvested is estimated at \$1,872,708, up from \$1,475,109.00 last year.

Hunting Lease Enterprises

The value of recreational hunting in Louisiana is estimated by the income derived from hunting lease enterprises. The number of producers who leased land in the state during the 2020-2021 hunting season was estimated at 4,975, down from 5,019 reported during the 2019-2020 hunting season. This figure consists of 3,521 individuals who leased their land for upland game hunting (primarily white-tailed deer and wild turkey) and 1,454 individuals who leased their land for waterfowl hunting.

In 2020-2021, approximately 5.09 million acres were leased for upland game hunting and approximately 1.72 acres were leased for waterfowl hunting. Acres leased for upland game hunting was up from 4.77 million acres in the previous year while acres leased for waterfowl hunting was down marginally from the 1.78 million acres reported in the previous year. In 2020-2021, the estimated value for upland game hunting leases was \$89.0 million and \$48.9 million for waterfowl. These represent a \$5.5 million increase for upland hunting and a \$1.7 million decrease for waterfowl hunting from the previous year. The estimated price per acre of leased land for hunting purposes remained unchanged in 2020-2021 at \$17.50 per acre for upland game and \$28.40 per acre for waterfowl.

Fisheries and Wildlife Enterprises

Honey

Beekeepers reported robust cash flow due to the desire for local honey. As citizens become aware of the importance of pollinators in agriculture, some seek to become hobby beekeepers. AgCenter agents refer aspiring apiarists to local bee clubs for classes. The anti-allergenic property of local honey is another reason many consumers state that they purchased local honey.

Small hive beetles and Varroa mites continue to be pests for commercial beekeepers. In general, beekeepers report lower numbers of small hive beetles (SHB) in their hives. Some apiarists are successfully treating with oxalic acid vapor. Sporadic infestations of wax moths occurred. Beekeepers are using IPM to manage bee pests. The USDA Agricultural Research Service's Bee Breeding and Physiology Laboratory is continuing to research bee pests with an emphasis on integrated pest management. Volunteer beekeepers are providing training in beekeeping through a basic program presented to bee clubs.

In 2021, the total number of hives were estimated at 40,678, down from 41,083 in 2020. Despite lower hive numbers, total honey production remained relatively flat in 2021 at 2.63 million pounds compared to 2.78 million pounds in 2020. Total gross farm value was estimated at \$4.85 million, up from \$4.66 million in 2020, due to stronger prices.

Plant Enterprises

The gross farm value of all plant enterprises was more than \$4.02 billion in 2021, an increase of 12.4% from the \$3.58 billion in 2020. Value added was \$3.5 billion for all plant commodities during 2021, down slightly from \$3.52 billion in 2020. Total value of all plant crop enterprises to the Louisiana economy was \$7.52 billion in 2021, up from \$7.10 billion in 2020.

Cotton

In 2021, 102,787 acres of cotton was harvested in the state of Louisiana which compares to 163,029 in 2020 and 270,660 acres in 2019. Fifty-seven percent of the acres in 2021 were irrigated. Yields across irrigated and dryland acres averaged 1,090 pounds of lint per acre which compares to 1,074 and 1,080 pounds of lint per acre in 2020 and 2019, respectively.

Gross farm value of cotton lint sales was \$87.8 million in 2021, with \$52.3 million from lint harvested on irrigated land and \$35.5 million from sales of lint harvested from non-irrigated land. Sales of cotton seed contributed an additional \$29.8 million. The gross farm value of all cotton sales was \$117.6 million, with value added contributing \$29.4 million, so the total value of cotton production in 2021 was \$147.0 million.

Feed Grains

In 2021, there were 596,219 acres of feed grains harvested in the state, up roughly 105,000 acres from the 490,800 harvested in 2020. All three feed grains experienced increases in acreage in 2021. Harvested acres of corn increased from 482,638 in 2020 to 542,373 in 2021. Grain sorghum also experienced a large increase going from 7,834 harvested acres in 2020 to more than 50,000 acres in 2021. While representing much smaller acreages, oats also experienced increases in acreage moving from 327 harvested acres in 2020 to nearly 750 acres in 2021. Stronger prospects for commodity prices were believed to be the largest driver in the increases experienced in acreage.

Significantly higher acreage and higher commodity prices resulted in a drastically higher gross farm values for feed grains in 2021 compared to the previous year. The gross farm value for all feed grains was estimated at \$608.1 million, up 85% from the previous year. Value added for feed grains was estimated to be \$106.4 million in 2021. When combined with the gross farm value, the total value of feed grain production in Louisiana was estimated to be \$714.5 million in 2021, up from \$384.5 million in 2020.

Plant Enterprises

Corn

There were 545,373 acres of corn harvested in 2021 as compared to 482,638 in 2020, and 544,802 in 2019. Corn yields in 2021 averaged 190.0 bushels per acre, which is slightly above the 2020 crop average of 184.2 bushels per acre. Approximately 70% of the corn acres were produced on irrigated land in 2021. For the past five years, corn yields in Louisiana have averaged 174.2 bushels per acre.

Gross farm value of corn production in 2021 was \$583.3 million, up from the 2020 value of \$324.4 million. This increase in value of corn production in the state was due to a combination of increased harvested acres and higher grain prices, which positively affected the gross value.

Grain Sorghum

In 2021, 50,097 acres of grain sorghum were harvested throughout the state. This compares to 7,834 acres harvested in 2020 and 6,054 acres harvested in 2019. Grain sorghum yields in 2021 averaged 82.4 bushels per acre as compared to 86.0 and 83.2 bushels per acre in 2020 and 2019, respectively.

Gross farm value of sorghum production was \$24.6 million, significantly up from \$2.8 million in 2020, due to a combination of increased harvested acres and higher grain prices.

Oats

In 2021, 13 producers planted 747 acres of oats in the state, compared to 692 acres in 2020. Despite similar planted acres in both years, harvested acres in 2021 were significantly higher in 2021 at 747 acres as compared to only 327 in 2020. Improved growing and harvesting conditions helped to limit the number of acres abandoned in 2021. Yields averaged 54.3 per acre in 2021, down from 62.0 per acre in 2020. Total production was 40,643 bushels in 2021, up from 20,284 bushels from 2020. Higher harvested acres and higher prices in 2021 led to a large increase in the gross farm value for oats. The gross farm value for oats was estimated at \$152,819 in 2021, up from 57,404 in 2020.

Forestry

The timber industry in Louisiana showed signs of recovery in 2021 after a challenging period. In the past two years, Louisiana has attracted substantial new investment in the timber sector. Four sawmills have announced plans to either begin operations or expand existing facilities in the state. This influx of investment has increased Louisiana's total timber processing capacity by 870 million board feet (MMBF). The future looks brighter for Louisiana's timber industry as new mills come online and existing mills ramp up production.

While there have been positive developments in terms of new investment, Louisiana's overall timber harvest declined in 2021 compared to 2020. This drop can be attributed to several factors, most notably labor shortages, and the aftermath of major hurricanes. Throughout 2021, the forestry community faced challenges finding enough loggers and truck drivers to harvest and transport timber. Back-to-back major hurricanes in 2020 and 2021 also disrupted operations, damaging forests and making salvage efforts difficult.

The combination of high demand and constrained timber supply led to price increases for most Louisiana timber products in 2021. Of the major products tracked, five out of six saw price gains over 2020. Specifically, pine sawtimber prices rose from \$24.49 per ton to \$25.94 per ton. Oak sawtimber increased from \$41.99 per ton to \$43.20 per ton. Chip-n-saw jumped from \$17.28 per ton to \$19.00 per ton. Pine pulpwood went from \$7.18 per ton to \$8.22 per ton, while hardwood pulpwood rose from \$8.46 per ton to \$8.80 per ton. The one exception was mixed hardwood sawtimber, which decreased slightly from \$33.74 per ton in 2020 to \$32.83 per ton in 2021. Despite constrained timber supply, the higher timber prices in 2021 provided a small boost to Louisiana landowner income. Total revenue from timber harvests increased slightly from \$342 million in 2020 to \$343 million in 2021.

The outlook for Louisiana's timber industry is cautiously optimistic heading into 2022 and beyond. In the long run, responsible stewardship and forest management will determine the pace of the industry's expansion. By implementing best practices, Louisiana's timber sector can rebound stronger and realize the full potential of new investments.

Plant Enterprises

Fruit Crops

Fruit production in Louisiana is common in many backyards and hobby gardens. Commercial fruit production occurs too, although compared with United States and world fruit production, Louisiana commercial fruit production tends to occur on smaller acreage farms. There are of course several exceptions with a few Louisiana producers growing on large acreage farms primarily focusing on strawberry and blueberry production. Combining both small fruit and tree fruit crops, Louisiana's gross farm value for all fruit is \$30 million. The three crops that bring in the most revenue include strawberries at a gross farm value of \$10.5 million, blueberries at a gross farm value of \$7.5 million and citrus at a gross farm value of \$5.6 million.

Strawberry production is primarily concentrated in two parishes: Tangipahoa (150 planted acres) and Livingston (32 planted acres). Strawberries are a high value fruit crop. They are hand harvested and extremely perishable. Berries are field packed, cooled and then sent to the end user. Most growers are selling to local restaurants, farm stands, farmers markets, and independent grocery retailers. Strawberries remain a popular crop within Louisiana marketed heavily by individual growers, the annual Strawberry Festival and the strawberry commodity board. Strawberry producers are always looking for firmer berries that can withstand packing and shipping, sweeter tasting berries and postharvest measures to prolong shelf life for the end user.

Blueberries are another main fruit crop produced in Louisiana. The production of blueberries occurs in the northern portion of the state with the two largest producing parishes DeSoto (122 harvested acres) and Moorehouse (70 harvested acres). While most fruit crops are hand harvested, blueberries can be both hand or mechanically harvested. Most blueberries in the state of Louisiana are hand harvested. Mechanically harvested blueberries are typically sent to processors for value-added products. Blueberry growers are concerned with the presence of spotted wing drosophila. While our state hasn't been completely spared from this devastating insect, we are not as inundated as neighboring states. Spotted wing drosophila will be a continued threat to the small fruit industry in the southeastern United States. We must do our best to monitor for this devastating insect. Blueberries, like strawberries, can be field packed, cooled and shipped. Some larger growers may harvest into large containers and then use assembly lines to sort berries for marketability characteristics. Blueberries grown in Louisiana are sweet and delicious.

Citrus production is concentrated in the lower portions of Louisiana, where freezing temperatures are uncommon. The citrus industry is highly impacted by both freezes and hurricanes. Hurricane Ida caused significant damage to major citrus growing regions in 2021, causing a reduction in overall production. Citrus growers primarily produce satsumas, an easy to peel sweet fruit, followed by navels and then a wide variety of other citrus crops. Our citrus industry faced more challenges than weather. There are several diseases that are extremely detrimental to this industry, namely citrus greening and canker. To continue to commercially produce citrus in Louisiana, growers look for new production practices, new pesticides, and potentially new crops if all else fails.

The LSU AgCenter is committing itself to strengthen county agent knowledge of small fruit crops. The LSU AgCenter has recently joined the Southern Region Small Fruit Consortium to train county agents in production practices of grapes, muscadines, blue and blackberries, strawberries, and raspberries (all categorized as small fruit crops). If you are interested in this group, please visit the smallfruits.org website for university-based research.

Louisiana's commercial fruit production is diverse, ranging from low growing berries to tree fruits. Producers grow both temperature and semi-tropical crops, thanks to our unique climate. Many commercial orchards operate on a U-Pick basis. Some operations sell both trees and harvested fruit, and others direct market their crops through farmers markets, grocery stores and CSAs. Many growers plant a variety of fruit trees and shrubs to ensure multiple harvest times throughout the year, thus continued cash flow. In 2021, commercial fruit crops were harvested on roughly 1,882 acres. Gross farm value for commercial fruit production was \$29.9 million in 2021, down from \$31.0 million in 2020.

Commercial Greenhouse Vegetables

Greenhouse vegetables are grown throughout the state. There are two primary purposes of modified growing structure vegetable production in Louisiana. The first is to produce warm season vegetables such as tomatoes and cucumbers in the winter. The second is to start warm season production of vegetable crops earlier in the year (December and January) which enables farmers to come to the market early with produce and demand a higher price. Lettuce production is also popular in Louisiana greenhouses and high tunnels. Lettuce production is completed in hydroponic

Plant Enterprises

systems when in controlled environments. This enables growers to keep roots intact on the lettuce heads, thus extending the post-harvest life span of lettuce without having to remove soil from the plants or roots.

Three primary crops grown in modified structures are lettuce, tomatoes and cucumbers. 2021 Gross farm value of greenhouse edible crops in Louisiana is \$4.47 million.

The LSU AgCenter conducts extension efforts related to greenhouse tomato production at the Red River Station in Bossier City. Ms. Carrier Lott conducts all experiments. The Natural Resource Conservation Service offers monetary incentives for producers to invest in high tunnel structures. For more information on the environmental and economic benefits of high tunnel production plus information regarding this program please visit this website: <https://www.nrcs.usda.gov/programs-initiatives/eqip-high-tunnel-initiative>

Hay Sold

Hay production for commercial sales is a limited part of the total hay production in Louisiana. Nevertheless, hay produced from 199 acres of alfalfa and 365,545 acres of grasslands was sold by 3,624 producers in 2021. Yields averaged 2.7 tons per acre from the grasslands harvested for sale and 5.5 tons per acre from the alfalfa harvested for sale. Production included 975,413 tons of grass hay and 1,087 tons of alfalfa hay. Compared to numbers reported in 2020, the acreage of grasslands used for commercial hay production decreased by 1%.

Weather conditions were conducive for optimum hay production during most of 2021. However, Hurricane Ida hit the southeast region in late-August and had a negative impact on hay production for the remainder of 2021. The hurricane deposited much debris and fallen trees on hayfields, and thus some acres of hay were not harvested. Gross farm value of all hay sales, including some minor alfalfa production, was \$100.4 million, which was an increase of about 1.6% from the previous year.

Home Vegetable Gardens

In typical years the number of home gardens fluctuates greatly with people's interest and the economy. When economic conditions are weak or in 2021 with the COVID-19 pandemic resulting in more people spending more time at home, the number of households planting home gardens increased dramatically. The National Gardening Association found that 19 million new gardeners were gained during the COVID-19 pandemic. Many of these gardeners started growing home gardens because they had more free time than before the pandemic. And many started gardening because they were troubled by the lack of food availability at chain grocery stores.

Vegetable gardening not only provides food but is also reported to reduce stress and provide a mental break from the day. Research conducted by the U.S. Department of Agriculture indicated approximately 1 in 3 households have some kind of garden, including backyard fruit trees, vegetable plots, berry patches, etc.

With this assumption of a garden for 1 in every 3 households, a methodology based on parish population data was developed to estimate the number of gardens in each parish of the state. Louisiana population in 2021 was estimated at 4.63 million people. Assuming 2.6 people in every household, the total number of households in the state is approximately 1.78 million. Further, assuming roughly 35% of the households have home gardens, translates in a total of roughly 623,000 home gardens in the state. Based on the USDA study, the average value of a home garden was roughly \$525 in 2008. Using annual price changes of a mix of vegetable and fruits that would be believed to be grown in the typical Louisiana home garden, that estimated value from 2008 is adjusted annually to estimate a current value of home gardens. For 2021, the estimated value of a home garden was calculated at \$544. Given these assumptions, the estimated gross farm value of home vegetable gardens was estimated at \$338.8 million.

Nursery Crops

The commercial nursery industry in Louisiana is primarily focused on woody ornamentals (trees and shrubs), floriculture and bedding plants, foliage crops and some fruit and nut tree nursery stock production. In 2020, commercial nursery crop production in Louisiana had a record year in sales, with expansion of housing causing a demand for plants,

Plant Enterprises

plus a necessary replanting after catastrophic storms and floods. The pandemic contributed to estimates of well over 15 million new gardeners nationwide. Moreover, during stay-at-home orders of 2020, many Louisiana residents put time, effort, and money into landscapes causing a major influx of customers and purchasing. With the nursery industry being declared “essential” the industry was able to take full advantage of the increase in spending. Heavy rains, hard freezes and hurricanes hit the ornamental production area in 2020.

These growth trends continued into 2021, with continued growth in sales from the historic marks of 2020. Continued extreme weather events, like the winter freeze and Hurricane Ida resulted in massive boosts to nursery sales, as plants and landscapes were replaced. Further, the nursery market is said to follow the housing market as new housing developments must be landscaped. The strong housing market in 2021 supported continued growth of the Louisiana nursery industry. The nursery industry saw implementations of holistic price increase in 2021, as demand for plants outpaced availability. This along with global supply chain issues on inputs (plastic pots, fertilizer, soilless media) put a premium on available plants. These price increases are expected to continue into the coming years until healthy supply chains are reestablished. Conservatively, a 3% increase in sales from 2020 was observed across the entire nursery industry.

Peanuts

In 2021, four producers planted and harvested 2,578 acres of peanuts compared to nine producers and 2,578 acres in 2020. Yields averaged 4820 and 4,757 pounds per acre in 2021 and 2020, respectively. Total production was similar for both years: 2021 (12.4 million pounds) and 2020 (12.2 million pounds). These yields are reflective of a good growing season during both years. Soilborne disease (stem rot) pressure continued to plague peanut fields and increased input cost associated with fungicide applications.

Pecans

The 2021 pecan production season was on the “on” phase of the alternate bearing cycle for most of the state. In particular, Elliot trees were highly productive. Hurricane events did reduce some productivity later in the season, but many mid-season and later cultivars were not significantly affected. A total of 3.6 million pounds of improved pecans were produced in 2021 while native varieties produced an additional 2.6 million pounds. This resulted in total pecan production of 6.2 million pounds with a gross farm value of \$5.88 million. This compares to total production in 2020 of 6.6 million and a gross farm value of \$5.93 million. Despite the reduction in production, an increase in pecan prices in 2021 helped to limit the reduction in gross farm value.

Rice

Louisiana planted over 406,000 acres in 2021. The Rice Variety by Parish Survey conducted annually by extension agents indicated that Louisiana planted approximately 90% long grain, 9% medium grain and 1% special purpose rice varieties. The top planted rice varieties and hybrids included CLXL745 (19%), PVL02 (12%), Cheniere (11%), CLL 17 (9%), Mermentau (6%), CL153 (5%), Jupiter (8%), XP753 (8%) and others (12%). Clearfield seed technology in both inbred and hybrid rice varieties made up approximately 50% of the acres. The Provisia herbicide technology was planted on 12% of the total acreage.

Many farmers and others related to the rice industry will tell you that when it comes to rice farming, every year has its challenges. Many farmers have indicated that 2021 will go down as one of the most agronomically challenging seasons they ever witnessed in their careers. The simple answer is rain. Rainfall started prior to planting and did not consistently slow down until well after heading.

The frequent rainfall caused many early season problems. First and foremost were issues with stand establishment. There was a very short window where the soil was dry enough to plant, which occurred during the early part of March. Most producers in south Louisiana scrambled to plant as much as they could during this brief window. North Louisiana was not as lucky because the rain just fell continuously. Many producers water planted not knowing if the rain would ever cease. The frequent rainfall events continued causing many of the newly emerged seedlings to become submerged. A frequent question field was how long seedling rice could stay submerged. Based on previous research and experiences,

Plant Enterprises

it was felt that, in most situations, seedlings could survive for eight to ten days. In many cases, rice germinated but did not emerge before heavy rains returned. This resulted in less-than-adequate stands forcing many acres to be replanted.

Another problem with the early season rainfall was with pre-flood nitrogen (N) fertilization. Pre-flood N fertilizer should be applied on dry ground followed by the field being flooded as quickly as possible to maximize fertilizer efficiency. Wet soil conditions also caused a lot of problems for mid-season N applications. This was due to airplanes, in many cases, being unable to grass strips to take off or land, forcing flying services to use paved strips. In cases where producers' fields were not near the paved strips, an additional taxi fee was charged, increasing producer costs. To avoid these additional fees, producers questioned how long they could delay their mid-season N application, with the hopes that improved weather conditions would allow the use of on-farm, grass air strips and eliminate the additional fees.

In Louisiana, high incidence of leaf blast was observed in several varieties. The blast pressure was so great, that many producers opted to make two fungicide applications for the disease. Luckily, the incidence of rotten neck blast was not as bad as expected in most varieties.

Nitrogen fertilizer deficiencies coupled with the excessively cloudy weather associated with the persistent rainfall during the first three-fourths of the season all suggested lower-than-normal yields. Fortunately, rainfall began to decline as harvest began. The dryer conditions during harvest helped to improve harvest efficiency, helped to reduce rutting, and aided in the establishment of the ratoon crop.

In 2021, the statewide rice average yield was estimated at 6,944 pounds per acre (42.8 barrels or 154.3 bushels per acre), up slightly from 6,856 pounds per acre in 2020. While yield was up 1.2%, total production was down roughly 12% due to lower acreage. A total of 27.93 million hundredweights of rice was produced on 402,288 harvested acres in 2021. The gross farm value in 2021 for rice produced was \$382.9 million down from \$418.1 million in 2020. When value-added activities of \$127.5 million are considered, the total economic impact of the rice industry was estimated at \$510.5 million, down from \$557.3 million in 2020.

Sod and Turfgrass Production

During 2021, sod was produced by 12 Louisiana sod farmers on 2,970 acres of fine turfgrasses, compared with 11 sod producers farming 3,109 acres in 2020. Despite a slight increase in the number of producers, total production acreage continued a declining trend experienced over the last several years. This contraction in acreage may be linked to the lack of available labor and increased production cost. About 60% of the sod acreage in Louisiana is centipedegrass and about one-third is St. Augustinegrass. The remaining acreage is divided among hybrid bermudagrass and zoysia. Zoysia demand has increased over the last several years and remains as more trouble-free alternative to St. Augustinegrass and centipedegrass. Shipping costs are always a major component in the eventual price of sod. Out-of-state sod farms remained a major competitor for our Louisiana producers, especially in the southern Louisiana market.

The gross farm value of sod and turfgrass sales in 2021 was estimated to be \$21.1 million, down from \$22.1 million in 2020. This reduction in gross farm value is directly attributable to the contraction of the industry that occurred in 2021. Value-added activities for turfgrass production were estimated at \$15.8 million, so the total value of sod and turfgrass production in Louisiana during 2021 was \$36.9 million.

Soybeans

In 2021, 1.08 million acres of soybean were planted by 1,710 producers. A total of 1.07 million acres were harvested with an average yield of 54.8 bushels per acre. Total soybean production in 2021 was 58.5 million bushels, an increase of 6.9 million bushels compared to 2020. At \$11.85 per bushel, the average unit price for soybeans in 2021 increased \$2.71 per bushel from 2020. The planting season began behind schedule due to persistent rains. There were a few weeks of slightly cooler average temperatures, which could have helped the increase in final average yield across the state. The rain events and cooler temperatures allowed many producers to decrease the number of times they irrigated. Unfortunately, persistent rain events continued into harvest season. The late-season precipitation caused harvest progress to slow down and caused mature seed quality loss in some later planted fields.

Plant Enterprises

Sugarcane

In 2021, sugarcane was grown on 510,537 acres in 25 Louisiana parishes. An estimated 474,800 acres were available for harvest for sugar. The 11 operating raw sugar factories in the state processed 15,163,536 tons of sugarcane. The average yield of cane produced from each harvested acre was 32.5 tons/acre. The average sugar recovery at the 11 raw sugar factories was 242 pounds of sugar (96° pol) per ton of cane. The yield of commercially recoverable sugar produced per harvested acre was approximately 7,719 pounds.

The 2021 sugarcane growing had above average rainfall during the spring and summer months. Spring cultivation and fertilization were made difficult by the excess rainfall. Many growers switched to fertilizer application with a single coulter down the row middle. Populations of the Mexican rice borer (MRB) continued to increase and move eastward. MRB was the predominate stalk borer on the west side of the Atchafalaya basin.

Above normal rainfall in August delayed planting. Hurricane Ida made landfall in southeast Louisiana, causing significant lodging and yield loss in the southeastern most parishes of the sugarcane growing area. More growers switched to billet planting in 2021.

Most of the 2021 harvest season was dry, which had a beneficial effect on sugar recovery. The dry weather also allowed for post-harvest cultivation and plowing out of fields for replanting. The sugar industry was spared of late winter freezes.

Sweet Potatoes

Due to all the rains and flooding, 2021 Louisiana sweet potato crop season started out to be potentially a very difficult year for sweet potato production. Early rain events in some locations amounted to 8-9 inches per event in some growing areas of the state. These heavy rains events occurred multiple times. Plant bed establishment was hindered due to wet soil conditions and field preparation was delayed. As the season progressed into planting time some production areas had windows in weather that gave an opportunity to plant the sweet potato crop on a timely basis while other areas experienced delays.

Fortunately, the hurricane events that normally occur during the season did not greatly impact the sweet potato crop. Growers did have issues with weed control due to limited chemical options for the crop and being able to put out timely applications of herbicides to control weeds and greases due to weather events. There were concerns that with the wetter than normal conditions how storage roots would be impacted. Most locations experienced a good yield. However, some producers experienced rain events that caused some spoilage of potatoes both in the field and in storage. Overall, most producers were satisfied with harvest yields.

Louisiana planted 7,118 acres of sweet potatoes in 2021 with harvested acreage at 6,925. Major varieties are Orleans, Beauregard and Bayou Belle. A large percentage of the Louisiana sweet potato crop goes to processing for sweet potato fries, especially acres produced in the northern production parishes. There is still a good demand for Louisiana sweet potatoes in the fresh market sector. Major producing parishes are West Carroll, Franklin, Acadia, Avoyelles, Morehouse, Evangeline and St. Landry. Louisiana ranks fourth in United States sweet potato production behind North Carolina, Mississippi and California.

Louisiana sweet potato farm-gate value for 2021 is estimated at roughly \$49 million dollars. Value-added activities added another \$36.7 million to the farm-gate value bring the total economic impact in 2021 to \$85.7 million.

Vegetables, Commercial

The Louisiana vegetable industry is incredibly diverse both in the types of crops grown and the backgrounds of farmers growing those vegetables. Louisiana vegetable producers use conventional, sustainable, and organic production practices. Several farms solely use organic production practices but very few Louisiana vegetable farms are certified organic. The lack of organic certification is because of the costs and paperwork associated with certification. Many Louisiana vegetable producers' direct market to the consumer and feel confident in developing a relationship and trust with the consumers to ensure them that our vegetables are produced using safe methods. The typical vegetable farm is

Plant Enterprises

between 0.5 and 20 acres in Louisiana. We do have larger producers growing anywhere from 40 to several hundred acres per farm. Compared to row crop farming this is very small acreage, but vegetables have a very high return per acre. As with all farming, vegetable crop production is highly dependent on the weather and labor availability. Almost all vegetable crops are hand planted, maintained and harvested. There are a few exceptions with some peppers, field peas and beans that are mechanically harvested.

Louisiana vegetable producers grow a wide range of crops throughout the entire year. Vegetable crops can be planted and harvested year-round. We do have distinct fall, spring and summer crops. The vegetable industry is represented by the Louisiana Fruit and Vegetable Growers Association. If perspective farmers are interested in growing vegetables, please contact your local county agent to find out when field days are held and to obtain pamphlets on vegetable crop production.

Based on planted acreage, the top 5 vegetable crops in 2021 were watermelons with 678 planted acres, southern peas with 541 acres, sweet corn with 474 acres, field tomatoes with 292 acres and okra with 259 acres. Based on gross farm value, the top 5 crops in 2021 were field tomatoes at \$12.6 million, watermelons at \$4.8 million, okra at \$3.3 million, southern peas at \$2.0 million, and sweet corn at \$1.9 million. In total, gross farm value across all vegetable crops was estimated at \$41.7 million in 2021. This was down from \$45.5 million in 2020, mainly due to difficulties associated with excessive rainfall and Hurricane Ida.

No matter where they reside, Louisiana vegetable farmers are a resilient group of people. We expect Louisiana vegetable production to sustain itself in years to come.

Wheat

There were 90 producers that planted 26,350 acres in 2021. This compares to 52 producers and 12,011 acres in 2020. Harvest conditions were favorable; however, a severe freeze on March 20 damaged some of the crop. Harvested acres were 11,536 and 25,806 for 2020 and 2021, respectively. Average yield was 59.4 bushels per acre, and 56.7 bushels per acre in 2020. Scab (*Fusarium* head blight) and other foliar diseases were not severe. Gross farm value for wheat was estimated at \$10.1 million in 2021 as compared to \$3.1 million in 2020. Increased acreage and production along with slightly higher wheat prices helped drive the gross farm value significantly higher in 2021.

2021 Progress Report

Animal Commodities

| Commodity | Gross Farm Value | Value Added | Total Value |
|-------------------|------------------------|----------------------|------------------------|
| Cattle and Calves | \$364,662,816 | \$45,582,852 | \$410,245,668 |
| Milk | \$25,051,027 | \$40,332,154 | \$65,383,181 |
| Horses | \$370,352,200 | \$40,738,742 | \$411,090,942 |
| Poultry | \$894,511,718 | \$872,148,926 | \$1,766,660,644 |
| Rabbits | \$175,105 | \$18,386 | \$193,491 |
| Quail/Pheasant | \$60,280 | \$6,631 | \$66,911 |
| Sheep | \$1,788,256 | \$205,649 | \$1,993,905 |
| Goats | \$3,222,699 | \$402,837 | \$3,625,536 |
| Swine | \$1,741,840 | \$217,730 | \$1,959,570 |
| Exotic Animals | \$285,600 | \$29,988 | \$315,588 |
| Total | \$1,661,851,541 | \$999,683,895 | \$2,661,535,436 |

Fisheries and Wildlife Commodities

| Commodity | Gross Farm Value | Value Added | Total Value |
|--------------------------|----------------------|----------------------|------------------------|
| Aquaculture | \$412,626,132 | \$278,522,639 | \$691,148,771 |
| Freshwater Fisheries | \$16,024,294 | \$14,021,257 | \$30,045,551 |
| Marine Fisheries | \$243,122,135 | \$237,044,082 | \$480,166,217 |
| Fur Animals | \$26,410 | \$6,603 | \$33,013 |
| Alligators (wild) | \$3,197,517 | \$1,758,634 | \$4,956,151 |
| Hunting Lease Enterprise | \$137,930,765 | \$11,724,115 | \$149,654,880 |
| Honey | \$4,845,837 | \$1,211,459 | \$6,057,296 |
| Total | \$817,773,090 | \$544,288,789 | \$1,362,061,879 |

Plant Commodities

| Commodity | Gross Farm Value | Value Added | Total Value |
|-------------------------------|------------------------|------------------------|------------------------|
| Cotton | \$117,561,513 | \$29,390,378 | \$146,951,891 |
| Feed Grain Crops | \$608,121,891 | \$106,421,331 | \$714,543,222 |
| Forestry | \$809,099,989 | \$2,427,299,966 | \$3,236,399,955 |
| Fruit Crops | \$29,991,979 | \$10,497,193 | \$40,489,172 |
| Greenhouse Vegetables | \$4,465,647 | \$1,562,977 | \$6,028,624 |
| Hay, Sold | \$100,431,491 | \$17,575,511 | \$118,007,002 |
| Home Gardens | \$338,846,176 | \$0 | \$338,846,176 |
| Nursery Stock and Ornamentals | \$118,889,606 | \$65,389,283 | \$184,278,889 |
| Other Oilseed | \$0 | \$0 | \$0 |
| Peanuts | \$2,903,821 | \$435,573 | \$3,339,394 |
| Pecans | \$5,884,358 | \$1,618,199 | \$7,502,557 |
| Rice | \$382,961,591 | \$127,526,210 | \$510,487,801 |
| Sod Production | \$21,098,880 | \$15,824,160 | \$36,923,040 |
| Soybeans | \$692,824,233 | \$121,244,241 | \$814,068,474 |
| Sugarcane | \$690,985,365 | \$479,543,843 | \$1,170,529,208 |
| Sweet Potatoes | \$48,970,022 | \$36,727,516 | \$85,697,538 |
| Vegetables, Commercial | \$41,661,520 | \$56,243,051 | \$97,904,571 |
| Perique Tobacco | \$207,000 | \$155,250 | \$362,250 |
| Wheat | \$10,149,550 | \$1,776,171 | \$11,925,721 |
| Total | \$4,025,054,631 | \$3,499,230,853 | \$7,524,285,485 |

| | | | |
|--------------------------------|------------------------|------------------------|-------------------------|
| Total - All Commodities | \$6,504,679,262 | \$5,043,203,537 | \$11,547,882,800 |
|--------------------------------|------------------------|------------------------|-------------------------|

2021 Progress Report

Animal Commodities 2017 - 2021

| Year | Gross Farm Value | Value Added | Total Value |
|------|------------------|-----------------|-----------------|
| 2017 | \$1,727,001,349 | \$1,027,139,040 | \$2,754,140,389 |
| 2018 | \$1,822,635,846 | \$1,148,062,770 | \$2,970,698,616 |
| 2019 | \$1,639,275,384 | \$1,026,724,031 | \$2,665,999,415 |
| 2020 | \$1,587,198,822 | \$925,285,066 | \$2,512,483,888 |
| 2021 | \$1,661,851,541 | \$999,683,895 | \$2,661,535,436 |

Fisheries and Wildlife Commodities 2017 - 2021

| Year | Gross Farm Value | Value Added | Total Value |
|------|------------------|---------------|-----------------|
| 2017 | \$885,406,580 | \$585,241,055 | \$1,470,647,635 |
| 2018 | \$859,458,279 | \$567,855,647 | \$1,427,313,926 |
| 2019 | \$852,789,977 | \$568,746,680 | \$1,421,536,657 |
| 2020 | \$778,137,594 | \$523,823,145 | \$1,301,960,739 |
| 2021 | \$817,773,090 | \$544,288,789 | \$1,362,061,879 |

Plant Commodities 2017 - 2021

| Year | Gross Farm Value | Value Added | Total Value |
|------|------------------|-----------------|-----------------|
| 2017 | \$3,741,840,731 | \$3,801,170,414 | \$7,543,011,146 |
| 2018 | \$3,677,627,295 | \$3,594,395,625 | \$7,272,022,920 |
| 2019 | \$3,441,935,295 | \$3,630,281,954 | \$7,072,217,248 |
| 2020 | \$3,581,089,826 | \$3,515,764,024 | \$7,096,853,849 |
| 2021 | \$4,025,054,631 | \$3,499,230,853 | \$7,524,285,485 |

Progress Measured in Dollars for 5 years Animal, Fisheries, Wildlife and Plant Commodities

| Year | Gross Farm Value | Value Added | Total Value |
|------|------------------|-----------------|------------------|
| 2017 | \$6,354,248,660 | \$5,413,550,509 | \$11,767,799,170 |
| 2018 | \$6,359,721,419 | \$5,310,314,042 | \$11,670,035,461 |
| 2019 | \$5,934,000,656 | \$5,225,752,665 | \$11,159,753,320 |
| 2020 | \$5,946,426,242 | \$4,964,872,235 | \$10,911,298,476 |
| 2021 | \$6,504,679,262 | \$5,043,203,537 | \$11,547,882,800 |

————— **2021** —————

STATE TOTALS

| State of Louisiana | | | | | Plant Enterprises Production | | |
|---|---------------------|---------------|-----------------|----------------|------------------------------|-------------------|------------------|
| Crop | Number of Producers | Planted Acres | Harvested Acres | Yield Per Acre | Total Production | Measure | Gross Farm Value |
| PLANT ENTERPRISES (TOTAL) | * | | | | | | \$4,025,054,631 |
| COTTON (TOTAL) | 266 | 104,383.9 | 102,787.6 | | | | \$117,561,513 |
| • Lint - Irrigated | * | 59,069.1 | 58,638.1 | 1,137.31 | 66,689,818 | lbs. | \$52,284,817 |
| • Lint - Non-irrigated | * | 45,314.8 | 44,149.5 | 1,026.04 | 45,299,125 | lbs. | \$35,514,514 |
| • Seed - Irrigated | * | 59,069.1 | 58,638.1 | 1,819.70 | 106,703,708 | lbs. | \$17,723,486 |
| • Seed - Non-irrigated | * | 45,314.8 | 44,149.5 | 1,641.66 | 72,478,600 | lbs. | \$12,038,696 |
| FORESTRY (TOTAL) | * | 60.0 | 55.0 | | | | \$809,099,989 |
| • Pulpwood | * | | | | | | |
| ◦ Pine | * | | | | 4,345,041 | cords | |
| ◦ Hardwood | * | | | | 446,991 | cords | |
| • Chip & Saw | * | | | | 869,624 | cords | |
| • Saw Timber | * | | | | | | |
| ◦ Pine | * | | | | 945,164,887 | board feet | |
| ◦ Hardwood | * | | | | 50,057,021 | board feet | |
| • Total Pulpwood, Chip & Saw, Saw Timber FOB Mill | * | | | | | | \$804,961,511 |
| • Total Forestry Stumpage | * | | | | | | \$343,283,798 |
| • Christmas Trees | 28 | | | | 7,517 | trees | \$631,428 |
| • Pine Straw | 9 | | | | 49,850 | bales (40 lbs.) | \$149,550 |
| • Forestry Seedlings | * | 60.0 | 55.0 | 718,181.82 | 39,500,000 | seedlings (1,000) | \$3,357,500 |
| FRUITS (TOTAL) | * | 203.8 | 1,882.4 | | | | \$29,991,979 |
| • Blackberries | 87 | | 98.5 | 4,679.23 | 460,905 | pints | \$2,350,614 |
| • Blueberries | 100 | | 391.7 | 4,011.25 | 1,571,205 | lbs. | \$7,463,225 |
| • Citrus | * | | 558.8 | | | | \$5,592,615 |
| ◦ Navels | 68 | | 126.3 | 166.83 | 21,071 | bu. | \$1,011,389 |
| ◦ Satsumas | 164 | | 416.6 | 251.92 | 104,951 | bu. | \$4,303,007 |
| ◦ Other Citrus | 37 | | 15.9 | 393.21 | 6,252 | bu. | \$278,218 |
| • Figs | 118 | | 59.5 | 2,754.47 | 163,891 | lbs. | \$614,592 |
| • Mayhaws | * | | 318.3 | | | | \$2,046,696 |
| ◦ Native | 51 | | 212.0 | 2,502.92 | 530,620 | lbs. | \$1,459,205 |
| ◦ Orchard | 32 | | 106.3 | 2,763.36 | 293,746 | lbs. | \$587,491 |
| • Muscadines | * | | 112.2 | | | | \$945,241 |
| ◦ Muscadines (Fresh) | 39 | | 63.2 | 1,199.73 | 75,823 | gals | \$834,053 |
| ◦ Muscadines (Commercial) | 7 | | 49.0 | 10.86 | 532 | tons | \$111,188 |

| | | | | | | |
|---------------------------------|-------|-------------|-------------|----------------------|-------------------------|---------------|
| • Peaches | 38 | | 108.5 | 90.64 | 9,835 bu. | \$443,536 |
| • Pears | 17 | | 31.1 | 107.10 | 3,331 bu. | \$65,785 |
| • Strawberries | 49 | 203.8 | 203.8 | 1,975.86 | 402,680 flats | \$10,469,675 |
| FEED GRAINS (TOTAL) | * | 603,903.3 | 596,219.0 | | | \$608,121,891 |
| • Corn | 1,043 | 551,647.6 | 545,373.4 | 189.98 | 103,610,455 bu. | \$583,326,862 |
| • Grain Sorghum | 83 | 51,507.9 | 50,097.7 | 82.39 | 4,127,673 bu. | \$24,642,210 |
| • Oats | 13 | 747.8 | 747.8 | 54.35 | 40,643 bu. | \$152,819 |
| GREENHOUSE VEGETABLES (TOTAL) | * | | 250,486.2 | | | \$4,465,647 |
| • Tomatoes | 62 | | 239,011.2 | 6.63 Yield / sq. ft. | 1,584,024 lbs. | \$4,356,067 |
| • Cucumbers | 19 | | 3,000.0 | 5.51 Yield / sq. ft. | 16,540 lbs. | \$33,080 |
| • Other | 4 | | 12,750.0 | 2.00 Yield / sq. ft. | 25,500 lbs. | \$76,500 |
| HAY FOR SALE (TOTAL) | * | | 365,744.3 | | | \$100,431,491 |
| • Alfalfa | 4 | | 199.3 | 5.45 | 1,087 tons | \$237,022 |
| • Grass | 3,620 | | 365,545.0 | 2.67 | 975,413 tons | \$100,194,469 |
| HOME GARDENS (TOTAL) | * | | | | | \$338,846,176 |
| NURSERY CROPS (TOTAL) | * | | 10,492.4 | | | \$118,889,606 |
| • Fruit and Nut Trees | 63 | | 77.2 | | acre | \$6,911,705 |
| • Floraculture & Bedding Plants | 164 | | 249.9 | | acre | \$43,703,317 |
| • Woody Ornamentals | 332 | | 1,311.3 | | acre | \$65,017,173 |
| • Foliage Plants | 83 | | 8,854.0 | | acre | \$3,257,411 |
| PEANUTS (TOTAL) | 7 | 2,585.2 | 2,585.2 | 4,820.90 | 12,462,750 lbs. | \$2,903,821 |
| PECANS (TOTAL) | * | | 20,879.2 | | | \$5,884,358 |
| • Improved | 326 | | 10,482.2 | 346.17 | 3,628,643 lbs. | \$4,572,090 |
| • Native | 2,100 | | 10,397.0 | 252.43 | 2,624,538 lbs. | \$1,312,269 |
| RICE (TOTAL) | 533 | 406,505.2 | 402,288.2 | 69.44 | 27,933,012 cwt. | \$382,961,591 |
| SOD PRODUCTION (TOTAL) | 12 | | 2,970.0 | | acre | \$21,098,880 |
| SOYBEANS (TOTAL) | 1,710 | 1,079,896.3 | 1,067,005.3 | 54.79 | 58,466,180 bu. | \$692,824,233 |
| SUGARCANE (TOTAL) | * | 510,537.1 | 474,799.5 | | | \$690,985,365 |
| • Raw Sugar | 465 | 510,537.1 | 474,799.5 | 7,718.63 | 3,664,803,058 lbs. | \$659,664,550 |
| • Molasses | * | 510,537.1 | 474,799.5 | 166.41 | 79,013,154 gal. | \$31,320,814 |
| SWEET POTATOES (TOTAL) | 39 | 7,118.1 | 6,924.8 | 507.61 | 3,515,061 bu. (50 lbs.) | \$48,970,022 |
| • Sweet Potatoes (Canning) | * | 7,118.1 | 6,924.8 | | bu. (50 lbs.) | |
| • Sweet Potatoes (Fresh) | * | 7,118.1 | 6,924.8 | 196.93 | 1,363,715 bu. (50 lbs.) | \$30,683,583 |
| • Sweet Potatoes (Processing) | * | 7,118.1 | 6,924.8 | 310.67 | 2,151,346 bu. (50 lbs.) | \$18,286,439 |
| TOBACCO (PERIQUE) (TOTAL) | 27 | 75.0 | 75.0 | 230.00 | 17,250 lbs. | \$207,000 |

| VEGETABLES (TOTAL) | * | 3,941.5 | 3,699.6 | | | \$41,661,520 |
|------------------------------|-----|---------|---------|----------|--------------------------|--------------|
| • Beets | 28 | 5.9 | 5.9 | 791.97 | 4,633 doz. bunches | \$60,229 |
| • Broccoli (Fresh) | 89 | 52.8 | 49.8 | 325.53 | 16,211 cartons (20 lbs.) | \$486,336 |
| • Cabbage | * | 169.8 | 166.3 | | | \$1,424,038 |
| ° Cabbage (Fresh) | 92 | 169.8 | 167.3 | 567.46 | 94,936 sacks (50 lbs.) | \$1,424,038 |
| • Cantaloupe | 71 | 59.0 | 56.5 | 248.33 | 14,018 cartons (40 lbs.) | \$504,662 |
| • Carrots | 48 | 12.8 | 12.8 | 637.73 | 8,163 doz. bunches | \$163,260 |
| • Cauliflower | 84 | 44.1 | 43.6 | 392.06 | 17,074 cartons (20 lbs.) | \$495,146 |
| • Collards | * | 63.9 | 63.9 | | | \$640,373 |
| ° Collards (Fresh) | 100 | 63.8 | 63.8 | 528.55 | 33,695 doz. bunches | \$640,203 |
| ° Collards (Processing) | * | 0.1 | 0.1 | 18.00 | 2 tons | \$170 |
| • Cucumber | * | 182.3 | 180.7 | | | \$1,007,106 |
| ° Cucumber (Fresh) | 181 | 182.3 | 180.7 | 285.89 | 51,646 bu. (50 lbs.) | \$1,007,106 |
| • Eggplant | 84 | 53.0 | 50.1 | 908.40 | 45,511 bu. (33 lbs.) | \$728,176 |
| • Garlic | 24 | 10.5 | 10.5 | 3,041.26 | 31,933 lbs. | \$63,867 |
| • Irish Potatoes | * | 103.3 | 99.3 | | | \$1,611,168 |
| ° Irish Potatoes (Fresh) | 122 | 103.3 | 103.3 | 219.68 | 22,693 cwt. | \$1,611,168 |
| • Lima Beans | * | 37.0 | 29.0 | | | \$109,344 |
| ° Lima Beans (Fresh) | 19 | 37.0 | 29.0 | 120.66 | 3,499 bu. (32 lbs.) | \$109,344 |
| • Mirliton | 12 | 5.3 | 5.3 | 1,101.51 | 5,838 lbs. | \$18,974 |
| • Mustard (Fresh) | 224 | 246.5 | 171.3 | 554.39 | 94,939 doz. bunches | \$1,708,898 |
| • Okra (Fresh) | 275 | 259.5 | 256.5 | 261.50 | 67,062 bu. | \$3,286,028 |
| • Onions | 45 | 26.9 | 24.4 | 182.05 | 4,442 bag (50 lbs.) | \$84,398 |
| • Green Onions | 76 | 26.0 | 26.0 | 1,465.80 | 38,038 lbs. | \$85,584 |
| • Parsley | 34 | 4.2 | 4.2 | 741.29 | 3,113 doz. bunches | \$62,268 |
| • Peppers | * | 208.7 | 202.4 | | | \$4,010,952 |
| ° Banana | 28 | 21.0 | 19.6 | 282.50 | 5,537 bu. (25 lbs.) | \$193,795 |
| ° Bell | 129 | 143.9 | 139.9 | 707.66 | 98,987 bu. (28 lbs.) | \$2,449,938 |
| ° Chili - Anaheim (Fresh) | * | 1.0 | 1.0 | 645.00 | 645 bu. (25 lbs.) | \$22,575 |
| ° Jalapeno | * | 7.0 | 7.0 | | | \$55,315 |
| - Jalapeno (Fresh) | 43 | 7.0 | 7.0 | 218.57 | 1,537 bu. (25 lbs.) | \$55,315 |
| - Jalapeno (Processing) | * | 0.0 | 0.0 | | cwt. | |
| ° Tabasco Green (Processing) | * | 5.9 | 5.9 | 661.00 | 3,900 cwt. | \$222,294 |
| ° Tabasco Red (Processing) | * | 29.9 | 29.9 | 683.00 | 20,422 cwt. | \$1,067,034 |

| | | | | | | |
|-------------------------|-----|----------|----------|----------|------------------------|--------------|
| • Pumpkin (Fresh) | 21 | 38.1 | 32.1 | 145.52 | 4,671 cwt. | \$411,051 |
| • Pumpkin - Cushaw | 6 | 4.0 | 4.0 | 40.00 | 160 cwt. | \$24,640 |
| • Radish | 48 | 4.6 | 4.6 | 487.17 | 2,241 doz. bunches | \$26,892 |
| • Shallots | 56 | 15.9 | 15.9 | 558.83 | 8,858 doz. bunches | \$212,580 |
| • Snap Beans (Fresh) | 114 | 81.1 | 81.1 | 135.09 | 10,956 bu. (30 lbs.) | \$547,800 |
| • Southern Peas (Fresh) | 140 | 541.0 | 539.0 | 111.57 | 60,138 bu. (24 lbs.) | \$2,014,623 |
| • Spinach (Fresh) | 28 | 8.2 | 8.2 | 156.34 | 1,282 bu. (25 lbs.) | \$38,460 |
| • Squash (Fresh) | * | 152.5 | 149.5 | | | \$1,471,678 |
| ° Yellow Squash | 148 | 92.3 | 91.3 | 200.49 | 18,300 bu. (45 lbs.) | \$823,516 |
| ° Zucchini Squash | 74 | 55.7 | 55.7 | 216.20 | 12,043 bu. (45 lbs.) | \$541,915 |
| ° Winter Squash | 25 | 4.5 | 4.5 | 260.89 | 1,174 bu. (45 lbs.) | \$106,247 |
| • Squash (Processing) | * | 6.0 | 6.0 | | | \$13,838 |
| ° Yellow Squash | 8 | 6.0 | 6.0 | 225.00 | 1,350 cwt. | \$13,838 |
| • Sweet Corn (Fresh) | 286 | 473.5 | 468.8 | 543.41 | 254,725 doz. ears | \$1,910,441 |
| • Tomatoes (Field) | 342 | 292.4 | 289.4 | 1,145.41 | 331,482 lugs (20 lbs.) | \$12,596,301 |
| • Turnips (Fresh) | 154 | 73.8 | 73.8 | 685.96 | 50,590 doz. bunches | \$1,011,790 |
| • Watermelon | 134 | 679.3 | 569.3 | 180.54 | 102,779 cwt. | \$4,830,622 |
| WHEAT (TOTAL) | 90 | 26,350.6 | 25,806.0 | 59.41 | 1,533,165 bu. | \$10,149,550 |

| State of Louisiana | | Fisheries & Wildlife Enterprises Production | | | | |
|--|---------------------|---|------------------|------------------|-------------------|------------------|
| Fisheries | Number of Producers | Units of Production | Units of Measure | Total Production | Measure | Gross Farm Value |
| FISHERIES & WILDLIFE ENTERPRISES (TOTAL) | * | | | | | \$817,773,090 |
| AQUACULTURE (TOTAL) | * | | | | | \$412,626,132 |
| • Crawfish (Farm) | 1,560 | 299,134 | Acres in Prod. | 175,926,570 | lbs. | \$292,038,106 |
| • Catfish (Farm) | 13 | 923 | Acres in Prod. | 6,533,300 | lbs. | \$10,453,280 |
| • Minnows | 6 | 55 | Acres in Prod. | 17,100 | lbs. | \$51,300 |
| • Fish bait | 23 | | | 1,032,000 | lbs. | \$11,352,000 |
| • Alligators (Farm) | * | | | 354,793 | number of animals | \$70,603,807 |
| • Oysters | 696 | | | 550,842 | sacks | \$26,795,880 |
| • Soft-shell Crabs | * | | | 4,012 | lbs. | \$27,758 |
| • Turtles | 5 | | | 400,000 | each | \$440,000 |
| • Other Species | 4 | 29 | Acres in Prod. | 19,200 | lbs. | \$864,000 |
| FRESHWATER FISHERIES (TOTAL) | * | | | | | \$16,024,294 |
| • Crawfish (Wild) | 1,948 | | | 8,298,969 | lbs. | \$11,486,602 |
| • Freshwater Finfish | 1,911 | | | 12,344,101 | lbs. | \$4,537,691 |

| | | | | | | |
|---------------------------|-------|-----------|------------------|--------------------------|--|---------------|
| MARINE FISHERIES (TOTAL) | * | | | | | \$243,122,135 |
| • Shrimp | 4,320 | | | 70,069,024 lbs. | | \$98,888,414 |
| • Crabs | 2,359 | | | 39,792,727 lbs. | | \$63,441,544 |
| • Commercial Finfish | 1,826 | | | 628,243,993 lbs. | | \$80,792,178 |
| FUR ANIMALS (TOTAL) | * | | | 3,899 pelts | | \$26,410 |
| ALLIGATORS (WILD) (TOTAL) | * | | | 15,104 number of animals | | \$3,197,517 |
| HUNTING LEASES (TOTAL) | * | | | | | \$137,930,765 |
| • Waterfowl | 1,454 | 1,721,795 | No. Acres Leased | acre | | \$48,898,964 |
| • All Other Game | 3,521 | 5,087,532 | No. Acres Leased | acre | | \$89,031,801 |
| HONEY (TOTAL) | 757 | 40,678 | No. Hives | 2,633,607 lbs. | | \$4,845,837 |

| State of Louisiana | | | | Animal Enterprises Production | | |
|----------------------------|---------------------|---------------------|------------------|-------------------------------|---------|------------------|
| Animal | Number of Producers | Units of Production | Units of Measure | Total Production | Measure | Gross Farm Value |
| ANIMAL ENTERPRISES (TOTAL) | * | | | | | \$1,661,851,541 |
| CATTLE & CALVES (TOTAL) | 11,636 | 563,544 | No. Cows | | | \$364,662,816 |
| • Steer Calves | * | | | | | \$147,951,629 |
| ◦ 300-400 lbs. | * | | | 44,036 | head | \$23,901,860 |
| ◦ 400-500 lbs. | * | | | 69,374 | head | \$45,972,069 |
| ◦ 500-600 lbs. | * | | | 62,086 | head | \$46,856,925 |
| ◦ 600-700 lbs. | * | | | 37,016 | head | \$31,220,775 |
| • Heifer Calves | * | | | | | \$104,780,491 |
| ◦ 300-400 lbs. | * | | | 38,016 | head | \$17,258,694 |
| ◦ 400-500 lbs. | * | | | 61,617 | head | \$34,520,924 |
| ◦ 500-600 lbs. | * | | | 52,212 | head | \$34,330,695 |
| ◦ 600-700 lbs. | * | | | 25,327 | head | \$18,670,178 |
| • Yearling Cattle | * | | | | | \$44,040,474 |
| ◦ 600-700 lbs. | * | | | 27,188 | head | \$21,485,861 |
| ◦ 700-800 lbs. | * | | | 26,345 | head | \$22,554,613 |
| • Cow-Calf Pairs | * | | | 34,957 | pair | \$36,341,297 |
| • Cull Cows | * | | | 50,527 | head | \$23,204,777 |
| • Cull Bulls | * | | | 6,724 | head | \$8,344,148 |
| DAIRY (TOTAL) | * | | | | | \$25,051,027 |
| • Dairy Cows | * | | | | | \$24,814,491 |
| ◦ Milk | 65 | 8,317 | No. Adult Cows | 123,262,855 | pounds | \$22,322,903 |
| ◦ Bred Heifers | * | | | 186 | head | \$223,200 |

| | | | | | |
|------------------------|--------------|---------------|--------------------------|------------------------------------|----------------------|
| ° Adult Cows | * | | | 463 head | \$578,750 |
| ° Cull Cows | * | | | 2,277 head | \$1,565,438 |
| ° Bull Calves | * | | | 3,740 head | \$74,800 |
| ° Breeding Age Bulls | * | | | 38 head | \$49,400 |
| • Dairy Goats | 65 | 577 | Total Adult Does | 407,822 pounds | \$236,537 |
| HORSES (TOTAL) | * | | | | \$370,352,200 |
| • Brood Mares | * | | | | \$62,861,200 |
| ° Race Horses | 1,588 | 7,836 | No. Brood Mares | 6,014 head | \$36,084,000 |
| ° Show Horses | 1,208 | 4,421 | No. Brood Mares | 3,094 head | \$12,376,000 |
| ° Recreation Horses | 8,961 | 20,700 | No. Brood Mares | 13,092 head | \$14,401,200 |
| • Stud Fees | * | | | | \$29,088,000 |
| ° Race Horses | * | 1,072 | No. Stallions | 9,156 mares bred | \$22,890,000 |
| ° Show Horses | * | 573 | No. Stallions | 2,683 mares bred | \$4,024,500 |
| ° Recreation Horses | * | 2,175 | No. Stallions | 4,347 mares bred | \$2,173,500 |
| • Race Horses | 2,063 | | | 10,719 head | \$107,190,000 |
| • Show Horses | 3,777 | | | 13,386 head | \$100,395,000 |
| • Recreation Horses | 21,108 | | | 47,212 head | \$70,818,000 |
| POULTRY (TOTAL) | * | | | | \$894,511,718 |
| • Broilers | 612 | | | 822,110,535 lbs. | \$838,552,746 |
| • Edible Eggs | 957 | 165,132 | No. Hens | 1,704,245 doz. eggs sold | \$1,533,821 |
| • Cull Hens | * | | | 5,621,128 lbs. | \$281,056 |
| • Breeder Flocks | 166 | 1,191,786 | No. Birds | 15,020,333 doz. hatching eggs sold | \$43,258,559 |
| • Pullets | 121 | | | 623,813 each | \$10,885,537 |
| RABBITS (TOTAL) | * | | | | \$175,105 |
| • Fryers | 241 | 8,867 | No. Animals | 31,821 lbs. | \$79,553 |
| • Does | 254 | 26,809 | No. Animals | 23,888 lbs. | \$95,552 |
| QUAIL (TOTAL) | 17 | 1,215 | No. Breed Stock | 15,070 each | \$60,280 |
| SHEEP (TOTAL) | 306 | 4,361 | No. Breeding Ewes | | \$1,788,256 |
| • Wool | * | 1,892 | No. Sheared | 9,226 lbs. | \$7,381 |
| • Slaughter Lambs | * | | | 2,875 cwt. | \$898,186 |
| • Feeder Lambs | * | | | 1,898 cwt. | \$377,555 |
| • Show Lambs | * | | | 706 head | \$282,400 |
| • Stocker Sheep | * | | | 410 head | \$99,446 |
| • Cull Sheep | * | | | 677 head | \$123,288 |
| GOATS (TOTAL) | 1,034 | 12,778 | No. Does | | \$3,222,699 |
| • Show Goats | * | | | 1,274 head | \$509,600 |

| | | | | |
|------------------------|-----|-------------------|------------|-------------|
| • Slaughter Goats | * | | 7,577 head | \$1,531,918 |
| • Stocker Goats | * | | 3,409 head | \$892,442 |
| • Cull Goats | * | | 1,408 head | \$288,739 |
| SWINE (TOTAL) | 313 | 2,284 No. Sows | | \$1,741,840 |
| • Show Pigs | * | | 2,137 head | \$854,800 |
| • Feeder Pigs | * | | 4,908 head | \$186,622 |
| • Slaughter Hogs | * | | 3,266 head | \$587,449 |
| • Culls | * | | 684 head | \$112,969 |
| EXOTIC ANIMALS (TOTAL) | * | | | \$285,600 |
| • Deer/Antelope | 41 | 1,270 No. Animals | 564 head | \$282,000 |
| • Llama | 3 | 13 No. Animals | 9 head | \$3,600 |

State of Louisiana - All Enterprises (TOTAL)

\$6,504,679,262

———— 2021 ————

PARISH TOTALS

| Acadia Parish | | | | | Plant Enterprises Production | | |
|---|---------------------|---------------|-----------------|-----------------------|------------------------------|---------------|------------------|
| Crop | Number of Producers | Planted Acres | Harvested Acres | Yield Per Acre | Total Production | Measure | Gross Farm Value |
| PLANT ENTERPRISES (TOTAL) | * | | | | | | \$115,471,353 |
| FORESTRY (TOTAL) | * | | | | | | \$199,137 |
| • Pulpwood | * | | | | | | |
| ° Pine | * | | | | 41 | cords | |
| ° Hardwood | * | | | | 15 | cords | |
| • Chip & Saw | * | | | | 21 | cords | |
| • Saw Timber | * | | | | | | |
| ° Pine | * | | | | 112,229 | board feet | |
| ° Hardwood | * | | | | 273,861 | board feet | |
| • Total Pulpwood, Chip & Saw, Saw Timber FOB Mill | * | | | | | | \$199,137 |
| • Total Forestry Stumpage | * | | | | | | \$100,295 |
| FRUITS (TOTAL) | * | | 50.0 | | | | \$528,125 |
| • Citrus | * | | 50.0 | | | | \$528,125 |
| ° Navels | 4 | | 30.0 | 150.00 | 4,500 | bu. | \$216,000 |
| ° Satsumas | 15 | | 15.0 | 200.00 | 3,000 | bu. | \$123,000 |
| ° Other Citrus | 4 | | 5.0 | 850.00 | 4,250 | bu. | \$189,125 |
| FEED GRAINS (TOTAL) | * | 6.0 | 6.0 | | | | \$4,729 |
| • Corn | * | 6.0 | 6.0 | 140.00 | 840 | bu. | \$4,729 |
| GREENHOUSE VEGETABLES (TOTAL) | * | | 10.0 | | | | \$688 |
| • Tomatoes | 12 | | 10.0 | 25.00 Yield / sq. ft. | 250 | lbs. | \$688 |
| HAY FOR SALE (TOTAL) | * | | 2,100.0 | | | | \$452,995 |
| • Grass | 65 | | 2,100.0 | 2.10 | 4,410 | tons | \$452,995 |
| HOME GARDENS (TOTAL) | * | | | | | | \$4,193,152 |
| NURSERY CROPS (TOTAL) | * | | 3.0 | | | | \$571,196 |
| • Floraculture & Bedding Plants | * | | 3.0 | | | acre | \$571,196 |
| RICE (TOTAL) | 85 | 84,331.0 | 84,331.0 | 71.00 | 5,987,501 | cwt. | \$82,088,639 |
| SOD PRODUCTION (TOTAL) | * | | 225.0 | | | acre | \$1,598,400 |
| SOYBEANS (TOTAL) | 20 | 17,953.0 | 17,953.0 | 41.00 | 736,073 | bu. | \$8,722,465 |
| SUGARCANE (TOTAL) | * | 5,433.0 | 5,052.7 | | | | \$6,319,678 |
| • Raw Sugar | 5 | 5,433.0 | 5,052.7 | 6,633.66 | 33,517,894 | lbs. | \$6,033,221 |
| • Molasses | * | 5,433.0 | 5,052.7 | 143.02 | 722,646 | gal. | \$286,457 |
| SWEET POTATOES (TOTAL) | * | 1,030.0 | 1,030.0 | 450.00 | 463,500 | bu. (50 lbs.) | \$10,428,750 |
| • Sweet Potatoes (Canning) | * | 1,030.0 | 1,030.0 | | | bu. (50 lbs.) | |

| | | | | | | | |
|-------------------------------|----------|-------------|-------------|--------|---------|----------------|------------------|
| • Sweet Potatoes (Fresh) | * | 1,030.0 | 1,030.0 | 450.00 | 463,500 | bu. (50 lbs.) | \$10,428,750 |
| • Sweet Potatoes (Processing) | * | 1,030.0 | 1,030.0 | | | bu. (50 lbs.) | |
| VEGETABLES (TOTAL) | * | 32.0 | 32.0 | | | | \$363,400 |
| • Cucumber | * | 3.0 | 3.0 | | | | \$14,625 |
| ° Cucumber (Fresh) | 5 | 3.0 | 3.0 | 250.00 | 750 | bu. (50 lbs.) | \$14,625 |
| • Okra (Fresh) | 10 | 9.0 | 9.0 | 25.00 | 225 | bu. | \$11,025 |
| • Sweet Corn (Fresh) | 10 | 10.0 | 10.0 | 450.00 | 4,500 | doz. ears | \$33,750 |
| • Tomatoes (Field) | 5 | 10.0 | 10.0 | 800.00 | 8,000 | lugs (20 lbs.) | \$304,000 |

Acadia Parish Fisheries & Wildlife Enterprises Production

| Fisheries | Number of Producers | Units of Production | Units of Measure | Total Production | Measure | Gross Farm Value |
|---|---------------------|---------------------|------------------|------------------|-------------------|---------------------|
| FISHERIES & WILDLIFE ENTERPRISES (TOTAL) | * | | | | | \$61,767,461 |
| AQUACULTURE (TOTAL) | * | | | | | \$59,645,291 |
| • Crawfish (Farm) | 95 | 55,000 | Acres in Prod. | 35,750,000 | lbs. | \$59,345,000 |
| • Alligators (Farm) | * | | | 1,509 | number of animals | \$300,291 |
| FRESHWATER FISHERIES (TOTAL) | * | | | | | \$140,308 |
| • Freshwater Finfish | 46 | | | 381,685 | lbs. | \$140,308 |
| MARINE FISHERIES (TOTAL) | * | | | | | \$307,834 |
| • Shrimp | 108 | | | 14,876 | lbs. | \$20,994 |
| • Crabs | 29 | | | 179,915 | lbs. | \$286,839 |
| FUR ANIMALS (TOTAL) | * | | | 59 | pelts | \$400 |
| ALLIGATORS (WILD) (TOTAL) | * | | | 23 | number of animals | \$4,869 |
| HUNTING LEASES (TOTAL) | * | | | | | \$815,000 |
| • Waterfowl | 50 | 25,000 | No. Acres Leased | | acre | \$710,000 |
| • All Other Game | 15 | 6,000 | No. Acres Leased | | acre | \$105,000 |
| HONEY (TOTAL) | 17 | 8,000 | No. Hives | 464,000 | lbs. | \$853,760 |

Acadia Parish Animal Enterprises Production

| Animal | Number of Producers | Units of Production | Units of Measure | Total Production | Measure | Gross Farm Value |
|------------------------------------|---------------------|---------------------|------------------|------------------|---------|---------------------|
| ANIMAL ENTERPRISES (TOTAL) | * | | | | | \$13,031,660 |
| CATTLE & CALVES (TOTAL) | 125 | 6,350 | No. Cows | | | \$3,645,829 |
| • Steer Calves | * | | | | | \$1,386,932 |

| | | | | | |
|------------------------|-----------|------------|--------------------------|-----------------------------|--------------------|
| ° 300-400 lbs. | * | | | 680 head | \$369,090 |
| ° 400-500 lbs. | * | | | 720 head | \$477,122 |
| ° 500-600 lbs. | * | | | 560 head | \$422,638 |
| ° 600-700 lbs. | * | | | 140 head | \$118,082 |
| • Heifer Calves | * | | | | \$1,008,441 |
| ° 300-400 lbs. | * | | | 480 head | \$217,913 |
| ° 400-500 lbs. | * | | | 560 head | \$313,740 |
| ° 500-600 lbs. | * | | | 400 head | \$263,010 |
| ° 600-700 lbs. | * | | | 290 head | \$213,778 |
| • Yearling Cattle | * | | | | \$121,833 |
| ° 600-700 lbs. | * | | | 100 head | \$79,027 |
| ° 700-800 lbs. | * | | | 50 head | \$42,806 |
| • Cow-Calf Pairs | * | | | 900 pair | \$935,640 |
| • Cull Cows | * | | | 150 head | \$68,888 |
| • Cull Bulls | * | | | 100 head | \$124,095 |
| HORSES (TOTAL) | * | | | | \$8,977,500 |
| • Brood Mares | * | | | | \$2,140,000 |
| ° Race Horses | 35 | 50 | No. Brood Mares | 50 head | \$300,000 |
| ° Show Horses | 60 | 75 | No. Brood Mares | 75 head | \$300,000 |
| ° Recreation Horses | 275 | 1,400 | No. Brood Mares | 1,400 head | \$1,540,000 |
| • Stud Fees | * | | | | \$537,500 |
| ° Race Horses | * | 75 | No. Stallions | 150 mares bred | \$375,000 |
| ° Show Horses | * | 15 | No. Stallions | 75 mares bred | \$112,500 |
| ° Recreation Horses | * | 35 | No. Stallions | 100 mares bred | \$50,000 |
| • Race Horses | 125 | | | 150 head | \$1,500,000 |
| • Show Horses | 100 | | | 400 head | \$3,000,000 |
| • Recreation Horses | 350 | | | 1,200 head | \$1,800,000 |
| POULTRY (TOTAL) | * | | | | \$18,785 |
| • Broilers | 50 | | | 1,800 lbs. | \$1,836 |
| • Edible Eggs | 85 | 3,300 | No. Hens | 11,550 doz. eggs sold | \$10,395 |
| • Breeder Flocks | 30 | 150 | No. Birds | 155 doz. hatching eggs sold | \$446 |
| • Pullets | 50 | | | 350 each | \$6,108 |
| RABBITS (TOTAL) | * | | | | \$7,200 |
| • Fryers | 20 | 350 | No. Animals | 1,400 lbs. | \$3,500 |
| • Does | 35 | 300 | No. Animals | 925 lbs. | \$3,700 |
| SHEEP (TOTAL) | 75 | 450 | No. Breeding Ewes | | \$258,080 |

| | | | | |
|-------------------------------|-----------|---------------------|----------|-----------------|
| • Wool | * | 5 No. Sheared | 300 lbs. | \$240 |
| • Slaughter Lambs | * | | 600 cwt. | \$187,448 |
| • Feeder Lambs | * | | 125 cwt. | \$24,865 |
| • Show Lambs | * | | 85 head | \$34,000 |
| • Stocker Sheep | * | | 25 head | \$6,064 |
| • Cull Sheep | * | | 30 head | \$5,463 |
| GOATS (TOTAL) | 25 | 750 No. Does | | \$45,613 |
| • Show Goats | * | | 10 head | \$4,000 |
| • Slaughter Goats | * | | 125 head | \$25,273 |
| • Stocker Goats | * | | 35 head | \$9,163 |
| • Cull Goats | * | | 35 head | \$7,177 |
| SWINE (TOTAL) | 30 | 100 No. Sows | | \$73,654 |
| • Show Pigs | * | | 100 head | \$40,000 |
| • Feeder Pigs | * | | 260 head | \$9,886 |
| • Slaughter Hogs | * | | 100 head | \$17,987 |
| • Culls | * | | 35 head | \$5,781 |
| EXOTIC ANIMALS (TOTAL) | * | | | \$5,000 |
| • Deer/Antelope | * | 10 No. Animals | 10 head | \$5,000 |

Acadia Parish - All Enterprises (TOTAL)

\$190,270,474

| Allen Parish | | | | | Plant Enterprises Production | | |
|---|----------------------------|----------------------|------------------------|-----------------------|-------------------------------------|----------------|-------------------------|
| Crop | Number of Producers | Planted Acres | Harvested Acres | Yield Per Acre | Total Production | Measure | Gross Farm Value |
| PLANT ENTERPRISES (TOTAL) | * | | | | | | \$40,954,758 |
| FORESTRY (TOTAL) | * | | | | | | \$24,358,651 |
| • Pulpwood | * | | | | | | |
| ° Pine | * | | | | 150,982 | cords | |
| ° Hardwood | * | | | | 2,019 | cords | |
| • Chip & Saw | * | | | | 12,543 | cords | |
| • Saw Timber | * | | | | | | |
| ° Pine | * | | | | 33,258,748 | board feet | |
| ° Hardwood | * | | | | 714,316 | board feet | |
| • Total Pulpwood, Chip & Saw, Saw Timber FOB Mill | * | | | | | | \$24,278,851 |

| | | | | | | |
|---------------------------|----|----------|----------|--------|----------------|--------------|
| • Total Forestry Stumpage | * | | | | | \$10,383,101 |
| • Christmas Trees | * | | | | 950 trees | \$79,800 |
| FRUITS (TOTAL) | * | | 1.0 | | | \$4,510 |
| • Peaches | * | | 1.0 | 100.00 | 100 bu. | \$4,510 |
| FEED GRAINS (TOTAL) | * | 470.0 | 470.0 | | | \$383,685 |
| • Corn | 4 | 470.0 | 470.0 | 145.00 | 68,150 bu. | \$383,685 |
| HAY FOR SALE (TOTAL) | * | | 1,700.0 | | | \$261,936 |
| • Grass | 21 | | 1,700.0 | 1.50 | 2,550 tons | \$261,936 |
| HOME GARDENS (TOTAL) | * | | | | | \$1,655,392 |
| RICE (TOTAL) | 13 | 14,499.0 | 14,499.0 | 69.70 | 1,010,580 cwt. | \$13,855,056 |
| SOYBEANS (TOTAL) | 4 | 916.0 | 916.0 | 28.00 | 25,648 bu. | \$303,929 |
| VEGETABLES (TOTAL) | * | 20.0 | 20.0 | | | \$131,600 |
| • Watermelon | 7 | 20.0 | 20.0 | 140.00 | 2,800 cwt. | \$131,600 |

| Allen Parish | | Fisheries & Wildlife Enterprises Production | | | | |
|--|---------------------|---|------------------|------------------|-------------------|------------------|
| Fisheries | Number of Producers | Units of Production | Units of Measure | Total Production | Measure | Gross Farm Value |
| FISHERIES & WILDLIFE ENTERPRISES (TOTAL) | * | | | | | \$21,568,695 |
| AQUACULTURE (TOTAL) | * | | | | | \$16,724,500 |
| • Crawfish (Farm) | 45 | 13,000 | Acres in Prod. | 10,075,000 | lbs. | \$16,724,500 |
| FUR ANIMALS (TOTAL) | * | | | 30 | pelts | \$203 |
| ALLIGATORS (WILD) (TOTAL) | * | | | 1 | number of animals | \$212 |
| HUNTING LEASES (TOTAL) | * | | | | | \$4,812,500 |
| • All Other Game | 125 | 275,000 | No. Acres Leased | | acre | \$4,812,500 |
| HONEY (TOTAL) | 15 | 280 | No. Hives | 17,000 | lbs. | \$31,280 |

| Allen Parish | | Animal Enterprises Production | | | | |
|----------------------------|---------------------|-------------------------------|------------------|------------------|---------|------------------|
| Animal | Number of Producers | Units of Production | Units of Measure | Total Production | Measure | Gross Farm Value |
| ANIMAL ENTERPRISES (TOTAL) | * | | | | | \$7,960,094 |
| CATTLE & CALVES (TOTAL) | 180 | 8,800 | No. Cows | | | \$5,246,073 |
| • Steer Calves | * | | | | | \$2,650,469 |
| ° 300-400 lbs. | * | | | 375 | head | \$203,543 |
| ° 400-500 lbs. | * | | | 1,024 | head | \$678,574 |
| ° 500-600 lbs. | * | | | 1,924 | head | \$1,452,062 |

| | | | | | |
|------------------------|-----|-------|-------------------|-----------------------|--------------------|
| ° 600-700 lbs. | * | | | 375 head | \$316,290 |
| • Heifer Calves | * | | | | \$1,693,683 |
| ° 300-400 lbs. | * | | | 375 head | \$170,244 |
| ° 400-500 lbs. | * | | | 1,024 head | \$573,696 |
| ° 500-600 lbs. | * | | | 1,024 head | \$673,306 |
| ° 600-700 lbs. | * | | | 375 head | \$276,437 |
| • Yearling Cattle | * | | | | \$550,884 |
| ° 600-700 lbs. | * | | | 475 head | \$375,378 |
| ° 700-800 lbs. | * | | | 205 head | \$175,506 |
| • Cow-Calf Pairs | * | | | 110 pair | \$114,356 |
| • Cull Cows | * | | | 310 head | \$142,369 |
| • Cull Bulls | * | | | 76 head | \$94,312 |
| HORSES (TOTAL) | * | | | | \$2,473,100 |
| • Brood Mares | * | | | | \$435,600 |
| ° Race Horses | 10 | 42 | No. Brood Mares | 32 head | \$192,000 |
| ° Show Horses | 9 | 12 | No. Brood Mares | 40 head | \$160,000 |
| ° Recreation Horses | 72 | 113 | No. Brood Mares | 76 head | \$83,600 |
| • Stud Fees | * | | | | \$1,110,000 |
| ° Race Horses | * | 48 | No. Stallions | 320 mares bred | \$800,000 |
| ° Show Horses | * | 23 | No. Stallions | 110 mares bred | \$165,000 |
| ° Recreation Horses | * | 23 | No. Stallions | 290 mares bred | \$145,000 |
| • Race Horses | 9 | | | 38 head | \$380,000 |
| • Show Horses | 8 | | | 13 head | \$97,500 |
| • Recreation Horses | 125 | | | 300 head | \$450,000 |
| POULTRY (TOTAL) | * | | | | \$19,960 |
| • Edible Eggs | 140 | 1,800 | No. Hens | 22,000 doz. eggs sold | \$19,800 |
| • Cull Hens | * | | | 3,200 lbs. | \$160 |
| SHEEP (TOTAL) | 10 | 135 | No. Breeding Ewes | | \$123,435 |
| • Wool | * | 850 | No. Sheared | 3,700 lbs. | \$2,960 |
| • Slaughter Lambs | * | | | 170 cwt. | \$53,110 |
| • Feeder Lambs | * | | | 210 cwt. | \$41,774 |
| • Show Lambs | * | | | 25 head | \$10,000 |
| • Stocker Sheep | * | | | 38 head | \$9,217 |
| • Cull Sheep | * | | | 35 head | \$6,374 |
| GOATS (TOTAL) | 12 | 146 | No. Does | | \$42,992 |
| • Show Goats | * | | | 22 head | \$8,800 |

| | | | | |
|-------------------|---|-------------|----------|----------|
| • Slaughter Goats | * | | 90 head | \$18,196 |
| • Stocker Goats | * | | 47 head | \$12,304 |
| • Cull Goats | * | | 18 head | \$3,691 |
| SWINE (TOTAL) | 4 | 33 No. Sows | | \$54,535 |
| • Show Pigs | * | | 78 head | \$31,200 |
| • Feeder Pigs | * | | 156 head | \$5,932 |
| • Slaughter Hogs | * | | 94 head | \$16,908 |
| • Culls | * | | 3 head | \$495 |

Allen Parish - All Enterprises (TOTAL)

\$70,483,546

| Ascension Parish | | | | | Plant Enterprises Production | | |
|---|---------------------|---------------|-----------------|----------------|------------------------------|------------|------------------|
| Crop | Number of Producers | Planted Acres | Harvested Acres | Yield Per Acre | Total Production | Measure | Gross Farm Value |
| PLANT ENTERPRISES (TOTAL) | * | | | | | | \$39,094,137 |
| FORESTRY (TOTAL) | * | | | | | | \$279,197 |
| • Pulpwood | * | | | | | | |
| ◦ Hardwood | * | | | | 2,482 | cords | |
| • Saw Timber | * | | | | | | |
| ◦ Pine | * | | | | 42,116 | board feet | |
| ◦ Hardwood | * | | | | 63,405 | board feet | |
| • Total Pulpwood, Chip & Saw, Saw Timber FOB Mill | * | | | | | | \$279,197 |
| • Total Forestry Stumpage | * | | | | | | \$95,460 |
| FRUITS (TOTAL) | * | | 2.7 | | | | \$34,614 |
| • Blackberries | * | | 0.2 | 3,500.00 | 700 | pints | \$3,570 |
| • Citrus | * | | 2.0 | | | | \$28,700 |
| ◦ Satsumas | 4 | | 2.0 | 350.00 | 700 | bu. | \$28,700 |
| • Figs | * | | 0.5 | 1,250.00 | 625 | lbs. | \$2,344 |
| HAY FOR SALE (TOTAL) | * | | 1,700.0 | | | | \$323,054 |
| • Grass | 71 | | 1,700.0 | 1.85 | 3,145 | tons | \$323,054 |
| HOME GARDENS (TOTAL) | * | | | | | | \$9,410,112 |
| NURSERY CROPS (TOTAL) | * | | 1.4 | | | | \$420,814 |
| • Floraculture & Bedding Plants | 4 | | 0.8 | | | acre | \$356,997 |
| • Woody Ornamentals | * | | 0.4 | | | acre | \$36,466 |

| | | | | | | |
|------------------------|----|----------|----------|----------|----------------------|--------------|
| • Foliage Plants | * | | 0.2 | | acre | \$27,350 |
| PECANS (TOTAL) | * | | 110.0 | | | \$86,010 |
| • Improved | 17 | | 35.0 | 1,100.00 | 38,500 lbs. | \$48,510 |
| • Native | 35 | | 75.0 | 1,000.00 | 75,000 lbs. | \$37,500 |
| SOD PRODUCTION (TOTAL) | * | | 130.0 | | acre | \$923,520 |
| SOYBEANS (TOTAL) | 6 | 1,549.0 | 1,549.0 | 52.00 | 80,548 bu. | \$954,494 |
| SUGARCANE (TOTAL) | * | 18,784.4 | 17,469.5 | | | \$26,600,028 |
| • Raw Sugar | 8 | 18,784.4 | 17,469.5 | 8,075.76 | 141,079,489 lbs. | \$25,394,308 |
| • Molasses | * | 18,784.4 | 17,469.5 | 174.11 | 3,041,674 gal. | \$1,205,719 |
| VEGETABLES (TOTAL) | * | 14.2 | 14.2 | | | \$62,295 |
| • Broccoli (Fresh) | 4 | 0.4 | 0.4 | 150.00 | 60 cartons (20 lbs.) | \$1,800 |
| • Cabbage | * | 0.8 | 0.8 | | | \$600 |
| ° Cabbage (Fresh) | 4 | 0.8 | 0.8 | 50.00 | 40 sacks (50 lbs.) | \$600 |
| • Cauliflower | 4 | 0.2 | 0.2 | 100.00 | 20 cartons (20 lbs.) | \$580 |
| • Collards | * | 0.5 | 0.5 | | | \$3,800 |
| ° Collards (Fresh) | 5 | 0.5 | 0.5 | 400.00 | 200 doz. bunches | \$3,800 |
| • Cucumber | * | 0.2 | 0.2 | | | \$585 |
| ° Cucumber (Fresh) | 5 | 0.2 | 0.2 | 150.00 | 30 bu. (50 lbs.) | \$585 |
| • Mustard (Fresh) | 7 | 2.0 | 2.0 | 90.00 | 180 doz. bunches | \$3,240 |
| • Okra (Fresh) | 6 | 2.0 | 2.0 | 150.00 | 300 bu. | \$14,700 |
| • Shallots | 5 | 0.1 | 0.1 | 100.00 | 10 doz. bunches | \$240 |
| • Sweet Corn (Fresh) | 5 | 6.0 | 6.0 | 410.00 | 2,460 doz. ears | \$18,450 |
| • Tomatoes (Field) | 6 | 1.0 | 1.0 | 350.00 | 350 lugs (20 lbs.) | \$13,300 |
| • Turnips (Fresh) | 8 | 1.0 | 1.0 | 250.00 | 250 doz. bunches | \$5,000 |

| Ascension Parish | | Fisheries & Wildlife Enterprises Production | | | | |
|--|---------------------|---|------------------|------------------|-------------------|------------------|
| Fisheries | Number of Producers | Units of Production | Units of Measure | Total Production | Measure | Gross Farm Value |
| FISHERIES & WILDLIFE ENTERPRISES (TOTAL) | * | | | | | \$39,973 |
| MARINE FISHERIES (TOTAL) | * | | | | | \$22,263 |
| • Crabs | 14 | | | 13,964 | lbs. | \$22,263 |
| FUR ANIMALS (TOTAL) | * | | | 83 | pelts | \$562 |
| ALLIGATORS (WILD) (TOTAL) | * | | | 81 | number of animals | \$17,148 |

| Ascension Parish | | | Animal Enterprises Production | | | |
|--|---------------------|---------------------|-------------------------------|------------------|------------|------------------|
| Animal | Number of Producers | Units of Production | Units of Measure | Total Production | Measure | Gross Farm Value |
| ANIMAL ENTERPRISES (TOTAL) | * | | | | | \$13,750,001 |
| CATTLE & CALVES (TOTAL) | 150 | 8,450 | No. Cows | | | \$5,148,161 |
| • Steer Calves | * | | | | | \$2,588,410 |
| ◦ 300-400 lbs. | * | | | 358 | head | \$194,315 |
| ◦ 400-500 lbs. | * | | | 1,073 | head | \$711,045 |
| ◦ 500-600 lbs. | * | | | 1,431 | head | \$1,079,990 |
| ◦ 600-700 lbs. | * | | | 715 | head | \$603,060 |
| • Heifer Calves | * | | | | | \$1,926,495 |
| ◦ 300-400 lbs. | * | | | 309 | head | \$140,281 |
| ◦ 400-500 lbs. | * | | | 922 | head | \$516,551 |
| ◦ 500-600 lbs. | * | | | 1,237 | head | \$813,358 |
| ◦ 600-700 lbs. | * | | | 619 | head | \$456,305 |
| • Cow-Calf Pairs | * | | | 169 | pair | \$175,692 |
| • Cull Cows | * | | | 845 | head | \$388,070 |
| • Cull Bulls | * | | | 56 | head | \$69,493 |
| HORSES (TOTAL) | * | | | | | \$8,430,500 |
| • Brood Mares | * | | | | | \$1,268,000 |
| ◦ Race Horses | 10 | 25 | No. Brood Mares | 18 | head | \$108,000 |
| ◦ Show Horses | 83 | 248 | No. Brood Mares | 125 | head | \$500,000 |
| ◦ Recreation Horses | 600 | 1,200 | No. Brood Mares | 600 | head | \$660,000 |
| • Stud Fees | * | | | | | \$337,500 |
| ◦ Race Horses | * | 20 | No. Stallions | 15 | mares bred | \$37,500 |
| ◦ Show Horses | * | 80 | No. Stallions | 200 | mares bred | \$300,000 |
| • Race Horses | 10 | | | 15 | head | \$150,000 |
| • Show Horses | 175 | | | 650 | head | \$4,875,000 |
| • Recreation Horses | 600 | | | 1,200 | head | \$1,800,000 |
| RABBITS (TOTAL) | * | | | | | \$10,250 |
| • Fryers | 7 | 800 | No. Animals | 2,500 | lbs. | \$6,250 |
| • Does | 10 | 200 | No. Animals | 1,000 | lbs. | \$4,000 |
| GOATS (TOTAL) | 30 | 375 | No. Does | | | \$101,090 |
| • Slaughter Goats | * | | | 500 | head | \$101,090 |
| SWINE (TOTAL) | 8 | 30 | No. Sows | | | \$60,000 |
| • Show Pigs | * | | | 150 | head | \$60,000 |
| Ascension Parish - All Enterprises (TOTAL) | | | | | | \$52,884,111 |

| Assumption Parish | | | | | Plant Enterprises Production | | |
|---------------------------|---------------------|---------------|-----------------|----------------|------------------------------|---------------|------------------|
| Crop | Number of Producers | Planted Acres | Harvested Acres | Yield Per Acre | Total Production | Measure | Gross Farm Value |
| PLANT ENTERPRISES (TOTAL) | * | | | | | | \$49,470,480 |
| HAY FOR SALE (TOTAL) | * | | 950.0 | | | | \$97,584 |
| • Grass | 9 | | 950.0 | 1.00 | 950 | tons | \$97,584 |
| HOME GARDENS (TOTAL) | * | | | | | | \$1,517,760 |
| PECANS (TOTAL) | * | | 6.0 | | | | \$4,500 |
| • Native | 12 | | 6.0 | 1,500.00 | 9,000 | lbs. | \$4,500 |
| SOD PRODUCTION (TOTAL) | * | | 190.0 | | | acre | \$1,349,760 |
| SOYBEANS (TOTAL) | 10 | 1,549.2 | 1,549.2 | 54.00 | 83,657 | bu. | \$991,333 |
| SUGARCANE (TOTAL) | * | 34,590.4 | 32,169.1 | | | | \$45,483,706 |
| • Raw Sugar | 36 | 34,590.4 | 32,169.1 | 7,498.92 | 241,233,507 | lbs. | \$43,422,031 |
| • Molasses | * | 34,590.4 | 32,169.1 | 161.68 | 5,200,994 | gal. | \$2,061,674 |
| VEGETABLES (TOTAL) | * | 7.8 | 7.8 | | | | \$25,838 |
| • Cucumber | * | 0.3 | 0.3 | | | | \$488 |
| ° Cucumber (Fresh) | * | 0.3 | 0.3 | 100.00 | 25 | bu. (50 lbs.) | \$488 |
| • Okra (Fresh) | 6 | 1.5 | 1.5 | 100.00 | 150 | bu. | \$7,350 |
| • Sweet Corn (Fresh) | * | 6.0 | 6.0 | 400.00 | 2,400 | doz. ears | \$18,000 |

| Assumption Parish | | Fisheries & Wildlife Enterprises Production | | | | |
|--|---------------------|---|------------------|------------------|-------------------|------------------|
| Fisheries | Number of Producers | Units of Production | Units of Measure | Total Production | Measure | Gross Farm Value |
| FISHERIES & WILDLIFE ENTERPRISES (TOTAL) | * | | | | | \$4,406,897 |
| FRESHWATER FISHERIES (TOTAL) | * | | | | | \$3,857,661 |
| • Crawfish (Wild) | 310 | | | 2,608,614 | lbs. | \$3,610,583 |
| • Freshwater Finfish | 146 | | | 672,138 | lbs. | \$247,078 |
| MARINE FISHERIES (TOTAL) | * | | | | | \$503,917 |
| • Shrimp | 38 | | | 4,303 | lbs. | \$6,073 |
| • Crabs | 77 | | | 312,265 | lbs. | \$497,844 |
| FUR ANIMALS (TOTAL) | * | | | 96 | pelts | \$650 |
| ALLIGATORS (WILD) (TOTAL) | * | | | 211 | number of animals | \$44,669 |

| Assumption Parish | | | Animal Enterprises Production | | | |
|----------------------------|---------------------|---------------------|-------------------------------|------------------|----------------|------------------|
| Animal | Number of Producers | Units of Production | Units of Measure | Total Production | Measure | Gross Farm Value |
| ANIMAL ENTERPRISES (TOTAL) | * | | | | | \$1,067,007 |
| CATTLE & CALVES (TOTAL) | 10 | 450 | No. Cows | | | \$330,888 |
| • Steer Calves | * | | | | | \$110,048 |
| ◦ 300-400 lbs. | * | | | 35 | head | \$18,997 |
| ◦ 400-500 lbs. | * | | | 55 | head | \$36,447 |
| ◦ 500-600 lbs. | * | | | 50 | head | \$37,736 |
| ◦ 600-700 lbs. | * | | | 20 | head | \$16,869 |
| • Heifer Calves | * | | | | | \$95,119 |
| ◦ 300-400 lbs. | * | | | 35 | head | \$15,889 |
| ◦ 400-500 lbs. | * | | | 55 | head | \$30,814 |
| ◦ 500-600 lbs. | * | | | 40 | head | \$26,301 |
| ◦ 600-700 lbs. | * | | | 30 | head | \$22,115 |
| • Yearling Cattle | * | | | | | \$69,478 |
| ◦ 600-700 lbs. | * | | | 50 | head | \$39,514 |
| ◦ 700-800 lbs. | * | | | 35 | head | \$29,964 |
| • Cow-Calf Pairs | * | | | 15 | pair | \$15,594 |
| • Cull Cows | * | | | 75 | head | \$34,444 |
| • Cull Bulls | * | | | 5 | head | \$6,205 |
| HORSES (TOTAL) | * | | | | | \$724,000 |
| • Brood Mares | * | | | | | \$99,000 |
| ◦ Recreation Horses | 18 | 170 | No. Brood Mares | 90 | head | \$99,000 |
| • Stud Fees | * | | | | | \$10,000 |
| ◦ Recreation Horses | * | 2 | No. Stallions | 20 | mares bred | \$10,000 |
| • Show Horses | 35 | | | 50 | head | \$375,000 |
| • Recreation Horses | 75 | | | 160 | head | \$240,000 |
| POULTRY (TOTAL) | * | | | | | \$2,700 |
| • Edible Eggs | 20 | 220 | No. Hens | 3,000 | doz. eggs sold | \$2,700 |
| RABBITS (TOTAL) | * | | | | | \$1,750 |
| • Fryers | 8 | 125 | No. Animals | 500 | lbs. | \$1,250 |
| • Does | 4 | 32 | No. Animals | 125 | lbs. | \$500 |
| SHEEP (TOTAL) | * | 10 | No Breeding Ewes | | | |
| GOATS (TOTAL) | 3 | 20 | No. Does | | | \$7,668 |
| • Show Goats | * | | | 6 | head | \$2,400 |
| • Slaughter Goats | * | | | 22 | head | \$4,448 |

| | | | | | | |
|--------------|---|--|--|--|--------|-------|
| • Cull Goats | * | | | | 4 head | \$820 |
|--------------|---|--|--|--|--------|-------|

Assumption Parish - All Enterprises (TOTAL)

\$54,944,383

| Avoyelles Parish | | | | | Plant Enterprises Production | | |
|---|---------------------|---------------|-----------------|----------------|------------------------------|------------|------------------|
| Crop | Number of Producers | Planted Acres | Harvested Acres | Yield Per Acre | Total Production | Measure | Gross Farm Value |
| PLANT ENTERPRISES (TOTAL) | * | | | | | | \$106,319,117 |
| COTTON (TOTAL) | 3 | 972.9 | 257.6 | | | | \$202,814 |
| • Lint - Irrigated | * | 294.0 | 0.0 | 0.00 | | lbs. | |
| • Lint - Non-irrigated | * | 678.9 | 257.6 | 750.00 | 193,200 | lbs. | \$151,469 |
| • Seed - Irrigated | * | 294.0 | | | | lbs. | |
| • Seed - Non-irrigated | * | 678.9 | 257.6 | 1,200.00 | 309,120 | lbs. | \$51,345 |
| FORESTRY (TOTAL) | * | | | | | | \$2,561,535 |
| • Pulpwood | * | | | | | | |
| ◦ Pine | * | | | | 6,929 | cords | |
| ◦ Hardwood | * | | | | 1,752 | cords | |
| • Chip & Saw | * | | | | 966 | cords | |
| • Saw Timber | * | | | | | | |
| ◦ Pine | * | | | | 1,677,634 | board feet | |
| ◦ Hardwood | * | | | | 2,009,494 | board feet | |
| • Total Pulpwood, Chip & Saw, Saw Timber FOB Mill | * | | | | | | \$2,549,355 |
| • Total Forestry Stumpage | * | | | | | | \$1,191,615 |
| • Christmas Trees | * | | | | 145 | trees | \$12,180 |
| FRUITS (TOTAL) | * | 2.0 | 13.0 | | | | \$194,231 |
| • Blackberries | * | | 1.0 | 3,650.00 | 3,650 | pints | \$18,615 |
| • Blueberries | * | | 1.0 | 6,240.00 | 6,240 | lbs. | \$29,640 |
| • Citrus | * | | 4.0 | | | | \$52,480 |
| ◦ Satsumas | * | | 4.0 | 320.00 | 1,280 | bu. | \$52,480 |
| • Figs | * | | 2.0 | 3,940.00 | 7,880 | lbs. | \$29,550 |
| • Muscadines | * | | 1.0 | | | | \$17,380 |
| ◦ Muscadines (Fresh) | * | | 1.0 | 1,580.00 | 1,580 | gals | \$17,380 |
| • Peaches | * | | 2.0 | 130.00 | 260 | bu. | \$11,726 |
| • Strawberries | * | 2.0 | 2.0 | 670.00 | 1,340 | flats | \$34,840 |

| | | | | | | |
|---------------------------------|-----|----------|----------|----------|-------------------------|--------------|
| FEED GRAINS (TOTAL) | * | 28,458.0 | 27,590.0 | | | \$18,864,979 |
| • Corn | 31 | 16,255.0 | 16,130.0 | 155.00 | 2,500,150 bu. | \$14,075,845 |
| • Grain Sorghum | 21 | 12,203.0 | 11,460.0 | 70.00 | 802,200 bu. | \$4,789,134 |
| HAY FOR SALE (TOTAL) | * | | 9,500.0 | | | \$1,463,760 |
| • Grass | 192 | | 9,500.0 | 1.50 | 14,250 tons | \$1,463,760 |
| HOME GARDENS (TOTAL) | * | | | | | \$2,875,584 |
| NURSERY CROPS (TOTAL) | * | | 154.0 | | | \$1,531,401 |
| • Fruit and Nut Trees | * | | 2.0 | | acre | \$30,254 |
| • Floraculture & Bedding Plants | * | | 1.0 | | acre | \$285,598 |
| • Woody Ornamentals | 3 | | 151.0 | | acre | \$1,215,550 |
| PECANS (TOTAL) | * | | 300.0 | | | \$33,975 |
| • Improved | 6 | | 150.0 | 150.00 | 22,500 lbs. | \$28,350 |
| • Native | 30 | | 150.0 | 75.00 | 11,250 lbs. | \$5,625 |
| RICE (TOTAL) | 11 | 12,046.0 | 11,590.0 | 72.00 | 834,480 cwt. | \$11,440,721 |
| SOYBEANS (TOTAL) | 158 | 65,516.0 | 63,745.0 | 42.00 | 2,677,290 bu. | \$31,725,887 |
| SUGARCANE (TOTAL) | * | 19,793.0 | 18,407.5 | | | \$27,828,090 |
| • Raw Sugar | 25 | 19,793.0 | 18,407.5 | 8,018.08 | 147,592,808 lbs. | \$26,566,705 |
| • Molasses | * | 19,793.0 | 18,407.5 | 172.87 | 3,182,101 gal. | \$1,261,385 |
| SWEET POTATOES (TOTAL) | 6 | 764.0 | 764.0 | 334.00 | 255,176 bu. (50 lbs.) | \$4,564,900 |
| • Sweet Potatoes (Canning) | * | 764.0 | 764.0 | 0.00 | bu. (50 lbs.) | |
| • Sweet Potatoes (Fresh) | * | 764.0 | 764.0 | 224.00 | 171,136 bu. (50 lbs.) | \$3,850,560 |
| • Sweet Potatoes (Processing) | * | 764.0 | 764.0 | 110.00 | 84,040 bu. (50 lbs.) | \$714,340 |
| VEGETABLES (TOTAL) | * | 98.0 | 95.0 | | | \$1,862,851 |
| • Beets | * | 1.0 | 1.0 | 420.00 | 420 doz. bunches | \$5,460 |
| • Broccoli (Fresh) | * | 4.0 | 1.0 | 1,400.00 | 1,400 cartons (20 lbs.) | \$42,000 |
| • Cantaloupe | * | 1.0 | 1.0 | 80.00 | 80 cartons (40 lbs.) | \$2,880 |
| • Cauliflower | * | 3.0 | 3.0 | 955.00 | 2,865 cartons (20 lbs.) | \$83,085 |
| • Collards | * | 1.0 | 1.0 | | | \$10,260 |
| ° Collards (Fresh) | * | 1.0 | 1.0 | 540.00 | 540 doz. bunches | \$10,260 |
| • Cucumber | * | 4.0 | 4.0 | | | \$39,000 |
| ° Cucumber (Fresh) | * | 4.0 | 4.0 | 500.00 | 2,000 bu. (50 lbs.) | \$39,000 |
| • Eggplant | * | 3.0 | 3.0 | 660.00 | 1,980 bu. (33 lbs.) | \$31,680 |
| • Garlic | 3 | 1.0 | 1.0 | 5,250.00 | 5,250 lbs. | \$10,500 |
| • Irish Potatoes | * | 4.0 | 4.0 | | | \$181,760 |
| ° Irish Potatoes (Fresh) | * | 4.0 | 4.0 | 640.00 | 2,560 cwt. | \$181,760 |
| • Mustard (Fresh) | 7 | 3.0 | 3.0 | 1,250.00 | 3,750 doz. bunches | \$67,500 |

| | | | | | | |
|----------------------|----|---------|---------|----------|-----------------------|-------------|
| • Okra (Fresh) | 10 | 10.0 | 10.0 | 340.00 | 3,400 bu. | \$166,600 |
| • Onions | * | 1.0 | 1.0 | 110.00 | 110 bag (50 lbs.) | \$2,090 |
| • Green Onions | * | 2.0 | 2.0 | 3,600.00 | 7,200 lbs. | \$16,200 |
| • Peppers | * | 4.0 | 4.0 | | | \$242,831 |
| ◦ Bell | 4 | 3.0 | 3.0 | 3,125.00 | 9,375 bu. (28 lbs.) | \$232,031 |
| ◦ Jalapeno | * | 1.0 | 1.0 | | | \$10,800 |
| - Jalapeno (Fresh) | * | 1.0 | 1.0 | 300.00 | 300 bu. (25 lbs.) | \$10,800 |
| • Snap Beans (Fresh) | 10 | 10.0 | 10.0 | 195.00 | 1,950 bu. (30 lbs.) | \$97,500 |
| • Squash (Fresh) | * | 1.0 | 1.0 | | | \$10,125 |
| ◦ Yellow Squash | * | 1.0 | 1.0 | 225.00 | 225 bu. (45 lbs.) | \$10,125 |
| • Sweet Corn (Fresh) | 10 | 30.0 | 30.0 | 610.00 | 18,300 doz. ears | \$137,250 |
| • Tomatoes (Field) | * | 12.0 | 12.0 | 1,490.00 | 17,880 lugs (20 lbs.) | \$679,440 |
| • Turnips (Fresh) | 3 | 2.0 | 2.0 | 600.00 | 1,200 doz. bunches | \$24,000 |
| • Watermelon | * | 1.0 | 1.0 | 270.00 | 270 cwt. | \$12,690 |
| WHEAT (TOTAL) | 11 | 3,043.0 | 3,043.0 | 58.00 | 176,494 bu. | \$1,168,390 |

| Avoyelles Parish | | Fisheries & Wildlife Enterprises Production | | | | |
|--|---------------------|---|------------------|------------------|-------------------|------------------|
| Fisheries | Number of Producers | Units of Production | Units of Measure | Total Production | Measure | Gross Farm Value |
| FISHERIES & WILDLIFE ENTERPRISES (TOTAL) | * | | | | | \$10,834,890 |
| AQUACULTURE (TOTAL) | * | | | | | \$6,640,000 |
| • Crawfish (Farm) | 35 | 8,000 | Acres in Prod. | 4,000,000 | lbs. | \$6,640,000 |
| FRESHWATER FISHERIES (TOTAL) | * | | | | | \$1,609,396 |
| • Freshwater Finfish | 101 | | | 4,378,119 | lbs. | \$1,609,396 |
| FUR ANIMALS (TOTAL) | * | | | 62 | pelts | \$420 |
| ALLIGATORS (WILD) (TOTAL) | * | | | 220 | number of animals | \$46,574 |
| HUNTING LEASES (TOTAL) | * | | | | | \$2,317,700 |
| • Waterfowl | 35 | 28,000 | No. Acres Leased | | acre | \$795,200 |
| • All Other Game | 35 | 87,000 | No. Acres Leased | | acre | \$1,522,500 |
| HONEY (TOTAL) | 40 | 1,400 | No. Hives | 120,000 | lbs. | \$220,800 |

| Avoyelles Parish | | | Animal Enterprises Production | | | |
|----------------------------|---------------------|---------------------|-------------------------------|------------------|----------------|------------------|
| Animal | Number of Producers | Units of Production | Units of Measure | Total Production | Measure | Gross Farm Value |
| ANIMAL ENTERPRISES (TOTAL) | | | | | | \$21,908,868 |
| CATTLE & CALVES (TOTAL) | 355 | 25,500 | No. Cows | | | \$19,641,778 |
| • Steer Calves | * | | | | | \$7,194,190 |
| ◦ 300-400 lbs. | * | | | 1,521 | head | \$825,568 |
| ◦ 400-500 lbs. | * | | | 3,571 | head | \$2,366,395 |
| ◦ 500-600 lbs. | * | | | 3,630 | head | \$2,739,597 |
| ◦ 600-700 lbs. | * | | | 1,497 | head | \$1,262,630 |
| • Heifer Calves | * | | | | | \$6,198,210 |
| ◦ 300-400 lbs. | * | | | 1,471 | head | \$667,812 |
| ◦ 400-500 lbs. | * | | | 3,132 | head | \$1,754,703 |
| ◦ 500-600 lbs. | * | | | 4,018 | head | \$2,641,935 |
| ◦ 600-700 lbs. | * | | | 1,538 | head | \$1,133,760 |
| • Yearling Cattle | * | | | | | \$1,822,230 |
| ◦ 600-700 lbs. | * | | | 1,034 | head | \$817,139 |
| ◦ 700-800 lbs. | * | | | 1,174 | head | \$1,005,091 |
| • Cow-Calf Pairs | * | | | 2,786 | pair | \$2,896,326 |
| • Cull Cows | * | | | 3,109 | head | \$1,427,824 |
| • Cull Bulls | * | | | 83 | head | \$102,999 |
| DAIRY (TOTAL) | | | | | | \$5,510 |
| • Dairy Goats | * | 20 | Total Adult Does | 9,500 | Pounds | \$5,510 |
| HORSES (TOTAL) | | | | | | \$2,163,100 |
| • Brood Mares | * | | | | | \$571,600 |
| ◦ Show Horses | 4 | 15 | No. Brood Mares | 12 | head | \$48,000 |
| ◦ Recreation Horses | 213 | 710 | No. Brood Mares | 476 | head | \$523,600 |
| • Stud Fees | * | | | | | \$123,000 |
| ◦ Race Horses | * | 7 | No. Stallions | 42 | mares bred | \$105,000 |
| ◦ Show Horses | * | 3 | No. Stallions | 12 | mares bred | \$18,000 |
| • Show Horses | 28 | | | 78 | head | \$585,000 |
| • Recreation Horses | 244 | | | 589 | head | \$883,500 |
| POULTRY (TOTAL) | | | | | | \$6,480 |
| • Broilers | 10 | | | 4,500 | lbs. | \$4,590 |
| • Edible Eggs | 12 | 234 | No. Hens | 2,100 | doz. eggs sold | \$1,890 |
| RABBITS (TOTAL) | | | | | | \$2,625 |
| • Fryers | 7 | 90 | No. Animals | 450 | lbs. | \$1,125 |

| | | | | |
|----------------------|-----------|-----------------------------|----------|-----------------|
| • Does | 7 | 75 No. Animals | 375 lbs. | \$1,500 |
| SHEEP (TOTAL) | 5 | 45 No. Breeding Ewes | | \$14,669 |
| • Wool | * | 8 No. Sheared | 110 lbs. | \$88 |
| • Slaughter Lambs | * | | 10 cwt. | \$3,124 |
| • Feeder Lambs | * | | 12 cwt. | \$2,387 |
| • Show Lambs | * | | 16 head | \$6,400 |
| • Stocker Sheep | * | | 5 head | \$1,213 |
| • Cull Sheep | * | | 8 head | \$1,457 |
| GOATS (TOTAL) | 15 | 170 No. Does | | |
| SWINE (TOTAL) | 6 | 60 No. Sows | | \$74,706 |
| • Show Pigs | * | | 21 head | \$8,400 |
| • Feeder Pigs | * | | 294 head | \$11,179 |
| • Slaughter Hogs | * | | 267 head | \$48,025 |
| • Culls | * | | 43 head | \$7,102 |

Avoyelles Parish - All Enterprises (TOTAL)

\$139,062,875

| Beauregard Parish | | | | | Plant Enterprises Production | | |
|---|----------------------------|----------------------|------------------------|-----------------------|-------------------------------------|-----------------|-------------------------|
| Crop | Number of Producers | Planted Acres | Harvested Acres | Yield Per Acre | Total Production | Measure | Gross Farm Value |
| PLANT ENTERPRISES (TOTAL) | * | | | | | | \$49,183,392 |
| FORESTRY (TOTAL) | * | | | | | | \$41,356,041 |
| • Pulpwood | * | | | | | | |
| ° Pine | * | | | | 353,065 | cords | |
| ° Hardwood | * | | | | 8,635 | cords | |
| • Chip & Saw | * | | | | 27,605 | cords | |
| • Saw Timber | * | | | | | | |
| ° Pine | * | | | | 31,026,293 | board feet | |
| ° Hardwood | * | | | | 825,507 | board feet | |
| • Total Pulpwood, Chip & Saw, Saw Timber FOB Mill | * | | | | | | \$41,349,741 |
| • Total Forestry Stumpage | * | | | | | | \$15,330,164 |
| • Pine Straw | * | | | | 2,100 | bales (40 lbs.) | \$6,300 |
| FRUITS (TOTAL) | * | | 4.3 | | | | \$25,967 |
| • Citrus | * | | 2.0 | | | | \$25,830 |

| | | | | | | |
|---------------------------------|----|---------|----------|----------|----------------------|-------------|
| ° Satsumas | * | | 2.0 | 315.00 | 630 bu. | \$25,830 |
| • Mayhaws | * | | 2.3 | | | \$137 |
| ° Native | * | | 2.0 | 22.50 | 45 lbs. | \$124 |
| ° Orchard | * | | 0.3 | 22.50 | 7 lbs. | \$14 |
| FEED GRAINS (TOTAL) | * | 960.8 | 960.8 | | | \$823,837 |
| • Corn | * | 960.8 | 960.8 | 152.30 | 146,330 bu. | \$823,837 |
| HAY FOR SALE (TOTAL) | * | | 12,937.8 | | | \$2,126,347 |
| • Grass | 40 | | 12,937.8 | 1.60 | 20,700 tons | \$2,126,347 |
| HOME GARDENS (TOTAL) | * | | | | | \$2,681,376 |
| NURSERY CROPS (TOTAL) | * | | 6.3 | | | \$241,084 |
| • Fruit and Nut Trees | * | | 0.3 | | acre | \$12,606 |
| • Floraculture & Bedding Plants | * | | 6.0 | | acre | \$228,478 |
| PECANS (TOTAL) | * | | 8.0 | | | \$8,467 |
| • Improved | * | | 8.0 | 840.00 | 6,720 lbs. | \$8,467 |
| RICE (TOTAL) | * | 578.0 | 578.0 | 80.00 | 46,240 cwt. | \$633,950 |
| SOYBEANS (TOTAL) | 4 | 1,892.0 | 1,172.0 | 47.00 | 55,084 bu. | \$652,745 |
| VEGETABLES (TOTAL) | * | 72.2 | 72.2 | | | \$633,577 |
| • Cucumber | * | 1.0 | 1.0 | | | \$6,347 |
| ° Cucumber (Fresh) | * | 1.0 | 1.0 | 325.50 | 326 bu. (50 lbs.) | \$6,347 |
| • Garlic | * | 0.1 | 0.1 | 3,202.50 | 320 lbs. | \$641 |
| • Pumpkin (Fresh) | * | 0.1 | 0.1 | 110.30 | 11 cwt. | \$971 |
| • Squash (Fresh) | * | 1.0 | 1.0 | | | \$4,964 |
| ° Yellow Squash | * | 1.0 | 1.0 | 110.30 | 110 bu. (45 lbs.) | \$4,964 |
| • Tomatoes (Field) | * | 15.0 | 15.0 | 136.50 | 2,048 lugs (20 lbs.) | \$77,805 |
| • Watermelon | 5 | 55.0 | 55.0 | 210.00 | 11,550 cwt. | \$542,850 |

| Beauregard Parish | | | Fisheries & Wildlife Enterprises Production | | | |
|--|---------------------|---------------------|---|------------------|-------------------|------------------|
| Fisheries | Number of Producers | Units of Production | Units of Measure | Total Production | Measure | Gross Farm Value |
| FISHERIES & WILDLIFE ENTERPRISES (TOTAL) | * | | | | | \$3,405,580 |
| AQUACULTURE (TOTAL) | * | | | | | \$1,584,335 |
| • Crawfish (Farm) | 5 | 495 | Acres in Prod. | 415,800 | lbs. | \$690,228 |
| • Alligators (Farm) | * | | | 4,493 | number of animals | \$894,107 |
| FUR ANIMALS (TOTAL) | * | | | 83 | pelts | \$562 |
| ALLIGATORS (WILD) (TOTAL) | * | | | 11 | number of animals | \$2,329 |

| | | | | | | |
|------------------------|----|--------|------------------|--------|------|-------------|
| HUNTING LEASES (TOTAL) | * | | | | | \$1,780,681 |
| • Waterfowl | 22 | 30,545 | No. Acres Leased | | acre | \$867,478 |
| • All Other Game | 33 | 52,183 | No. Acres Leased | | acre | \$913,203 |
| HONEY (TOTAL) | 62 | 300 | No. Hives | 20,475 | lbs. | \$37,674 |

| Beauregard Parish | | | Animal Enterprises Production | | | |
|----------------------------|---------------------|---------------------|-------------------------------|------------------|---------|------------------|
| Animal | Number of Producers | Units of Production | Units of Measure | Total Production | Measure | Gross Farm Value |
| ANIMAL ENTERPRISES (TOTAL) | * | | | | | \$15,055,214 |
| CATTLE & CALVES (TOTAL) | 475 | 25,200 | No. Cows | | | \$5,811,398 |
| • Steer Calves | * | | | | | \$3,599,866 |
| ◦ 300-400 lbs. | * | | | 95 | head | \$51,564 |
| ◦ 400-500 lbs. | * | | | 630 | head | \$417,482 |
| ◦ 500-600 lbs. | * | | | 276 | head | \$208,300 |
| ◦ 600-700 lbs. | * | | | 3,465 | head | \$2,922,520 |
| • Heifer Calves | * | | | | | \$962,376 |
| ◦ 300-400 lbs. | * | | | 1,044 | head | \$473,960 |
| ◦ 400-500 lbs. | * | | | 434 | head | \$243,149 |
| ◦ 500-600 lbs. | * | | | 197 | head | \$129,532 |
| ◦ 600-700 lbs. | * | | | 157 | head | \$115,735 |
| • Yearling Cattle | * | | | | | \$158,317 |
| ◦ 600-700 lbs. | * | | | 157 | head | \$124,072 |
| ◦ 700-800 lbs. | * | | | 40 | head | \$34,245 |
| • Cow-Calf Pairs | * | | | 788 | pair | \$819,205 |
| • Cull Cows | * | | | 378 | head | \$173,598 |
| • Cull Bulls | * | | | 79 | head | \$98,035 |
| DAIRY (TOTAL) | * | | | | | \$127,073 |
| • Dairy Cows | * | | | | | \$52,775 |
| ◦ Milk | * | 20 | No. Adult Cows | 257,908 | pounds | \$46,707 |
| ◦ Bred Heifers | * | | | 1 | head | \$1,200 |
| ◦ Adult Cows | * | | | 1 | head | \$1,250 |
| ◦ Cull Cows | * | | | 5 | head | \$3,438 |
| ◦ Bull Calves | * | | | 9 | head | \$180 |
| • Dairy Goats | 5 | 61 | Total Adult Does | 128,100 | Pounds | \$74,298 |
| HORSES (TOTAL) | * | | | | | \$8,960,000 |
| • Brood Mares | * | | | | | \$1,810,000 |

| | | | | | |
|------------------------|----------|------------|------------------------------|------------|-----------------|
| ° Race Horses | 16 | 131 | No. Brood Mares | 131 head | \$786,000 |
| ° Show Horses | 10 | 25 | No. Brood Mares | 25 head | \$100,000 |
| ° Recreation Horses | 250 | 800 | No. Brood Mares | 840 head | \$924,000 |
| • Race Horses | 16 | | | 325 head | \$3,250,000 |
| • Show Horses | 51 | | | 394 head | \$2,955,000 |
| • Recreation Horses | 200 | | | 630 head | \$945,000 |
| RABBITS (TOTAL) | * | | | | \$8,778 |
| • Fryers | 6 | 462 | No. Animals | 1,844 lbs. | \$4,610 |
| • Does | 6 | 305 | No. Animals | 1,042 lbs. | \$4,168 |
| SHEEP (TOTAL) | 8 | 268 | No. Breeding Ewes | | \$68,586 |
| • Wool | * | 205 | No. Sheared | 1,280 lbs. | \$1,024 |
| • Slaughter Lambs | * | | | 54 cwt. | \$16,870 |
| • Feeder Lambs | * | | | 27 cwt. | \$5,371 |
| • Show Lambs | * | | | 81 head | \$32,400 |
| • Stocker Sheep | * | | | 33 head | \$8,004 |
| • Cull Sheep | * | | | 27 head | \$4,917 |
| GOATS (TOTAL) | 6 | 56 | No. Does | | \$66,984 |
| • Show Goats | * | | | 32 head | \$12,800 |
| • Slaughter Goats | * | | | 268 head | \$54,184 |
| SWINE (TOTAL) | * | 38 | No. Sows | | \$12,395 |
| • Feeder Pigs | * | | | 44 head | \$1,673 |
| • Slaughter Hogs | * | | | 44 head | \$7,914 |
| • Culls | * | | | 17 head | \$2,808 |

Beauregard Parish - All Enterprises (TOTAL)

\$67,644,186

| Bienville Parish | | | | | Plant Enterprises Production | | |
|---|---------------------|---------------|-----------------|----------------|------------------------------|-------------------|------------------|
| Crop | Number of Producers | Planted Acres | Harvested Acres | Yield Per Acre | Total Production | Measure | Gross Farm Value |
| PLANT ENTERPRISES (TOTAL) | * | | | | | | \$45,568,945 |
| FORESTRY (TOTAL) | * | | | | | | \$41,498,234 |
| • Pulpwood | * | | | | | | |
| ◦ Pine | * | | | | 249,479 | cords | |
| ◦ Hardwood | * | | | | 17,601 | cords | |
| • Chip & Saw | * | | | | 55,003 | cords | |
| • Saw Timber | * | | | | | | |
| ◦ Pine | * | | | | 43,129,361 | board feet | |
| ◦ Hardwood | * | | | | 1,626,583 | board feet | |
| • Total Pulpwood, Chip & Saw, Saw Timber FOB Mill | * | | | | | | \$41,498,234 |
| • Total Forestry Stumpage | * | | | | | | \$17,205,498 |
| FRUITS (TOTAL) | * | | 12.0 | | | | \$27,599 |
| • Mayhaws | * | | 5.0 | | | | \$5,500 |
| ◦ Native | * | | 5.0 | 400.00 | 2,000 | lbs. | \$5,500 |
| • Peaches | * | | 7.0 | 70.00 | 490 | bu. | \$22,099 |
| HAY FOR SALE (TOTAL) | * | | 2,300.0 | | | | \$330,758 |
| • Grass | 28 | | 2,300.0 | 1.40 | 3,220 | tons | \$330,758 |
| HOME GARDENS (TOTAL) | * | | | | | | \$937,312 |
| VEGETABLES (TOTAL) | * | 222.1 | 222.1 | | | | \$2,775,041 |
| • Cantaloupe | 3 | 10.0 | 10.0 | 200.00 | 2,000 | cartons (40 lbs.) | \$72,000 |
| • Collards | * | 5.0 | 5.0 | | | | \$66,500 |
| ◦ Collards (Fresh) | 4 | 5.0 | 5.0 | 700.00 | 3,500 | doz. bunches | \$66,500 |
| • Cucumber | * | 1.0 | 1.0 | | | | \$4,388 |
| ◦ Cucumber (Fresh) | * | 1.0 | 1.0 | 225.00 | 225 | bu. (50 lbs.) | \$4,388 |
| • Mustard (Fresh) | 10 | 8.5 | 8.5 | 600.00 | 5,100 | doz. bunches | \$91,800 |
| • Okra (Fresh) | * | 1.0 | 1.0 | 300.00 | 300 | bu. | \$14,700 |
| • Pumpkin (Fresh) | 3 | 3.0 | 3.0 | 300.00 | 900 | cwt. | \$79,200 |
| • Squash (Fresh) | * | 2.6 | 2.6 | | | | \$21,479 |
| ◦ Yellow Squash | 6 | 2.6 | 2.6 | 185.00 | 477 | bu. (45 lbs.) | \$21,479 |
| • Sweet Corn (Fresh) | 8 | 9.0 | 9.0 | 650.00 | 5,850 | doz. ears | \$43,875 |
| • Tomatoes (Field) | 4 | 3.0 | 3.0 | 1,000.00 | 3,000 | lugs (20 lbs.) | \$114,000 |
| • Turnips (Fresh) | 14 | 9.0 | 9.0 | 610.00 | 5,490 | doz. bunches | \$109,800 |
| • Watermelon | 15 | 170.0 | 170.0 | 270.00 | 45,900 | cwt. | \$2,157,300 |

| Bienville Parish | | | Fisheries & Wildlife Enterprises Production | | | |
|--|---------------------|---------------------|---|------------------|-------------------|------------------|
| Fisheries | Number of Producers | Units of Production | Units of Measure | Total Production | Measure | Gross Farm Value |
| FISHERIES & WILDLIFE ENTERPRISES (TOTAL) | * | | | | | \$5,260,157 |
| FUR ANIMALS (TOTAL) | * | | | 35 | pelts | \$237 |
| ALLIGATORS (WILD) (TOTAL) | * | | | 26 | number of animals | \$5,504 |
| HUNTING LEASES (TOTAL) | * | | | | | \$5,250,000 |
| • All Other Game | 180 | 300,000 | No. Acres Leased | | acre | \$5,250,000 |
| HONEY (TOTAL) | 8 | 24 | No. Hives | 2,400 | lbs. | \$4,416 |

| Bienville Parish | | | Animal Enterprises Production | | | |
|----------------------------|---------------------|---------------------|-------------------------------|------------------|---------|------------------|
| Animal | Number of Producers | Units of Production | Units of Measure | Total Production | Measure | Gross Farm Value |
| ANIMAL ENTERPRISES (TOTAL) | * | | | | | \$46,793,536 |
| CATTLE & CALVES (TOTAL) | 112 | 2,750 | No. Cows | | | \$1,915,844 |
| • Steer Calves | * | | | | | \$969,680 |
| ◦ 300-400 lbs. | * | | | 280 | head | \$151,978 |
| ◦ 400-500 lbs. | * | | | 350 | head | \$231,935 |
| ◦ 500-600 lbs. | * | | | 385 | head | \$290,563 |
| ◦ 600-700 lbs. | * | | | 350 | head | \$295,204 |
| • Heifer Calves | * | | | | | \$443,121 |
| ◦ 300-400 lbs. | * | | | 170 | head | \$77,177 |
| ◦ 400-500 lbs. | * | | | 435 | head | \$243,709 |
| ◦ 500-600 lbs. | * | | | 85 | head | \$55,890 |
| ◦ 600-700 lbs. | * | | | 90 | head | \$66,345 |
| • Yearling Cattle | * | | | | | \$210,409 |
| ◦ 600-700 lbs. | * | | | 185 | head | \$146,200 |
| ◦ 700-800 lbs. | * | | | 75 | head | \$64,209 |
| • Cow-Calf Pairs | * | | | 110 | pair | \$114,356 |
| • Cull Cows | * | | | 145 | head | \$66,592 |
| • Cull Bulls | * | | | 90 | head | \$111,686 |
| HORSES (TOTAL) | * | | | | | \$1,269,500 |
| • Brood Mares | * | | | | | \$285,000 |
| ◦ Race Horses | 3 | 30 | No. Brood Mares | 18 | head | \$108,000 |
| ◦ Show Horses | * | 3 | No. Brood Mares | 3 | head | \$12,000 |

| | | | | |
|------------------------|----------|---------------------|---------------------------------|---------------------|
| ° Recreation Horses | 170 | 195 No. Brood Mares | 150 head | \$165,000 |
| • Stud Fees | * | | | \$114,500 |
| ° Race Horses | * | 4 No. Stallions | 12 mares bred | \$30,000 |
| ° Show Horses | * | 8 No. Stallions | 18 mares bred | \$27,000 |
| ° Recreation Horses | * | 20 No. Stallions | 115 mares bred | \$57,500 |
| • Race Horses | 10 | | 12 head | \$120,000 |
| • Show Horses | 10 | | 40 head | \$300,000 |
| • Recreation Horses | 300 | | 300 head | \$450,000 |
| POULTRY (TOTAL) | * | | | \$43,595,851 |
| • Broilers | 12 | | 40,871,874 lbs. | \$41,689,311 |
| • Breeder Flocks | * | 52,371 No. Birds | 661,993 doz. hatching eggs sold | \$1,906,540 |
| GOATS (TOTAL) | 3 | 55 No. Does | | \$12,341 |
| • Slaughter Goats | * | | 25 head | \$5,055 |
| • Stocker Goats | * | | 20 head | \$5,236 |
| • Cull Goats | * | | 10 head | \$2,051 |

Bienville Parish - All Enterprises (TOTAL)

\$97,622,638

| Bossier Parish | | | | | Plant Enterprises Production | | |
|----------------------------------|---------------------|---------------|-----------------|----------------|------------------------------|------------|---------------------|
| Crop | Number of Producers | Planted Acres | Harvested Acres | Yield Per Acre | Total Production | Measure | Gross Farm Value |
| PLANT ENTERPRISES (TOTAL) | * | | | | | | \$39,452,490 |
| COTTON (TOTAL) | * | 764.0 | 764.0 | | | | \$783,016 |
| • Lint - Irrigated | * | 134.0 | 134.0 | 1,100.00 | 147,400 | lbs. | \$115,562 |
| • Lint - Non-irrigated | * | 630.0 | 630.0 | 950.00 | 598,500 | lbs. | \$469,224 |
| • Seed - Irrigated | * | 134.0 | 134.0 | 1,760.00 | 235,840 | lbs. | \$39,173 |
| • Seed - Non-irrigated | * | 630.0 | 630.0 | 1,520.00 | 957,600 | lbs. | \$159,057 |
| FORESTRY (TOTAL) | * | | | | | | \$19,787,663 |
| • Pulpwood | * | | | | | | |
| ° Pine | * | | | | 91,715 | cords | |
| ° Hardwood | * | | | | 17,559 | cords | |
| • Chip & Saw | * | | | | 8,595 | cords | |
| • Saw Timber | * | | | | | | |
| ° Pine | * | | | | 28,998,882 | board feet | |

| | | | | | | |
|---|----|---------|----------|----------------------|----------------------|--------------|
| ° Hardwood | * | | | | 1,037,405 board feet | |
| • Total Pulpwood, Chip & Saw, Saw Timber FOB Mill | * | | | | | \$19,743,563 |
| • Total Forestry Stumpage | * | | | | | \$8,697,274 |
| • Christmas Trees | * | | | | 525 trees | \$44,100 |
| FRUITS (TOTAL) | * | | 44.0 | | | \$578,633 |
| • Blackberries | 3 | | 6.0 | 3,300.00 | 19,800 pints | \$100,980 |
| • Blueberries | 5 | | 11.0 | 3,100.00 | 34,100 lbs. | \$161,975 |
| • Mayhaws | * | | 3.0 | | | \$29,700 |
| ° Native | 5 | | 3.0 | 3,600.00 | 10,800 lbs. | \$29,700 |
| • Muscadines | * | | 12.0 | | | \$250,800 |
| ° Muscadines (Fresh) | 5 | | 12.0 | 1,900.00 | 22,800 gals | \$250,800 |
| • Peaches | 6 | | 12.0 | 65.00 | 780 bu. | \$35,178 |
| FEED GRAINS (TOTAL) | * | 3,006.0 | 2,291.0 | | | \$1,347,116 |
| • Corn | 5 | 2,500.0 | 1,785.0 | 110.00 | 196,350 bu. | \$1,105,451 |
| • Grain Sorghum | * | 506.0 | 506.0 | 80.00 | 40,480 bu. | \$241,666 |
| GREENHOUSE VEGETABLES (TOTAL) | * | | 8,900.0 | | | \$208,038 |
| • Tomatoes | * | | 8,900.0 | 8.50 Yield / sq. ft. | 75,650 lbs. | \$208,038 |
| HAY FOR SALE (TOTAL) | * | | 28,000.0 | | | \$4,314,240 |
| • Grass | 80 | | 28,000.0 | 1.50 | 42,000 tons | \$4,314,240 |
| HOME GARDENS (TOTAL) | * | | | | | \$9,476,480 |
| NURSERY CROPS (TOTAL) | * | | 17.0 | | | \$1,009,638 |
| • Fruit and Nut Trees | 5 | | 11.0 | | acre | \$25,211 |
| • Floraculture & Bedding Plants | 12 | | 3.0 | | acre | \$856,794 |
| • Woody Ornamentals | 4 | | 2.0 | | acre | \$91,166 |
| • Foliage Plants | 5 | | 1.0 | | acre | \$36,466 |
| PECANS (TOTAL) | * | | 450.0 | | | \$77,461 |
| • Improved | 10 | | 370.0 | 155.00 | 57,350 lbs. | \$72,261 |
| • Native | 10 | | 80.0 | 130.00 | 10,400 lbs. | \$5,200 |
| SOYBEANS (TOTAL) | 18 | 6,000.0 | 4,500.0 | 19.00 | 85,500 bu. | \$1,013,175 |
| VEGETABLES (TOTAL) | * | 42.0 | 41.0 | | | \$857,031 |
| • Cucumber | * | 2.0 | 2.0 | | | \$14,820 |
| ° Cucumber (Fresh) | 7 | 2.0 | 2.0 | 380.00 | 760 bu. (50 lbs.) | \$14,820 |
| • Irish Potatoes | * | 2.0 | 2.0 | | | \$16,046 |
| ° Irish Potatoes (Fresh) | 4 | 2.0 | 2.0 | 113.00 | 226 cwt. | \$16,046 |
| • Okra (Fresh) | 15 | 4.0 | 4.0 | 190.00 | 760 bu. | \$37,240 |
| • Snap Beans (Fresh) | 7 | 3.0 | 3.0 | 130.00 | 390 bu. (30 lbs.) | \$19,500 |

| | | | | | | |
|-------------------------|----|------|-----|----------|-----------------------|-----------|
| • Southern Peas (Fresh) | 20 | 10.0 | 9.0 | 90.00 | 810 bu. (24 lbs.) | \$27,135 |
| • Squash (Fresh) | * | 1.0 | 1.0 | | | \$5,040 |
| ◦ Yellow Squash | * | 1.0 | 1.0 | 112.00 | 112 bu. (45 lbs.) | \$5,040 |
| • Sweet Corn (Fresh) | 10 | 5.0 | 5.0 | 510.00 | 2,550 doz. ears | \$19,125 |
| • Tomatoes (Field) | 21 | 8.0 | 8.0 | 2,100.00 | 16,800 lugs (20 lbs.) | \$638,400 |
| • Turnips (Fresh) | 12 | 4.0 | 4.0 | 600.00 | 2,400 doz. bunches | \$48,000 |
| • Watermelon | 4 | 3.0 | 3.0 | 225.00 | 675 cwt. | \$31,725 |

Bossier Parish Fisheries & Wildlife Enterprises Production

| Fisheries | Number of Producers | Units of Production | Units of Measure | Total Production | Measure | Gross Farm Value |
|---|---------------------|---------------------|------------------|------------------|-------------------|------------------|
| FISHERIES & WILDLIFE ENTERPRISES (TOTAL) | * | | | | | \$3,632,490 |
| FUR ANIMALS (TOTAL) | * | | | 65 | pelts | \$440 |
| ALLIGATORS (WILD) (TOTAL) | * | | | 30 | number of animals | \$6,351 |
| HUNTING LEASES (TOTAL) | * | | | | | \$3,421,560 |
| • Waterfowl | 35 | 3,400 | No. Acres Leased | | acre | \$96,560 |
| • All Other Game | 325 | 190,000 | No. Acres Leased | | acre | \$3,325,000 |
| HONEY (TOTAL) | 93 | 1,500 | No. Hives | 110,945 | lbs. | \$204,139 |

Bossier Parish Animal Enterprises Production

| Animal | Number of Producers | Units of Production | Units of Measure | Total Production | Measure | Gross Farm Value |
|-----------------------------------|---------------------|---------------------|------------------|------------------|---------|------------------|
| ANIMAL ENTERPRISES (TOTAL) | * | | | | | \$35,458,586 |
| CATTLE & CALVES (TOTAL) | 192 | 13,360 | No. Cows | | | \$10,607,386 |
| • Steer Calves | * | | | | | \$3,567,557 |
| ◦ 300-400 lbs. | * | | | 1,200 | head | \$651,336 |
| ◦ 400-500 lbs. | * | | | 1,500 | head | \$994,005 |
| ◦ 500-600 lbs. | * | | | 1,150 | head | \$867,917 |
| ◦ 600-700 lbs. | * | | | 1,250 | head | \$1,054,300 |
| • Heifer Calves | * | | | | | \$968,415 |
| ◦ 300-400 lbs. | * | | | 310 | head | \$140,735 |
| ◦ 400-500 lbs. | * | | | 350 | head | \$196,088 |
| ◦ 500-600 lbs. | * | | | 400 | head | \$263,010 |
| ◦ 600-700 lbs. | * | | | 500 | head | \$368,583 |
| • Yearling Cattle | * | | | | | \$2,897,655 |

| | | | | | |
|---------------------|-----|-------|-------------------|----------------|--------------|
| ° 600-700 lbs. | * | | | 1,500 head | \$1,185,405 |
| ° 700-800 lbs. | * | | | 2,000 head | \$1,712,250 |
| • Cow-Calf Pairs | * | | | 2,795 pair | \$2,905,682 |
| • Cull Cows | * | | | 300 head | \$137,777 |
| • Cull Bulls | * | | | 105 head | \$130,300 |
| DAIRY (TOTAL) | * | | | | \$28,188 |
| • Dairy Goats | 6 | 30 | Total Adult Does | 48,600 Pounds | \$28,188 |
| HORSES (TOTAL) | * | | | | \$24,625,000 |
| • Brood Mares | * | | | | \$6,250,000 |
| ° Race Horses | 135 | 1,500 | No. Brood Mares | 800 head | \$4,800,000 |
| ° Show Horses | 40 | 185 | No. Brood Mares | 170 head | \$680,000 |
| ° Recreation Horses | 690 | 1,325 | No. Brood Mares | 700 head | \$770,000 |
| • Stud Fees | * | | | | \$1,180,000 |
| ° Race Horses | * | 200 | No. Stallions | 400 mares bred | \$1,000,000 |
| ° Show Horses | * | 19 | No. Stallions | 60 mares bred | \$90,000 |
| ° Recreation Horses | * | 19 | No. Stallions | 180 mares bred | \$90,000 |
| • Race Horses | 140 | | | 1,400 head | \$14,000,000 |
| • Show Horses | 40 | | | 190 head | \$1,425,000 |
| • Recreation Horses | 690 | | | 1,180 head | \$1,770,000 |
| POULTRY (TOTAL) | * | | | | \$7,140 |
| • Broilers | * | | | 7,000 lbs. | \$7,140 |
| SHEEP (TOTAL) | 3 | 80 | No. Breeding Ewes | | \$36,516 |
| • Wool | * | 75 | No. Sheared | 320 lbs. | \$256 |
| • Slaughter Lambs | * | | | 50 cwt. | \$15,621 |
| • Feeder Lambs | * | | | 30 cwt. | \$5,968 |
| • Show Lambs | * | | | 20 head | \$8,000 |
| • Stocker Sheep | * | | | 20 head | \$4,851 |
| • Cull Sheep | * | | | 10 head | \$1,821 |
| GOATS (TOTAL) | 10 | 100 | No. Does | | \$31,046 |
| • Show Goats | * | | | 30 head | \$12,000 |
| • Slaughter Goats | * | | | 30 head | \$6,065 |
| • Stocker Goats | * | | | 30 head | \$7,854 |
| • Cull Goats | * | | | 25 head | \$5,127 |
| SWINE (TOTAL) | 7 | 55 | No. Sows | | \$98,309 |
| • Show Pigs | * | | | 25 head | \$10,000 |
| • Feeder Pigs | * | | | 300 head | \$11,407 |

| | | | | |
|------------------------|---|----------------|----------|----------|
| • Slaughter Hogs | * | | 400 head | \$71,947 |
| • Culls | * | | 30 head | \$4,955 |
| EXOTIC ANIMALS (TOTAL) | * | | | \$25,000 |
| • Deer/Antelope | * | 75 No. Animals | 50 head | \$25,000 |

Bossier Parish - All Enterprises (TOTAL)

\$78,543,566

| Caddo Parish | | | | | Plant Enterprises Production | | |
|---|---------------------|---------------|-----------------|----------------|------------------------------|-----------------|------------------|
| Crop | Number of Producers | Planted Acres | Harvested Acres | Yield Per Acre | Total Production | Measure | Gross Farm Value |
| PLANT ENTERPRISES (TOTAL) | * | | | | | | \$63,481,590 |
| COTTON (TOTAL) | 15 | 7,575.0 | 7,553.0 | | | | \$9,514,605 |
| • Lint - Irrigated | * | 7,575.0 | 7,553.0 | 1,200.00 | 9,063,600 | lbs. | \$7,105,862 |
| • Seed - Irrigated | * | 7,575.0 | 7,553.0 | 1,920.00 | 14,501,760 | lbs. | \$2,408,742 |
| FORESTRY (TOTAL) | * | | | | | | \$14,816,728 |
| • Pulpwood | * | | | | | | |
| ◦ Pine | * | | | | 83,883 | cords | |
| ◦ Hardwood | * | | | | 22,585 | cords | |
| • Chip & Saw | * | | | | 7,960 | cords | |
| • Saw Timber | * | | | | | | |
| ◦ Pine | * | | | | 14,710,368 | board feet | |
| ◦ Hardwood | * | | | | 850,221 | board feet | |
| • Total Pulpwood, Chip & Saw, Saw Timber FOB Mill | * | | | | | | \$14,744,578 |
| • Total Forestry Stumpage | * | | | | | | \$5,819,860 |
| • Christmas Trees | 4 | | | | 850 | trees | \$71,400 |
| • Pine Straw | 5 | | | | 250 | bales (40 lbs.) | \$750 |
| FRUITS (TOTAL) | * | | 79.5 | | | | \$1,284,206 |
| • Blueberries | 5 | | 20.0 | 7,300.00 | 146,000 | lbs. | \$693,500 |
| • Figs | * | | 1.5 | 3,900.00 | 5,850 | lbs. | \$21,938 |
| • Mayhaws | * | | 23.0 | | | | \$226,119 |
| ◦ Native | 7 | | 23.0 | 3,575.00 | 82,225 | lbs. | \$226,119 |
| • Muscadines | * | | 25.0 | | | | \$275,000 |
| ◦ Muscadines (Fresh) | 7 | | 25.0 | 1,000.00 | 25,000 | gals | \$275,000 |
| • Peaches | 7 | | 10.0 | 150.00 | 1,500 | bu. | \$67,650 |

| | | | | | | |
|------------------------------------|-----|----------|----------|----------------------|-----------------------|--------------|
| FEED GRAINS (TOTAL) | * | 12,000.0 | 11,500.0 | | | \$11,330,375 |
| • Corn | 51 | 12,000.0 | 11,500.0 | 175.00 | 2,012,500 bu. | \$11,330,375 |
| GREENHOUSE VEGETABLES (TOTAL) | * | | 20,100.0 | | | \$442,200 |
| • Tomatoes | * | | 20,100.0 | 8.00 Yield / sq. ft. | 160,800 lbs. | \$442,200 |
| HAY FOR SALE (TOTAL) | * | | 5,650.0 | | | \$1,043,703 |
| • Alfalfa | * | | 150.0 | 6.00 | 900 tons | \$196,263 |
| • Grass | 100 | | 5,500.0 | 1.50 | 8,250 tons | \$847,440 |
| HOME GARDENS (TOTAL) | * | | | | | \$17,044,064 |
| NURSERY CROPS (TOTAL) | * | | 55.0 | | | \$530,959 |
| • Fruit and Nut Trees | 12 | | 15.0 | | acre | \$63,028 |
| • Floraculture & Bedding Plants | 10 | | 25.0 | | acre | \$285,598 |
| • Woody Ornamentals | 10 | | 8.0 | | acre | \$121,555 |
| • Foliage Plants | * | | 7.0 | | acre | \$60,777 |
| PECANS (TOTAL) | * | | 550.0 | | | \$143,625 |
| • Improved | 10 | | 250.0 | 325.00 | 81,250 lbs. | \$102,375 |
| • Native | 80 | | 300.0 | 275.00 | 82,500 lbs. | \$41,250 |
| SOD PRODUCTION (TOTAL) | * | | 220.0 | | acre | \$1,562,880 |
| SOYBEANS (TOTAL) | 25 | 8,000.0 | 8,000.0 | 45.00 | 360,000 bu. | \$4,266,000 |
| SWEET POTATOES (TOTAL) | * | 15.0 | 15.0 | 400.00 | 6,000 bu. (50 lbs.) | \$135,000 |
| • Sweet Potatoes (Canning) | * | 15.0 | 15.0 | 0.00 | bu. (50 lbs.) | |
| • Sweet Potatoes (Fresh) | * | 15.0 | 15.0 | 400.00 | 6,000 bu. (50 lbs.) | \$135,000 |
| • Sweet Potatoes (Processing) | * | 15.0 | 15.0 | 0.00 | bu. (50 lbs.) | |
| VEGETABLES (TOTAL) | * | 88.0 | 88.0 | | | \$1,317,595 |
| • Peppers | * | 17.0 | 17.0 | | | \$229,870 |
| ° Banana | 9 | 8.0 | 8.0 | 280.00 | 2,240 bu. (25 lbs.) | \$78,400 |
| ° Bell | 9 | 9.0 | 9.0 | 680.00 | 6,120 bu. (28 lbs.) | \$151,470 |
| • Squash (Fresh) | * | 2.0 | 2.0 | | | \$21,600 |
| ° Yellow Squash | * | 2.0 | 2.0 | 240.00 | 480 bu. (45 lbs.) | \$21,600 |
| • Sweet Corn (Fresh) | 20 | 55.0 | 55.0 | 650.00 | 35,750 doz. ears | \$268,125 |
| • Tomatoes (Field) | 8 | 14.0 | 14.0 | 1,500.00 | 21,000 lugs (20 lbs.) | \$798,000 |
| WHEAT (TOTAL) | * | 600.0 | 150.0 | 50.00 | 7,500 bu. | \$49,650 |

| Caddo Parish | | Fisheries & Wildlife Enterprises Production | | | | |
|--|---------------------|---|------------------|------------------|-------------------|------------------|
| Fisheries | Number of Producers | Units of Production | Units of Measure | Total Production | Measure | Gross Farm Value |
| FISHERIES & WILDLIFE ENTERPRISES (TOTAL) | * | | | | | \$1,047,893 |
| AQUACULTURE (TOTAL) | * | | | | | \$135,000 |
| • Other Species | * | 4 | Acres in Prod. | 3,000 | lbs. | \$135,000 |
| FRESHWATER FISHERIES (TOTAL) | * | | | | | \$17,323 |
| • Freshwater Finfish | 25 | | | 47,124 | lbs. | \$17,323 |
| FUR ANIMALS (TOTAL) | * | | | 81 | pelts | \$549 |
| ALLIGATORS (WILD) (TOTAL) | * | | | 61 | number of animals | \$12,914 |
| HUNTING LEASES (TOTAL) | * | | | | | \$863,800 |
| • Waterfowl | 60 | 7,000 | No. Acres Leased | | acre | \$198,800 |
| • All Other Game | 125 | 38,000 | No. Acres Leased | | acre | \$665,000 |
| HONEY (TOTAL) | 10 | 990 | No. Hives | 9,950 | lbs. | \$18,308 |

| Caddo Parish | | Animal Enterprises Production | | | | |
|----------------------------|---------------------|-------------------------------|------------------|------------------|---------|------------------|
| Animal | Number of Producers | Units of Production | Units of Measure | Total Production | Measure | Gross Farm Value |
| ANIMAL ENTERPRISES (TOTAL) | * | | | | | \$35,273,466 |
| CATTLE & CALVES (TOTAL) | 340 | 19,250 | No. Cows | | | \$14,660,312 |
| • Steer Calves | * | | | | | \$6,101,310 |
| ◦ 300-400 lbs. | * | | | 2,500 | head | \$1,356,950 |
| ◦ 400-500 lbs. | * | | | 4,520 | head | \$2,995,268 |
| ◦ 500-600 lbs. | * | | | 1,200 | head | \$905,652 |
| ◦ 600-700 lbs. | * | | | 1,000 | head | \$843,440 |
| • Heifer Calves | * | | | | | \$4,649,002 |
| ◦ 300-400 lbs. | * | | | 2,600 | head | \$1,180,361 |
| ◦ 400-500 lbs. | * | | | 3,500 | head | \$1,960,875 |
| ◦ 500-600 lbs. | * | | | 1,200 | head | \$789,030 |
| ◦ 600-700 lbs. | * | | | 975 | head | \$718,736 |
| • Cow-Calf Pairs | * | | | 2,800 | pair | \$2,910,880 |
| • Cull Cows | * | | | 1,500 | head | \$688,883 |
| • Cull Bulls | * | | | 250 | head | \$310,238 |
| DAIRY (TOTAL) | * | | | | | \$48,863 |
| • Dairy Cows | * | | | | | \$48,863 |
| ◦ Milk | * | 22 | No. Adult Cows | 225,500 | pounds | \$40,838 |

| | | | | | |
|-------------------------------|-----------|------------|------------------------|----------------------|---------------------|
| ° Bred Heifers | * | | | 1 head | \$1,200 |
| ° Adult Cows | * | | | 2 head | \$2,500 |
| ° Cull Cows | * | | | 6 head | \$4,125 |
| ° Bull Calves | * | | | 10 head | \$200 |
| HORSES (TOTAL) | * | | | | \$20,350,000 |
| • Brood Mares | * | | | | \$4,200,000 |
| ° Race Horses | 120 | 500 | No. Brood Mares | 375 head | \$2,250,000 |
| ° Show Horses | 65 | 500 | No. Brood Mares | 350 head | \$1,400,000 |
| ° Recreation Horses | 400 | 1,065 | No. Brood Mares | 500 head | \$550,000 |
| • Stud Fees | * | | | | \$5,150,000 |
| ° Race Horses | * | 55 | No. Stallions | 1,810 mares bred | \$4,525,000 |
| ° Show Horses | * | 15 | No. Stallions | 250 mares bred | \$375,000 |
| ° Recreation Horses | * | 75 | No. Stallions | 500 mares bred | \$250,000 |
| • Race Horses | 150 | | | 650 head | \$6,500,000 |
| • Show Horses | 80 | | | 400 head | \$3,000,000 |
| • Recreation Horses | 350 | | | 1,000 head | \$1,500,000 |
| POULTRY (TOTAL) | * | | | | \$1,170 |
| • Edible Eggs | 55 | 1,200 | No. Hens | 1,300 doz. eggs sold | \$1,170 |
| RABBITS (TOTAL) | * | | | | \$25,500 |
| • Fryers | 12 | 165 | No. Animals | 600 lbs. | \$1,500 |
| • Does | 15 | 1,500 | No. Animals | 6,000 lbs. | \$24,000 |
| QUAIL (TOTAL) | 10 | 390 | No. Breed Stock | 4,000 each | \$16,000 |
| GOATS (TOTAL) | 40 | 450 | No. Does | | \$140,774 |
| • Show Goats | * | | | 45 head | \$18,000 |
| • Slaughter Goats | * | | | 85 head | \$17,185 |
| • Stocker Goats | * | | | 325 head | \$85,082 |
| • Cull Goats | * | | | 100 head | \$20,507 |
| SWINE (TOTAL) | 5 | 35 | No. Sows | | \$13,346 |
| • Show Pigs | * | | | 2 head | \$800 |
| • Feeder Pigs | * | | | 50 head | \$1,901 |
| • Slaughter Hogs | * | | | 50 head | \$8,993 |
| • Culls | * | | | 10 head | \$1,652 |
| EXOTIC ANIMALS (TOTAL) | * | | | | \$17,500 |
| • Deer/Antelope | * | 45 | No. Animals | 35 head | \$17,500 |

Caddo Parish - All Enterprises (TOTAL)

\$99,802,948

| Calcasieu Parish | | | | | Plant Enterprises Production | | |
|---|---------------------|---------------|-----------------|----------------|------------------------------|------------|------------------|
| Crop | Number of Producers | Planted Acres | Harvested Acres | Yield Per Acre | Total Production | Measure | Gross Farm Value |
| PLANT ENTERPRISES (TOTAL) | * | | | | | | \$28,124,679 |
| FORESTRY (TOTAL) | * | | | | | | \$3,641,559 |
| • Pulpwood | * | | | | | | |
| ◦ Pine | * | | | | 32,577 | ords | |
| ◦ Hardwood | * | | | | 307 | ords | |
| • Chip & Saw | * | | | | 793 | ords | |
| • Saw Timber | * | | | | | | |
| ◦ Pine | * | | | | 2,936,099 | board feet | |
| ◦ Hardwood | * | | | | 38,831 | board feet | |
| • Total Pulpwood, Chip & Saw, Saw Timber FOB Mill | * | | | | | | \$3,641,559 |
| • Total Forestry Stumpage | * | | | | | | \$1,367,509 |
| FRUITS (TOTAL) | * | | 22.0 | | | | \$155,126 |
| • Blackberries | 6 | | 2.0 | 3,025.00 | 6,050 | pints | \$30,855 |
| • Blueberries | 4 | | 3.5 | 3,455.00 | 12,093 | lbs. | \$57,439 |
| • Citrus | * | | 4.0 | | | | \$29,520 |
| ◦ Satsumas | * | | 4.0 | 180.00 | 720 | bu. | \$29,520 |
| • Figs | 3 | | 0.5 | 2,450.00 | 1,225 | lbs. | \$4,594 |
| • Mayhaws | * | | 7.0 | | | | \$28,538 |
| ◦ Native | 7 | | 5.0 | 1,450.00 | 7,250 | lbs. | \$19,938 |
| ◦ Orchard | * | | 2.0 | 2,150.00 | 4,300 | lbs. | \$8,600 |
| • Muscadines | * | | 5.0 | | | | \$4,180 |
| ◦ Muscadines (Commercial) | 5 | | 5.0 | 4.00 | 20 | tons | \$4,180 |
| HAY FOR SALE (TOTAL) | * | | 4,250.0 | | | | \$1,309,680 |
| • Grass | 35 | | 4,250.0 | 3.00 | 12,750 | tons | \$1,309,680 |
| HOME GARDENS (TOTAL) | * | | | | | | \$15,019,296 |
| PECANS (TOTAL) | * | | 105.0 | | | | \$14,787 |
| • Improved | 6 | | 85.0 | 132.00 | 11,220 | lbs. | \$14,137 |
| • Native | 8 | | 20.0 | 65.00 | 1,300 | lbs. | \$650 |
| RICE (TOTAL) | 21 | 8,826.0 | 8,725.0 | 66.00 | 575,850 | cwt. | \$7,894,904 |
| SOYBEANS (TOTAL) | * | 4.5 | 0.0 | 0.00 | | bu. | |
| SUGARCANE (TOTAL) | * | 37.0 | 34.4 | | | | \$38,037 |
| • Raw Sugar | * | 37.0 | 34.4 | 5864.54 | 201,740 | lbs. | \$36,313 |
| • Molasses | * | 37.0 | 34.4 | 126.44 | 4,350 | gal. | \$1,724 |
| VEGETABLES (TOTAL) | * | 9.0 | 9.0 | | | | \$51,290 |

| | | | | | | |
|-------------------|---|------|-----|--------|------------------|----------|
| • Mustard (Fresh) | * | 1.0 | 1.0 | 345.00 | 345 doz. bunches | \$6,210 |
| • Okra (Fresh) | 5 | 8.0 | 8.0 | 115.00 | 920 bu. | \$45,080 |
| WHEAT (TOTAL) | * | 25.0 | 0.0 | 0.00 | bu. | |

| Calcasieu Parish | | Fisheries & Wildlife Enterprises Production | | | | |
|--|---------------------|---|------------------|------------------|-------------------|------------------|
| Fisheries | Number of Producers | Units of Production | Units of Measure | Total Production | Measure | Gross Farm Value |
| FISHERIES & WILDLIFE ENTERPRISES (TOTAL) | * | | | | | \$6,317,930 |
| AQUACULTURE (TOTAL) | * | | | | | \$3,779,820 |
| • Crawfish (Farm) | 20 | 5,060 | Acres in Prod. | 2,277,000 | lbs. | \$3,779,820 |
| FRESHWATER FISHERIES (TOTAL) | * | | | | | \$11,295 |
| • Freshwater Finfish | 54 | | | 30,727 | lbs. | \$11,295 |
| MARINE FISHERIES (TOTAL) | * | | | | | \$1,466,197 |
| • Shrimp | 100 | | | 715,739 | lbs. | \$1,010,122 |
| • Crabs | 56 | | | 286,066 | lbs. | \$456,074 |
| FUR ANIMALS (TOTAL) | * | | | 106 | pelts | \$718 |
| ALLIGATORS (WILD) (TOTAL) | * | | | 204 | number of animals | \$43,187 |
| HUNTING LEASES (TOTAL) | * | | | | | \$770,935 |
| • Waterfowl | 47 | 24,650 | No. Acres Leased | | acre | \$700,060 |
| • All Other Game | 13 | 4,050 | No. Acres Leased | | acre | \$70,875 |
| HONEY (TOTAL) | 74 | 1,980 | No. Hives | 133,575 | lbs. | \$245,778 |

| Calcasieu Parish | | Animal Enterprises Production | | | | |
|----------------------------|---------------------|-------------------------------|------------------|------------------|---------|------------------|
| Animal | Number of Producers | Units of Production | Units of Measure | Total Production | Measure | Gross Farm Value |
| ANIMAL ENTERPRISES (TOTAL) | * | | | | | \$50,596,304 |
| CATTLE & CALVES (TOTAL) | 398 | 25,800 | No. Cows | | | \$17,875,395 |
| • Steer Calves | * | | | | | \$6,111,191 |
| ° 300-400 lbs. | * | | | 3,881 | head | \$2,106,529 |
| ° 400-500 lbs. | * | | | 4,447 | head | \$2,946,893 |
| ° 500-600 lbs. | * | | | 940 | head | \$709,427 |
| ° 600-700 lbs. | * | | | 413 | head | \$348,341 |
| • Heifer Calves | * | | | | | \$5,078,097 |
| ° 300-400 lbs. | * | | | 2,669 | head | \$1,211,686 |

| | | | | | |
|---------------------|-----|-------|-------------------|-------------------------------|--------------|
| ° 400-500 lbs. | * | | | 3,580 head | \$2,005,695 |
| ° 500-600 lbs. | * | | | 1,711 head | \$1,125,025 |
| ° 600-700 lbs. | * | | | 998 head | \$735,691 |
| • Yearling Cattle | * | | | | \$3,375,307 |
| ° 600-700 lbs. | * | | | 1,722 head | \$1,360,845 |
| ° 700-800 lbs. | * | | | 2,353 head | \$2,014,462 |
| • Cow-Calf Pairs | * | | | 314 pair | \$326,434 |
| • Cull Cows | * | | | 4,850 head | \$2,227,387 |
| • Cull Bulls | * | | | 610 head | \$756,980 |
| DAIRY (TOTAL) | * | | | | \$18,850 |
| • Dairy Goats | 5 | 47 | Total Adult Does | 32,500 Pounds | \$18,850 |
| HORSES (TOTAL) | * | | | | \$32,219,000 |
| • Brood Mares | * | | | | \$5,529,500 |
| ° Race Horses | 315 | 1,285 | No. Brood Mares | 875 head | \$5,250,000 |
| ° Show Horses | 85 | 285 | No. Brood Mares | 52 head | \$208,000 |
| ° Recreation Horses | 345 | 287 | No. Brood Mares | 65 head | \$71,500 |
| • Stud Fees | * | | | | \$667,000 |
| ° Race Horses | * | 63 | No. Stallions | 245 mares bred | \$612,500 |
| ° Show Horses | * | 10 | No. Stallions | 26 mares bred | \$39,000 |
| ° Recreation Horses | * | 10 | No. Stallions | 31 mares bred | \$15,500 |
| • Race Horses | 550 | | | 2,021 head | \$20,210,000 |
| • Show Horses | 150 | | | 325 head | \$2,437,500 |
| • Recreation Horses | 952 | | | 2,250 head | \$3,375,000 |
| POULTRY (TOTAL) | * | | | | \$6,844 |
| • Edible Eggs | 35 | 475 | No. Hens | 3,592 doz. eggs sold | \$3,233 |
| • Breeder Flocks | 52 | 535 | No. Birds | 1,254 doz. hatching eggs sold | \$3,612 |
| RABBITS (TOTAL) | * | | | | \$3,463 |
| • Fryers | 10 | 168 | No. Animals | 345 lbs. | \$863 |
| • Does | 12 | 65 | No. Animals | 650 lbs. | \$2,600 |
| SHEEP (TOTAL) | 10 | 125 | No. Breeding Ewes | | \$60,253 |
| • Slaughter Lambs | * | | | 85 cwt. | \$26,555 |
| • Feeder Lambs | * | | | 42 cwt. | \$8,355 |
| • Show Lambs | * | | | 35 head | \$14,000 |
| • Stocker Sheep | * | | | 31 head | \$7,519 |
| • Cull Sheep | * | | | 21 head | \$3,824 |
| GOATS (TOTAL) | 68 | 1,254 | No. Does | | \$264,697 |

| | | | | |
|------------------------|----|----------------|----------|-----------|
| • Show Goats | * | | 89 head | \$35,600 |
| • Slaughter Goats | * | | 592 head | \$119,691 |
| • Stocker Goats | * | | 320 head | \$83,773 |
| • Cull Goats | * | | 125 head | \$25,634 |
| SWINE (TOTAL) | 13 | 76 No. Sows | | \$141,802 |
| • Show Pigs | * | | 245 head | \$98,000 |
| • Feeder Pigs | * | | 315 head | \$11,978 |
| • Slaughter Hogs | * | | 120 head | \$21,584 |
| • Culls | * | | 62 head | \$10,240 |
| EXOTIC ANIMALS (TOTAL) | * | | | \$6,000 |
| • Deer/Antelope | * | 26 No. Animals | 12 head | \$6,000 |

Calcasieu Parish - All Enterprises (TOTAL)

\$85,038,913

| Caldwell Parish | | | | | Plant Enterprises Production | | |
|---|---------------------|---------------|-----------------|----------------|------------------------------|------------|------------------|
| Crop | Number of Producers | Planted Acres | Harvested Acres | Yield Per Acre | Total Production | Measure | Gross Farm Value |
| PLANT ENTERPRISES (TOTAL) | * | | | | | | \$35,873,312 |
| COTTON (TOTAL) | * | 851.0 | 851.0 | | | | \$1,027,531 |
| • Lint - Irrigated | * | 497.0 | 497.0 | 1,275.00 | 633,675 | lbs. | \$496,801 |
| • Lint - Non-irrigated | * | 354.0 | 354.0 | 975.00 | 345,150 | lbs. | \$270,598 |
| • Seed - Irrigated | * | 497.0 | 497.0 | 2,040.00 | 1,013,880 | lbs. | \$168,405 |
| • Seed - Non-irrigated | * | 354.0 | 354.0 | 1,560.00 | 552,240 | lbs. | \$91,727 |
| FORESTRY (TOTAL) | * | | | | | | \$22,891,380 |
| • Pulpwood | * | | | | | | |
| ◦ Pine | * | | | | 108,614 | cords | |
| ◦ Hardwood | * | | | | 6,660 | cords | |
| • Chip & Saw | * | | | | 28,619 | cords | |
| • Saw Timber | * | | | | | | |
| ◦ Pine | * | | | | 30,318,363 | board feet | |
| ◦ Hardwood | * | | | | 1,632,511 | board feet | |
| • Total Pulpwood, Chip & Saw, Saw Timber FOB Mill | * | | | | | | \$22,891,380 |
| • Total Forestry Stumpage | * | | | | | | \$10,270,363 |
| FEED GRAINS (TOTAL) | * | 6,945.0 | 6,945.0 | | | | \$7,160,253 |

| | | | | | | |
|----------------------|----|---------|---------|--------|---------------|-------------|
| • Corn | 9 | 6,491.0 | 6,491.0 | 190.00 | 1,233,290 bu. | \$6,943,423 |
| • Grain Sorghum | * | 454.0 | 454.0 | 80.00 | 36,320 bu. | \$216,830 |
| HAY FOR SALE (TOTAL) | * | | 4,250.0 | | | \$873,120 |
| • Grass | 8 | | 4,250.0 | 2.00 | 8,500 tons | \$873,120 |
| HOME GARDENS (TOTAL) | * | | | | | \$702,304 |
| PECANS (TOTAL) | * | | 42.0 | | | \$6,880 |
| • Improved | * | | 42.0 | 130.00 | 5,460 lbs. | \$6,880 |
| RICE (TOTAL) | * | 69.0 | 69.0 | 50.00 | 3,450 cwt. | \$47,300 |
| SOYBEANS (TOTAL) | 11 | 6,001.0 | 6,001.0 | 42.00 | 252,042 bu. | \$2,986,698 |
| WHEAT (TOTAL) | 3 | 597.0 | 597.0 | 45.00 | 26,865 bu. | \$177,846 |

| Caldwell Parish | | Fisheries & Wildlife Enterprises Production | | | | |
|--|---------------------|---|------------------|------------------|-------------------|------------------|
| Fisheries | Number of Producers | Units of Production | Units of Measure | Total Production | Measure | Gross Farm Value |
| FISHERIES & WILDLIFE ENTERPRISES (TOTAL) | * | | | | | \$3,598,790 |
| FUR ANIMALS (TOTAL) | * | | | 35 | pelts | \$237 |
| ALLIGATORS (WILD) (TOTAL) | * | | | 37 | number of animals | \$7,833 |
| HUNTING LEASES (TOTAL) | * | | | | | \$3,585,200 |
| • Waterfowl | 6 | 3,000 | No. Acres Leased | | acre | \$85,200 |
| • All Other Game | 50 | 200,000 | No. Acres Leased | | acre | \$3,500,000 |
| HONEY (TOTAL) | 3 | 50 | No. Hives | 3,000 | lbs. | \$5,520 |

| Caldwell Parish | | Animal Enterprises Production | | | | |
|----------------------------|---------------------|-------------------------------|------------------|------------------|---------|------------------|
| Animal | Number of Producers | Units of Production | Units of Measure | Total Production | Measure | Gross Farm Value |
| ANIMAL ENTERPRISES (TOTAL) | * | | | | | \$5,280,223 |
| CATTLE & CALVES (TOTAL) | 183 | 4,022 | No. Cows | | | \$2,873,416 |
| • Steer Calves | * | | | | | \$1,052,364 |
| ° 300-400 lbs. | * | | | 402 | head | \$218,198 |
| ° 400-500 lbs. | * | | | 283 | head | \$187,536 |
| ° 500-600 lbs. | * | | | 431 | head | \$325,280 |
| ° 600-700 lbs. | * | | | 381 | head | \$321,351 |
| • Heifer Calves | * | | | | | \$743,510 |
| ° 300-400 lbs. | * | | | 358 | head | \$162,527 |
| ° 400-500 lbs. | * | | | 317 | head | \$177,599 |

| | | | | | |
|-------------------------------|----------|-----------|-----------------|---------------|--------------------|
| ° 500-600 lbs. | * | | | 285 head | \$187,395 |
| ° 600-700 lbs. | * | | | 293 head | \$215,989 |
| • Yearling Cattle | * | | | | \$511,107 |
| ° 600-700 lbs. | * | | | 273 head | \$215,744 |
| ° 700-800 lbs. | * | | | 345 head | \$295,363 |
| • Cow-Calf Pairs | * | | | 410 pair | \$426,236 |
| • Cull Cows | * | | | 208 head | \$95,525 |
| • Cull Bulls | * | | | 36 head | \$44,674 |
| HORSES (TOTAL) | * | | | | \$2,376,500 |
| • Brood Mares | * | | | | \$560,000 |
| ° Show Horses | 8 | 53 | No. Brood Mares | 30 head | \$120,000 |
| ° Recreation Horses | 463 | 583 | No. Brood Mares | 400 head | \$440,000 |
| • Stud Fees | * | | | | \$25,500 |
| ° Show Horses | * | 3 | No. Stallions | 11 mares bred | \$16,500 |
| ° Recreation Horses | * | 2 | No. Stallions | 18 mares bred | \$9,000 |
| • Show Horses | 8 | | | 101 head | \$757,500 |
| • Recreation Horses | 539 | | | 689 head | \$1,033,500 |
| GOATS (TOTAL) | 4 | 77 | No. Does | | \$29,508 |
| • Show Goats | * | | | 18 head | \$7,200 |
| • Slaughter Goats | * | | | 14 head | \$2,831 |
| • Stocker Goats | * | | | 65 head | \$17,016 |
| • Cull Goats | * | | | 12 head | \$2,461 |
| EXOTIC ANIMALS (TOTAL) | * | | | | \$800 |
| • Llama | * | 2 | No. Animals | 2 head | \$800 |

Caldwell Parish - All Enterprises (TOTAL)

\$44,752,325

| Cameron Parish | | | | | Plant Enterprises Production | | |
|---|---------------------|---------------|-----------------|----------------|------------------------------|---------|------------------|
| Crop | Number of Producers | Planted Acres | Harvested Acres | Yield Per Acre | Total Production | Measure | Gross Farm Value |
| PLANT ENTERPRISES (TOTAL) | * | | | | | | \$8,592,554 |
| FORESTRY (TOTAL) | * | | | | | | \$920 |
| • Pulpwood | * | | | | | | |
| ° Pine | * | | | | 11 | ords | |
| • Total Pulpwood, Chip & Saw, Saw Timber FOB Mill | * | | | | | | \$920 |
| • Total Forestry Stumpage | * | | | | | | \$278 |
| FRUITS (TOTAL) | * | | 14.0 | | | | \$73,200 |
| • Citrus | * | | 9.0 | | | | \$58,200 |
| ° Navels | 4 | | 4.0 | 175.00 | 700 | bu. | \$33,600 |
| ° Satsumas | 5 | | 5.0 | 120.00 | 600 | bu. | \$24,600 |
| • Figs | 5 | | 5.0 | 800.00 | 4,000 | lbs. | \$15,000 |
| HAY FOR SALE (TOTAL) | * | | 2,500.0 | | | | \$513,600 |
| • Grass | 55 | | 2,500.0 | 2.00 | 5,000 | tons | \$513,600 |
| HOME GARDENS (TOTAL) | * | | | | | | \$373,184 |
| RICE (TOTAL) | 6 | 10,582.0 | 10,582.0 | 52.00 | 550,264 | cwt. | \$7,544,119 |
| SOYBEANS (TOTAL) | * | 176.0 | 176.0 | 25.00 | 4,399 | bu. | \$52,128 |
| SUGARCANE (TOTAL) | * | 33.4 | 31.0 | | | | \$35,402 |
| • Raw Sugar | * | 33.4 | 31.0 | 6,056.82 | 187,761 | lbs. | \$33,797 |
| • Molasses | * | 33.4 | 31.0 | 130.59 | 4,048 | gal. | \$1,605 |

| Cameron Parish | | Fisheries & Wildlife Enterprises Production | | | | |
|--|---------------------|---|------------------|------------------|-------------------|------------------|
| Fisheries | Number of Producers | Units of Production | Units of Measure | Total Production | Measure | Gross Farm Value |
| FISHERIES & WILDLIFE ENTERPRISES (TOTAL) | * | | | | | \$27,036,588 |
| AQUACULTURE (TOTAL) | * | | | | | \$11,540,766 |
| • Crawfish (Farm) | 17 | 9,511 | Acres in Prod. | 5,707,440 | lbs. | \$9,474,350 |
| • Alligators (Farm) | * | | | 10,384 | number of animals | \$2,066,416 |
| MARINE FISHERIES (TOTAL) | * | | | | | \$3,197,749 |
| • Shrimp | 82 | | | 552,464 | lbs. | \$779,692 |
| • Crabs | 72 | | | 1,487,318 | lbs. | \$2,371,231 |
| • Commercial Finfish | 33 | | | 364,115 | lbs. | \$46,825 |
| FUR ANIMALS (TOTAL) | * | | | 30 | pelts | \$203 |

| | | | | | |
|------------------------------|-----|---------|---------------------|----------------------|--------------|
| ALLIGATORS (WILD) (TOTAL) | * | | 741 | number of animals | \$156,870 |
| HUNTING LEASES (TOTAL) | * | | | | \$12,141,000 |
| • Waterfowl | 150 | 427,500 | No. Acres Leased | acre | \$12,141,000 |

| Cameron Parish | | | Animal Enterprises Production | | |
|-------------------------------|------------------------|------------------------|-------------------------------|---------------------|---------------------|
| Animal | Number of Producers | Units of Production | Units of Measure | Total Production | Gross Farm Value |
| ANIMAL ENTERPRISES (TOTAL) | * | | | | \$5,508,747 |
| CATTLE & CALVES (TOTAL) | 158 | 10,825 | No. Cows | | \$4,394,921 |
| • Steer Calves | * | | | | \$2,222,114 |
| ◦ 300-400 lbs. | * | | | 2,422 head | \$1,314,613 |
| ◦ 400-500 lbs. | * | | | 780 head | \$516,883 |
| ◦ 500-600 lbs. | * | | | 322 head | \$243,017 |
| ◦ 600-700 lbs. | * | | | 175 head | \$147,602 |
| • Heifer Calves | * | | | | \$1,416,757 |
| ◦ 300-400 lbs. | * | | | 1,410 head | \$640,119 |
| ◦ 400-500 lbs. | * | | | 665 head | \$372,566 |
| ◦ 500-600 lbs. | * | | | 480 head | \$315,612 |
| ◦ 600-700 lbs. | * | | | 120 head | \$88,460 |
| • Yearling Cattle | * | | | | \$304,254 |
| ◦ 600-700 lbs. | * | | | 255 head | \$201,519 |
| ◦ 700-800 lbs. | * | | | 120 head | \$102,735 |
| • Cow-Calf Pairs | * | | | 175 pair | \$181,930 |
| • Cull Cows | * | | | 566 head | \$259,938 |
| • Cull Bulls | * | | | 8 head | \$9,928 |
| DAIRY (TOTAL) | * | | | | \$9 |
| • Dairy Goats | * | 4 | Total Adult Does | 16 Pounds | \$9 |
| HORSES (TOTAL) | * | | | | \$1,060,800 |
| • Brood Mares | * | | | | \$209,800 |
| ◦ Show Horses | 20 | 30 | No. Brood Mares | 42 head | \$168,000 |
| ◦ Recreation Horses | 86 | 102 | No. Brood Mares | 38 head | \$41,800 |
| • Stud Fees | * | | | | \$23,000 |
| ◦ Recreation Horses | * | 2 | No. Stallions | 46 mares bred | \$23,000 |
| • Show Horses | * | | | 46 head | \$345,000 |
| • Recreation Horses | 260 | | | 322 head | \$483,000 |

| | | | |
|---------------|---|---------------------|----------|
| SHEEP (TOTAL) | * | 8 No. Breeding Ewes | \$7,200 |
| • Show Lambs | * | 18 head | \$7,200 |
| GOATS (TOTAL) | * | 18 No. Does | \$9,600 |
| • Show Goats | * | 24 head | \$9,600 |
| SWINE (TOTAL) | * | 18 No. Sows | \$36,217 |
| • Show Pigs | * | 86 head | \$34,400 |
| • Culls | * | 11 head | \$1,817 |

Cameron Parish - All Enterprises (TOTAL)

\$41,137,889

| Catahoula Parish | | | | | Plant Enterprises Production | | |
|---|---------------------|---------------|-----------------|----------------|------------------------------|------------|------------------|
| Crop | Number of Producers | Planted Acres | Harvested Acres | Yield Per Acre | Total Production | Measure | Gross Farm Value |
| PLANT ENTERPRISES (TOTAL) | * | | | | | | \$111,124,459 |
| COTTON (TOTAL) | 30 | 10,991.6 | 10,991.6 | | | | \$11,538,542 |
| • Lint - Irrigated | * | 3,502.0 | 3,502.0 | 1,000.00 | 3,502,000 | lbs. | \$2,745,568 |
| • Lint - Non-irrigated | * | 7,489.6 | 7,489.6 | 1,000.00 | 7,489,600 | lbs. | \$5,871,846 |
| • Seed - Irrigated | * | 3,502.0 | 3,502.0 | 1,600.00 | 5,603,200 | lbs. | \$930,692 |
| • Seed - Non-irrigated | * | 7,489.6 | 7,489.6 | 1,600.00 | 11,983,360 | lbs. | \$1,990,436 |
| FORESTRY (TOTAL) | * | | | | | | \$8,929,473 |
| • Pulpwood | * | | | | | | |
| ◦ Pine | * | | | | 50,583 | cords | |
| ◦ Hardwood | * | | | | 4,356 | cords | |
| • Chip & Saw | * | | | | 3,581 | cords | |
| • Saw Timber | * | | | | | | |
| ◦ Pine | * | | | | 12,667,021 | board feet | |
| ◦ Hardwood | * | | | | 314,923 | board feet | |
| • Total Pulpwood, Chip & Saw, Saw Timber FOB Mill | * | | | | | | \$8,929,473 |
| • Total Forestry Stumpage | * | | | | | | \$3,859,585 |
| FEED GRAINS (TOTAL) | * | 37,865.1 | 37,865.1 | | | | \$31,453,857 |
| • Corn | 100 | 22,103.0 | 22,103.0 | 190.00 | 4,199,570 | bu. | \$23,643,579 |
| • Grain Sorghum | 6 | 15,762.1 | 15,762.1 | 83.00 | 1,308,254 | bu. | \$7,810,278 |
| HAY FOR SALE (TOTAL) | * | | 400.0 | | | | \$123,264 |
| • Grass | 10 | | 400.0 | 3.00 | 1,200 | tons | \$123,264 |

| | | | | | | |
|----------------------|-----|----------|----------|--------|---------------|--------------|
| HOME GARDENS (TOTAL) | * | | | | | \$638,112 |
| PECANS (TOTAL) | * | | 229.0 | | | \$100,989 |
| • Improved | 3 | | 229.0 | 350.00 | 80,150 lbs. | \$100,989 |
| RICE (TOTAL) | * | 3,314.0 | 3,314.0 | 85.50 | 283,347 cwt. | \$3,884,687 |
| SOYBEANS (TOTAL) | 100 | 75,967.0 | 75,967.0 | 60.00 | 4,558,020 bu. | \$54,012,537 |
| WHEAT (TOTAL) | 3 | 1,174.0 | 1,174.0 | 57.00 | 66,918 bu. | \$442,997 |

| Catahoula Parish | | Fisheries & Wildlife Enterprises Production | | | | |
|--|---------------------|---|------------------|------------------|-------------------|------------------|
| Fisheries | Number of Producers | Units of Production | Units of Measure | Total Production | Measure | Gross Farm Value |
| FISHERIES & WILDLIFE ENTERPRISES (TOTAL) | * | | | | | \$2,038,903 |
| AQUACULTURE (TOTAL) | * | | | | | \$689,000 |
| • Crawfish (Farm) | 3 | 300 | Acres in Prod. | 150,000 | lbs. | \$249,000 |
| • Turtles | 5 | | | 400,000 | each | \$440,000 |
| FRESHWATER FISHERIES (TOTAL) | * | | | | | \$187,740 |
| • Freshwater Finfish | 41 | | | 510,718 | lbs. | \$187,740 |
| FUR ANIMALS (TOTAL) | * | | | 16 | pelts | \$108 |
| ALLIGATORS (WILD) (TOTAL) | * | | | 97 | number of animals | \$20,535 |
| HUNTING LEASES (TOTAL) | * | | | | | \$1,136,000 |
| • Waterfowl | 20 | 40,000 | No. Acres Leased | | acre | \$1,136,000 |
| HONEY (TOTAL) | * | 100 | No. Hives | 3,000 | lbs. | \$5,520 |

| Catahoula Parish | | Animal Enterprises Production | | | | |
|----------------------------|---------------------|-------------------------------|------------------|------------------|---------|------------------|
| Animal | Number of Producers | Units of Production | Units of Measure | Total Production | Measure | Gross Farm Value |
| ANIMAL ENTERPRISES (TOTAL) | * | | | | | \$3,055,911 |
| CATTLE & CALVES (TOTAL) | 75 | 3,200 | No. Cows | | | \$1,894,975 |
| • Steer Calves | * | | | | | \$788,394 |
| ° 300-400 lbs. | * | | | 500 | head | \$271,390 |
| ° 400-500 lbs. | * | | | 400 | head | \$265,068 |
| ° 500-600 lbs. | * | | | 250 | head | \$188,678 |
| ° 600-700 lbs. | * | | | 75 | head | \$63,258 |
| • Heifer Calves | * | | | | | \$757,908 |
| ° 300-400 lbs. | * | | | 550 | head | \$249,692 |
| ° 400-500 lbs. | * | | | 650 | head | \$364,163 |

| | | | | | |
|-----------------------|-----|--|---------------------|---------------|--------------------|
| ° 500-600 lbs. | * | | | 135 head | \$88,766 |
| ° 600-700 lbs. | * | | | 75 head | \$55,287 |
| • Yearling Cattle | * | | | | \$210,739 |
| ° 600-700 lbs. | * | | | 50 head | \$39,514 |
| ° 700-800 lbs. | * | | | 200 head | \$171,225 |
| • Cow-Calf Pairs | * | | | 90 pair | \$93,564 |
| • Cull Cows | * | | | 75 head | \$34,444 |
| • Cull Bulls | * | | | 8 head | \$9,928 |
| HORSES (TOTAL) | * | | | | \$1,120,500 |
| • Brood Mares | * | | | | \$308,000 |
| ° Race Horses | 3 | | 3 No. Brood Mares | 3 head | \$18,000 |
| ° Show Horses | 3 | | 50 No. Brood Mares | 45 head | \$180,000 |
| ° Recreation Horses | 100 | | 100 No. Brood Mares | 100 head | \$110,000 |
| • Stud Fees | * | | | | \$40,000 |
| ° Race Horses | * | | 10 No. Stallions | 10 mares bred | \$25,000 |
| ° Show Horses | * | | 10 No. Stallions | 10 mares bred | \$15,000 |
| • Race Horses | * | | | 6 head | \$60,000 |
| • Show Horses | * | | | 75 head | \$562,500 |
| • Recreation Horses | 75 | | | 100 head | \$150,000 |
| GOATS (TOTAL) | 10 | | 250 No. Does | | \$40,436 |
| • Slaughter Goats | * | | | 200 head | \$40,436 |

Catahoula Parish - All Enterprises (TOTAL)

\$116,219,273

Claiborne Parish

Plant Enterprises Production

| Crop | Number of Producers | Planted Acres | Harvested Acres | Yield Per Acre | Total Production | Measure | Gross Farm Value |
|----------------------------------|---------------------|---------------|-----------------|----------------|------------------|---------|---------------------|
| PLANT ENTERPRISES (TOTAL) | * | | | | | | \$41,336,814 |
| FORESTRY (TOTAL) | * | | | | | | \$35,431,695 |
| • Pulpwood | * | | | | | | |
| ° Pine | * | | | | 164,707 | cords | |
| ° Hardwood | * | | | | 61,106 | cords | |
| • Chip & Saw | * | | | | 4,222 | cords | |
| • Saw Timber | * | | | | | | |

| | | | | | | |
|---|----|------|---------|----------------------|-------------------------|--------------|
| ° Pine | * | | | | 47,010,641 board feet | |
| ° Hardwood | * | | | | 2,452,305 board feet | |
| • Total Pulpwood, Chip & Saw, Saw Timber FOB Mill | * | | | | | \$35,429,175 |
| • Total Forestry Stumpage | * | | | | | \$14,881,663 |
| • Christmas Trees | * | | | | 30 trees | \$2,520 |
| FRUITS (TOTAL) | * | | 17.0 | | | \$168,804 |
| • Blackberries | 4 | | 4.0 | 4,150.00 | 16,600 pints | \$84,660 |
| • Mayhaws | * | | 5.0 | | | \$26,125 |
| ° Native | * | | 1.0 | 1,500.00 | 1,500 lbs. | \$4,125 |
| ° Orchard | * | | 4.0 | 2,750.00 | 11,000 lbs. | \$22,000 |
| • Muscadines | * | | 2.0 | | | \$33,000 |
| ° Muscadines (Fresh) | * | | 2.0 | 1,500.00 | 3,000 gals | \$33,000 |
| • Peaches | * | | 5.0 | 100.00 | 500 bu. | \$22,550 |
| • Pears | * | | 1.0 | 125.00 | 125 bu. | \$2,469 |
| GREENHOUSE VEGETABLES (TOTAL) | * | | 1,000.0 | | | \$16,500 |
| • Tomatoes | * | | 1,000.0 | 6.00 Yield / sq. ft. | 6,000 lbs. | \$16,500 |
| HAY FOR SALE (TOTAL) | * | | 7,750.0 | | | \$3,582,360 |
| • Grass | 70 | | 7,750.0 | 4.50 | 34,875 tons | \$3,582,360 |
| HOME GARDENS (TOTAL) | * | | | | | \$1,024,352 |
| NURSERY CROPS (TOTAL) | * | | 4.0 | | | \$109,990 |
| • Floraculture & Bedding Plants | * | | 2.0 | | acre | \$85,679 |
| • Woody Ornamentals | * | | 2.0 | | acre | \$24,311 |
| SWEET POTATOES (TOTAL) | * | 2.0 | 2.0 | 125.00 | 250 bu. (50 lbs.) | \$5,625 |
| • Sweet Potatoes (Canning) | * | 2.0 | 2.0 | 0.00 | bu. (50 lbs.) | |
| • Sweet Potatoes (Fresh) | * | 2.0 | 2.0 | 125.00 | 250 bu. (50 lbs.) | \$5,625 |
| • Sweet Potatoes (Processing) | * | 2.0 | 2.0 | 0.00 | bu. (50 lbs.) | |
| VEGETABLES (TOTAL) | * | 88.1 | 88.1 | | | \$997,488 |
| • Cantaloupe | 5 | 5.0 | 5.0 | 225.00 | 1,125 cartons (40 lbs.) | \$40,500 |
| • Cucumber | * | 2.0 | 2.0 | | | \$12,675 |
| ° Cucumber (Fresh) | * | 2.0 | 2.0 | 325.00 | 650 bu. (50 lbs.) | \$12,675 |
| • Irish Potatoes | * | 4.0 | 4.0 | | | \$63,900 |
| ° Irish Potatoes (Fresh) | * | 4.0 | 4.0 | 225.00 | 900 cwt. | \$63,900 |
| • Mustard (Fresh) | 6 | 8.0 | 8.0 | 500.00 | 4,000 doz. bunches | \$72,000 |
| • Okra (Fresh) | 4 | 6.0 | 6.0 | 250.00 | 1,500 bu. | \$73,500 |
| • Peppers | * | 8.0 | 8.0 | | | \$106,688 |
| ° Banana | * | 3.0 | 3.0 | 250.00 | 750 bu. (25 lbs.) | \$26,250 |

| | | | | | | |
|-------------------------|---|------|------|----------|----------------------|-----------|
| ° Bell | 4 | 5.0 | 5.0 | 650.00 | 3,250 bu. (28 lbs.) | \$80,438 |
| • Pumpkin (Fresh) | * | 2.0 | 2.0 | 150.00 | 300 cwt. | \$26,400 |
| • Snap Beans (Fresh) | 5 | 5.0 | 5.0 | 165.00 | 825 bu. (30 lbs.) | \$41,250 |
| • Southern Peas (Fresh) | 5 | 20.0 | 20.0 | 115.00 | 2,300 bu. (24 lbs.) | \$77,050 |
| • Squash (Fresh) | * | 2.1 | 2.1 | | | \$22,275 |
| ° Yellow Squash | * | 0.1 | 0.1 | 150.00 | 15 bu. (45 lbs.) | \$675 |
| ° Zucchini Squash | * | 2.0 | 2.0 | 240.00 | 480 bu. (45 lbs.) | \$21,600 |
| • Sweet Corn (Fresh) | 4 | 6.0 | 6.0 | 550.00 | 3,300 doz. ears | \$24,750 |
| • Tomatoes (Field) | 5 | 5.0 | 5.0 | 1,350.00 | 6,750 lugs (20 lbs.) | \$256,500 |
| • Turnips (Fresh) | 3 | 3.0 | 3.0 | 650.00 | 1,950 doz. bunches | \$39,000 |
| • Watermelon | 5 | 12.0 | 12.0 | 250.00 | 3,000 cwt. | \$141,000 |

| Claiborne Parish | | Fisheries & Wildlife Enterprises Production | | | | |
|--|---------------------|---|------------------|------------------|-------------------|------------------|
| Fisheries | Number of Producers | Units of Production | Units of Measure | Total Production | Measure | Gross Farm Value |
| FISHERIES & WILDLIFE ENTERPRISES (TOTAL) | * | | | | | \$3,797,687 |
| FUR ANIMALS (TOTAL) | * | | | 32 | pelts | \$217 |
| ALLIGATORS (WILD) (TOTAL) | * | | | 6 | number of animals | \$1,270 |
| HUNTING LEASES (TOTAL) | * | | | | | \$3,783,320 |
| • Waterfowl | 9 | 425 | No. Acres Leased | | acre | \$12,070 |
| • All Other Game | 95 | 215,500 | No. Acres Leased | | acre | \$3,771,250 |
| HONEY (TOTAL) | 4 | 75 | No. Hives | 7,000 | lbs. | \$12,880 |

| Claiborne Parish | | Animal Enterprises Production | | | | |
|----------------------------|---------------------|-------------------------------|------------------|------------------|---------|------------------|
| Animal | Number of Producers | Units of Production | Units of Measure | Total Production | Measure | Gross Farm Value |
| ANIMAL ENTERPRISES (TOTAL) | * | | | | | \$125,737,944 |
| CATTLE & CALVES (TOTAL) | 121 | 6,700 | No. Cows | | | \$5,223,470 |
| • Steer Calves | * | | | | | \$2,048,727 |
| ° 300-400 lbs. | * | | | 1,000 | head | \$542,780 |
| ° 400-500 lbs. | * | | | 1,200 | head | \$795,204 |
| ° 500-600 lbs. | * | | | 640 | head | \$483,014 |
| ° 600-700 lbs. | * | | | 270 | head | \$227,729 |
| • Heifer Calves | * | | | | | \$1,424,050 |
| ° 300-400 lbs. | * | | | 915 | head | \$415,396 |

| | | | | |
|---------------------|-----|----------------------|-----------------------------------|---------------|
| ° 400-500 lbs. | * | | 1,000 head | \$560,250 |
| ° 500-600 lbs. | * | | 525 head | \$345,201 |
| ° 600-700 lbs. | * | | 140 head | \$103,203 |
| • Yearling Cattle | * | | | \$802,124 |
| ° 600-700 lbs. | * | | 560 head | \$442,551 |
| ° 700-800 lbs. | * | | 420 head | \$359,573 |
| • Cow-Calf Pairs | * | | 475 pair | \$493,810 |
| • Cull Cows | * | | 720 head | \$330,664 |
| • Cull Bulls | * | | 100 head | \$124,095 |
| DAIRY (TOTAL) | * | | | \$23,200 |
| • Dairy Goats | 5 | 30 Total Adult Does | 40,000 Pounds | \$23,200 |
| HORSES (TOTAL) | * | | | \$1,267,500 |
| • Brood Mares | * | | | \$213,000 |
| ° Race Horses | 4 | 20 No. Brood Mares | 10 head | \$60,000 |
| ° Show Horses | 5 | 15 No. Brood Mares | 8 head | \$32,000 |
| ° Recreation Horses | 5 | 190 No. Brood Mares | 110 head | \$121,000 |
| • Stud Fees | * | | | \$124,500 |
| ° Race Horses | * | 4 No. Stallions | 15 mares bred | \$37,500 |
| ° Show Horses | * | 10 No. Stallions | 18 mares bred | \$27,000 |
| ° Recreation Horses | * | 30 No. Stallions | 120 mares bred | \$60,000 |
| • Race Horses | 4 | | 6 head | \$60,000 |
| • Show Horses | 10 | | 30 head | \$225,000 |
| • Recreation Horses | 130 | | 430 head | \$645,000 |
| POULTRY (TOTAL) | * | | | \$119,019,454 |
| • Broilers | 36 | | 108,257,488 lbs. | \$110,422,638 |
| • Cull Hens | * | | 1,465,768 lbs. | \$73,288 |
| • Breeder Flocks | 4 | 126,199 No. Birds | 1,428,957 doz. hatching eggs sold | \$4,115,396 |
| • Pullets | * | | 252,615 each | \$4,408,132 |
| RABBITS (TOTAL) | * | | | \$2,750 |
| • Fryers | * | 75 No. Animals | 300 lbs. | \$750 |
| • Does | * | 100 No. Animals | 500 lbs. | \$2,000 |
| QUAIL (TOTAL) | * | 200 No. Breed Stock | 1,500 each | \$6,000 |
| SHEEP (TOTAL) | 4 | 30 No. Breeding Ewes | | \$6,887 |
| • Slaughter Lambs | * | | 5 cwt. | \$1,562 |
| • Feeder Lambs | * | | 10 cwt. | \$1,989 |
| • Stocker Sheep | * | | 10 head | \$2,426 |

| | | | | |
|-------------------|----|--------------|----------|-----------|
| • Cull Sheep | * | | 5 head | \$911 |
| GOATS (TOTAL) | 30 | 425 No. Does | | \$181,766 |
| • Show Goats | * | | 20 head | \$8,000 |
| • Slaughter Goats | * | | 150 head | \$30,327 |
| • Stocker Goats | * | | 450 head | \$117,806 |
| • Cull Goats | * | | 125 head | \$25,634 |
| SWINE (TOTAL) | * | No. Sows | | \$6,917 |
| • Feeder Pigs | * | | 40 head | \$1,521 |
| • Slaughter Hogs | * | | 30 head | \$5,396 |

Claiborne Parish - All Enterprises (TOTAL)

\$170,872,445

| Concordia Parish | | | | | Plant Enterprises Production | | |
|---|---------------------|---------------|-----------------|----------------|------------------------------|------------|------------------|
| Crop | Number of Producers | Planted Acres | Harvested Acres | Yield Per Acre | Total Production | Measure | Gross Farm Value |
| PLANT ENTERPRISES (TOTAL) | * | | | | | | \$121,335,945 |
| COTTON (TOTAL) | 8 | 4,929.0 | 4,929.0 | | | | \$5,346,953 |
| • Lint - Irrigated | * | 1,645.0 | 1,645.0 | 1,100.00 | 1,809,500 | lbs. | \$1,418,648 |
| • Lint - Non-irrigated | * | 3,284.0 | 3,284.0 | 1,000.00 | 3,284,000 | lbs. | \$2,574,656 |
| • Seed - Irrigated | * | 1,645.0 | 1,645.0 | 1,760.00 | 2,895,200 | lbs. | \$480,893 |
| • Seed - Non-irrigated | * | 3,284.0 | 3,284.0 | 1,600.00 | 5,254,400 | lbs. | \$872,756 |
| FORESTRY (TOTAL) | * | | | | | | \$1,133,857 |
| • Pulpwood | * | | | | | | |
| ° Hardwood | * | | | | 4,387 | cords | |
| • Saw Timber | * | | | | | | |
| ° Hardwood | * | | | | 1,194,444 | board feet | |
| • Total Pulpwood, Chip & Saw, Saw Timber FOB Mill | * | | | | | | \$1,133,857 |
| • Total Forestry Stumpage | * | | | | | | \$487,544 |
| FEED GRAINS (TOTAL) | * | 16,624.0 | 16,624.0 | | | | \$17,969,879 |
| • Corn | 100 | 16,624.0 | 16,624.0 | 192.00 | 3,191,808 | bu. | \$17,969,879 |
| HAY FOR SALE (TOTAL) | * | | 1,000.0 | | | | \$308,160 |
| • Grass | 10 | | 1,000.0 | 3.00 | 3,000 | tons | \$308,160 |
| HOME GARDENS (TOTAL) | * | | | | | | \$1,345,312 |
| PECANS (TOTAL) | * | | 600.0 | | | | \$70,738 |

| | | | | | | |
|-------------------|-----|-----------|-----------|----------|----------------|--------------|
| • Improved | 5 | | 100.0 | 363.00 | 36,300 lbs. | \$45,738 |
| • Native | 10 | | 500.0 | 100.00 | 50,000 lbs. | \$25,000 |
| RICE (TOTAL) | * | 3,850.0 | 3,850.0 | 83.70 | 322,245 cwt. | \$4,417,979 |
| SOYBEANS (TOTAL) | 100 | 123,181.0 | 123,181.0 | 62.00 | 7,637,222 bu. | \$90,501,081 |
| SUGARCANE (TOTAL) | * | 175.0 | 162.8 | | | \$241,986 |
| • Raw Sugar | * | 175.0 | 162.8 | 7,883.48 | 1,283,431 lbs. | \$231,017 |
| • Molasses | * | 175.0 | 162.8 | 169.97 | 27,671 gal. | \$10,969 |

| Concordia Parish | | Fisheries & Wildlife Enterprises Production | | | | |
|--|---------------------|---|------------------|------------------|-------------------|------------------|
| Fisheries | Number of Producers | Units of Production | Units of Measure | Total Production | Measure | Gross Farm Value |
| FISHERIES & WILDLIFE ENTERPRISES (TOTAL) | * | | | | | \$2,792,937 |
| AQUACULTURE (TOTAL) | * | | | | | \$373,500 |
| • Crawfish (Farm) | 9 | 450 | Acres in Prod. | 225,000 | lbs. | \$373,500 |
| FUR ANIMALS (TOTAL) | * | | | 27 | pelts | \$183 |
| ALLIGATORS (WILD) (TOTAL) | * | | | 261 | number of animals | \$55,254 |
| HUNTING LEASES (TOTAL) | * | | | | | \$2,318,000 |
| • Waterfowl | 10 | 20,000 | No. Acres Leased | | acre | \$568,000 |
| • All Other Game | 60 | 100,000 | No. Acres Leased | | acre | \$1,750,000 |
| HONEY (TOTAL) | 17 | 500 | No. Hives | 25,000 | lbs. | \$46,000 |

| Concordia Parish | | Animal Enterprises Production | | | | |
|----------------------------|---------------------|-------------------------------|------------------|------------------|---------|------------------|
| Animal | Number of Producers | Units of Production | Units of Measure | Total Production | Measure | Gross Farm Value |
| ANIMAL ENTERPRISES (TOTAL) | * | | | | | \$2,921,346 |
| CATTLE & CALVES (TOTAL) | 53 | 3,650 | No. Cows | | | \$2,178,675 |
| • Steer Calves | * | | | | | \$1,023,734 |
| ◦ 300-400 lbs. | * | | | 72 | head | \$39,080 |
| ◦ 400-500 lbs. | * | | | 729 | head | \$483,086 |
| ◦ 500-600 lbs. | * | | | 583 | head | \$439,996 |
| ◦ 600-700 lbs. | * | | | 73 | head | \$61,571 |
| • Heifer Calves | * | | | | | \$989,179 |
| ◦ 300-400 lbs. | * | | | 81 | head | \$36,773 |
| ◦ 400-500 lbs. | * | | | 821 | head | \$459,965 |
| ◦ 500-600 lbs. | * | | | 657 | head | \$431,994 |

| | | | | | |
|-----------------------|----|-----|-------------------|--------------|------------------|
| ° 600-700 lbs. | * | | | 82 head | \$60,448 |
| • Cull Cows | * | | | 315 head | \$144,665 |
| • Cull Bulls | * | | | 17 head | \$21,096 |
| HORSES (TOTAL) | * | | | | \$713,000 |
| • Brood Mares | * | | | | \$328,000 |
| ° Race Horses | * | 10 | No. Brood Mares | 3 head | \$18,000 |
| ° Show Horses | * | 75 | No. Brood Mares | 50 head | \$200,000 |
| ° Recreation Horses | 10 | 150 | No. Brood Mares | 100 head | \$110,000 |
| • Stud Fees | * | | | | \$15,000 |
| ° Race Horses | * | 1 | No. Stallions | 5 mares bred | \$12,500 |
| ° Recreation Horses | * | 5 | No. Stallions | 5 mares bred | \$2,500 |
| • Race Horses | 7 | | | 7 head | \$70,000 |
| • Recreation Horses | 50 | | | 200 head | \$300,000 |
| SHEEP (TOTAL) | * | 20 | No. Breeding Ewes | | \$5,409 |
| • Feeder Lambs | * | | | 15 cwt. | \$2,984 |
| • Stocker Sheep | * | | | 10 head | \$2,426 |
| GOATS (TOTAL) | 5 | 200 | No. Does | | \$24,262 |
| • Slaughter Goats | * | | | 120 head | \$24,262 |

Concordia Parish - All Enterprises (TOTAL)

\$127,050,227

| DeSoto Parish | | | | | Plant Enterprises Production | | |
|---|----------------------------|----------------------|------------------------|-----------------------|-------------------------------------|----------------|-------------------------|
| Crop | Number of Producers | Planted Acres | Harvested Acres | Yield Per Acre | Total Production | Measure | Gross Farm Value |
| PLANT ENTERPRISES (TOTAL) | * | | | | | | \$33,651,307 |
| FORESTRY (TOTAL) | * | | | | | | \$28,328,935 |
| • Pulpwood | * | | | | | | |
| ° Pine | * | | | | 173,015 | cords | |
| ° Hardwood | * | | | | 22,400 | cords | |
| • Chip & Saw | * | | | | 32,669 | cords | |
| • Saw Timber | * | | | | | | |
| ° Pine | * | | | | 27,746,349 | board feet | |
| ° Hardwood | * | | | | 747,155 | board feet | |
| • Total Pulpwood, Chip & Saw, Saw Timber FOB Mill | * | | | | | | \$28,328,935 |

| | | | | | | |
|---------------------------------|----|-------|---------|----------|--------------------|--------------|
| • Total Forestry Stumpage | * | | | | | \$11,372,330 |
| FRUITS (TOTAL) | * | 1.0 | 125.0 | | | \$1,383,797 |
| • Blackberries | * | | 2.0 | 1.57 | 3 pints | \$16 |
| • Blueberries | 3 | | 122.0 | 2,362.00 | 288,164 lbs. | \$1,368,779 |
| • Strawberries | * | 1.0 | 1.0 | 577.00 | 577 flats | \$15,002 |
| FEED GRAINS (TOTAL) | * | 169.7 | 169.7 | | | \$140,445 |
| • Corn | * | 169.7 | 169.7 | 147.00 | 24,946 bu. | \$140,445 |
| HAY FOR SALE (TOTAL) | * | | 3,250.0 | | | \$1,051,596 |
| • Grass | 47 | | 3,250.0 | 3.15 | 10,238 tons | \$1,051,596 |
| HOME GARDENS (TOTAL) | * | | | | | \$1,972,544 |
| NURSERY CROPS (TOTAL) | * | | 18.3 | | | \$645,139 |
| • Fruit and Nut Trees | * | | 1.0 | | acre | \$10,085 |
| • Floraculture & Bedding Plants | * | | 1.0 | | acre | \$356,997 |
| • Woody Ornamentals | * | | 15.0 | | acre | \$255,265 |
| • Foliage Plants | * | | 1.3 | | acre | \$22,792 |
| PECANS (TOTAL) | * | | 18.8 | | | \$3,372 |
| • Improved | * | | 8.8 | 250.00 | 2,200 lbs. | \$2,772 |
| • Native | * | | 10.0 | 120.00 | 1,200 lbs. | \$600 |
| SOYBEANS (TOTAL) | * | 190.6 | 190.6 | 42.00 | 8,005 bu. | \$94,862 |
| VEGETABLES (TOTAL) | * | 7.3 | 6.4 | | | \$30,618 |
| • Collards | * | 0.1 | 0.1 | | | \$809 |
| ° Collards (Fresh) | * | 0.1 | 0.1 | 426.00 | 43 doz. bunches | \$809 |
| • Cucumber | * | 0.1 | 0.1 | | | \$439 |
| ° Cucumber (Fresh) | * | 0.1 | 0.1 | 225.00 | 23 bu. (50 lbs.) | \$439 |
| • Eggplant | * | 0.1 | 0.1 | 325.00 | 33 bu. (33 lbs.) | \$520 |
| • Okra (Fresh) | * | 0.1 | 0.1 | 175.00 | 18 bu. | \$858 |
| • Peppers | * | 1.2 | 0.3 | | | \$1,787 |
| ° Banana | * | 1.0 | 0.1 | 120.00 | 12 bu. (25 lbs.) | \$420 |
| ° Bell | * | 0.1 | 0.1 | 225.00 | 23 bu. (28 lbs.) | \$557 |
| ° Jalapeno | * | 0.1 | 0.1 | | | \$810 |
| - Jalapeno (Fresh) | * | 0.1 | 0.1 | 225.00 | 23 bu. (25 lbs.) | \$810 |
| • Snap Beans (Fresh) | * | 0.1 | 0.1 | 110.00 | 11 bu. (30 lbs.) | \$550 |
| • Southern Peas (Fresh) | 4 | 5.0 | 5.0 | 100.00 | 500 bu. (24 lbs.) | \$16,750 |
| • Squash (Fresh) | * | 0.3 | 0.3 | | | \$2,925 |
| ° Yellow Squash | * | 0.3 | 0.3 | 260.00 | 65 bu. (45 lbs.) | \$2,925 |
| • Tomatoes (Field) | * | 0.2 | 0.2 | 675.00 | 135 lugs (20 lbs.) | \$5,130 |

| | | | | | | |
|-------------------|---|-----|-----|--------|-----------------|-------|
| • Turnips (Fresh) | * | 0.1 | 0.1 | 425.00 | 43 doz. bunches | \$850 |
|-------------------|---|-----|-----|--------|-----------------|-------|

DeSoto Parish Fisheries & Wildlife Enterprises Production

| Fisheries | Number of Producers | Units of Production | Units of Measure | Total Production | Measure | Gross Farm Value |
|---|---------------------|---------------------|------------------|------------------|-------------------|------------------|
| FISHERIES & WILDLIFE ENTERPRISES (TOTAL) | * | | | | | \$5,463,602 |
| FUR ANIMALS (TOTAL) | * | | | 60 | pelts | \$406 |
| ALLIGATORS (WILD) (TOTAL) | * | | | 3 | number of animals | \$635 |
| HUNTING LEASES (TOTAL) | * | | | | | \$5,446,000 |
| • All Other Game | 25 | 311,200 | No. Acres Leased | | acre | \$5,446,000 |
| HONEY (TOTAL) | 5 | 150 | No. Hives | 9,000 | lbs. | \$16,560 |

DeSoto Parish Animal Enterprises Production

| Animal | Number of Producers | Units of Production | Units of Measure | Total Production | Measure | Gross Farm Value |
|------------------------------------|---------------------|---------------------|------------------|------------------|---------|------------------|
| ANIMAL ENTERPRISES (TOTAL) | * | | | | | \$26,469,368 |
| CATTLE & CALVES (TOTAL) | 225 | 15,250 | No. Cows | | | \$11,366,333 |
| • Steer Calves | * | | | | | \$4,517,695 |
| ◦ 300-400 lbs. | * | | | 850 | head | \$461,363 |
| ◦ 400-500 lbs. | * | | | 1,750 | head | \$1,159,673 |
| ◦ 500-600 lbs. | * | | | 2,050 | head | \$1,547,156 |
| ◦ 600-700 lbs. | * | | | 1,600 | head | \$1,349,504 |
| • Heifer Calves | * | | | | | \$3,459,708 |
| ◦ 300-400 lbs. | * | | | 840 | head | \$381,347 |
| ◦ 400-500 lbs. | * | | | 1,540 | head | \$862,785 |
| ◦ 500-600 lbs. | * | | | 1,800 | head | \$1,183,545 |
| ◦ 600-700 lbs. | * | | | 1,400 | head | \$1,032,031 |
| • Yearling Cattle | * | | | | | \$2,057,994 |
| ◦ 600-700 lbs. | * | | | 1,250 | head | \$987,838 |
| ◦ 700-800 lbs. | * | | | 1,250 | head | \$1,070,156 |
| • Cow-Calf Pairs | * | | | 275 | pair | \$285,890 |
| • Cull Cows | * | | | 1,600 | head | \$734,808 |
| • Cull Bulls | * | | | 250 | head | \$310,238 |
| HORSES (TOTAL) | * | | | | | \$5,658,000 |
| • Brood Mares | * | | | | | \$898,000 |

| | | | | |
|---------------------|-----|------------------------|--------------------------------------|-------------|
| ° Race Horses | 40 | 186 No. Brood Mares | 92 head | \$552,000 |
| ° Show Horses | 38 | 63 No. Brood Mares | 48 head | \$192,000 |
| ° Recreation Horses | 65 | 180 No. Brood Mares | 140 head | \$154,000 |
| • Stud Fees | * | | | \$480,000 |
| ° Race Horses | * | 75 No. Stallions | 150 mares bred | \$375,000 |
| ° Show Horses | * | 15 No. Stallions | 45 mares bred | \$67,500 |
| ° Recreation Horses | * | 40 No. Stallions | 75 mares bred | \$37,500 |
| • Race Horses | 65 | | 95 head | \$950,000 |
| • Show Horses | 150 | | 330 head | \$2,475,000 |
| • Recreation Horses | 300 | | 570 head | \$855,000 |
| POULTRY (TOTAL) | * | | | \$9,395,568 |
| • Breeder Flocks | 4 | 200,000 No. Birds | 3,262,350 doz. hatching eggs sold | \$9,395,568 |
| RABBITS (TOTAL) | * | | | \$1,160 |
| • Fryers | 3 | 90 No. Animals | 360 lbs. | \$900 |
| • Does | * | 18 No. Animals | 65 lbs. | \$260 |
| GOATS (TOTAL) | 10 | 140 No. Does | | \$40,064 |
| • Show Goats | * | | 2 head | \$800 |
| • Slaughter Goats | * | | 130 head | \$26,283 |
| • Stocker Goats | * | | 30 head | \$7,854 |
| • Cull Goats | * | | 25 head | \$5,127 |
| SWINE (TOTAL) | 3 | 10 No. Sows | | \$8,244 |
| • Feeder Pigs | * | | 175 head | \$6,654 |
| • Slaughter Hogs | * | | 7 head | \$1,259 |
| • Culls | * | | 2 head | \$330 |

DeSoto Parish - All Enterprises (TOTAL)

\$65,584,277

| East Baton Rouge Parish | | | | | Plant Enterprises Production | | |
|---|---------------------|---------------|-----------------|----------------------|------------------------------|---------------|------------------|
| Crop | Number of Producers | Planted Acres | Harvested Acres | Yield Per Acre | Total Production | Measure | Gross Farm Value |
| PLANT ENTERPRISES (TOTAL) | * | | | | | | \$38,348,625 |
| FORESTRY (TOTAL) | * | | | | | | \$684,086 |
| • Pulpwood | * | | | | | | |
| ◦ Pine | * | | | | 1,058 | ords | |
| ◦ Hardwood | * | | | | 234 | ords | |
| • Chip & Saw | * | | | | 1,938 | ords | |
| • Saw Timber | * | | | | | | |
| ◦ Pine | * | | | | 684,059 | board feet | |
| ◦ Hardwood | * | | | | 271,325 | board feet | |
| • Total Pulpwood, Chip & Saw, Saw Timber FOB Mill | * | | | | | | \$684,086 |
| • Total Forestry Stumpage | * | | | | | | \$332,284 |
| GREENHOUSE VEGETABLES (TOTAL) | * | | 1,000.0 | | | | \$6,000 |
| • Other | * | | 1,000.0 | 2.00 Yield / sq. ft. | 2,000 | lbs. | \$6,000 |
| HAY FOR SALE (TOTAL) | * | | 6,500.0 | | | | \$1,201,824 |
| • Grass | 145 | | 6,500.0 | 1.80 | 11,700 | tons | \$1,201,824 |
| HOME GARDENS (TOTAL) | * | | | | | | \$33,221,536 |
| NURSERY CROPS (TOTAL) | * | | 13.0 | | | | \$2,785,634 |
| • Floraculture & Bedding Plants | 11 | | 11.0 | | | acre | \$2,056,305 |
| • Woody Ornamentals | * | | 2.0 | | | acre | \$729,330 |
| SOYBEANS (TOTAL) | * | 477.0 | 477.0 | 36.00 | 17,172 | bu. | \$203,488 |
| VEGETABLES (TOTAL) | * | 30.0 | 30.0 | | | | \$246,056 |
| • Cucumber | * | 0.5 | 0.5 | | | | \$2,730 |
| ◦ Cucumber (Fresh) | * | 0.5 | 0.5 | 280.00 | 140 | bu. (50 lbs.) | \$2,730 |
| • Irish Potatoes | * | 0.5 | 0.5 | | | | \$9,230 |
| ◦ Irish Potatoes (Fresh) | * | 0.5 | 0.5 | 260.00 | 130 | cwt. | \$9,230 |
| • Mustard (Fresh) | * | 6.0 | 6.0 | 505.00 | 3,030 | doz. bunches | \$54,540 |
| • Okra (Fresh) | * | 0.3 | 0.3 | 275.00 | 69 | bu. | \$3,369 |
| • Green Onions | * | 0.3 | 0.3 | 1,750.00 | 438 | lbs. | \$984 |
| • Peppers | * | 0.3 | 0.3 | | | | \$7,734 |
| ◦ Bell | * | 0.3 | 0.3 | 1,250.00 | 313 | bu. (28 lbs.) | \$7,734 |
| • Shallots | 11 | 0.3 | 0.3 | 350.00 | 88 | doz. bunches | \$2,100 |
| • Snap Beans (Fresh) | * | 1.0 | 1.0 | 175.00 | 175 | bu. (30 lbs.) | \$8,750 |
| • Southern Peas (Fresh) | * | 1.0 | 1.0 | 160.00 | 160 | bu. (24 lbs.) | \$5,360 |

| | | | | | | |
|----------------------|---|------|------|----------|--------------------|----------|
| • Squash (Fresh) | * | 3.5 | 3.5 | | | \$44,246 |
| ° Yellow Squash | 6 | 3.2 | 3.2 | 285.00 | 912 bu. (45 lbs.) | \$41,040 |
| ° Zucchini Squash | * | 0.3 | 0.3 | 285.00 | 71 bu. (45 lbs.) | \$3,206 |
| • Sweet Corn (Fresh) | * | 15.0 | 15.0 | 565.00 | 8,475 doz. ears | \$63,563 |
| • Tomatoes (Field) | * | 0.5 | 0.5 | 1,550.00 | 775 lugs (20 lbs.) | \$29,450 |
| • Turnips (Fresh) | * | 1.0 | 1.0 | 700.00 | 700 doz. bunches | \$14,000 |

| East Baton Rouge Parish | | | Fisheries & Wildlife Enterprises Production | | | |
|--|---------------------|---------------------|---|------------------|-------------------|------------------|
| Fisheries | Number of Producers | Units of Production | Units of Measure | Total Production | Measure | Gross Farm Value |
| FISHERIES & WILDLIFE ENTERPRISES (TOTAL) | * | | | | | \$378,593 |
| AQUACULTURE (TOTAL) | * | | | | | \$74,700 |
| • Crawfish (Farm) | * | 100 | Acres in Prod. | 45,000 | lbs. | \$74,700 |
| FUR ANIMALS (TOTAL) | * | | | 102 | pelts | \$691 |
| ALLIGATORS (WILD) (TOTAL) | * | | | 13 | number of animals | \$2,752 |
| HUNTING LEASES (TOTAL) | * | | | | | \$61,250 |
| • All Other Game | 15 | 3,500 | No. Acres Leased | | acre | \$61,250 |
| HONEY (TOTAL) | 78 | 135 | No. Hives | 130,000 | lbs. | \$239,200 |

| East Baton Rouge Parish | | | Animal Enterprises Production | | | |
|----------------------------|---------------------|---------------------|-------------------------------|------------------|---------|------------------|
| Animal | Number of Producers | Units of Production | Units of Measure | Total Production | Measure | Gross Farm Value |
| ANIMAL ENTERPRISES (TOTAL) | * | | | | | \$7,246,821 |
| CATTLE & CALVES (TOTAL) | 225 | 6,650 | No. Cows | | | \$3,846,845 |
| • Steer Calves | * | | | | | \$2,095,486 |
| ° 300-400 lbs. | * | | | 280 | head | \$151,978 |
| ° 400-500 lbs. | * | | | 420 | head | \$278,321 |
| ° 500-600 lbs. | * | | | 1,100 | head | \$830,181 |
| ° 600-700 lbs. | * | | | 990 | head | \$835,006 |
| • Heifer Calves | * | | | | | \$1,383,906 |
| ° 300-400 lbs. | * | | | 244 | head | \$110,772 |
| ° 400-500 lbs. | * | | | 365 | head | \$204,491 |
| ° 500-600 lbs. | * | | | 975 | head | \$641,087 |
| ° 600-700 lbs. | * | | | 580 | head | \$427,556 |
| • Cull Cows | * | | | 665 | head | \$305,405 |

| | | | | | |
|-----------------------|-----------|------------|--------------------------|----------------|--------------------|
| • Cull Bulls | * | | | 50 head | \$62,048 |
| HORSES (TOTAL) | * | | | | \$3,264,500 |
| • Brood Mares | * | | | | \$877,000 |
| ° Race Horses | 19 | 61 | No. Brood Mares | 17 head | \$102,000 |
| ° Show Horses | 100 | 200 | No. Brood Mares | 125 head | \$500,000 |
| ° Recreation Horses | 400 | 300 | No. Brood Mares | 250 head | \$275,000 |
| • Stud Fees | * | | | | \$347,500 |
| ° Race Horses | * | 2 | No. Stallions | 25 mares bred | \$62,500 |
| ° Show Horses | * | 20 | No. Stallions | 120 mares bred | \$180,000 |
| ° Recreation Horses | * | 69 | No. Stallions | 210 mares bred | \$105,000 |
| • Race Horses | 17 | | | 45 head | \$450,000 |
| • Show Horses | 80 | | | 150 head | \$1,125,000 |
| • Recreation Horses | 125 | | | 310 head | \$465,000 |
| SHEEP (TOTAL) | 4 | 400 | No. Breeding Ewes | | \$99,461 |
| • Feeder Lambs | * | | | 500 cwt. | \$99,461 |
| GOATS (TOTAL) | 36 | 500 | No. Does | | \$22,000 |
| • Show Goats | * | | | 55 head | \$22,000 |
| SWINE (TOTAL) | * | 20 | No. Sows | | \$14,015 |
| • Show Pigs | * | | | 30 head | \$12,000 |
| • Feeder Pigs | * | | | 53 head | \$2,015 |

East Baton Rouge Parish - All Enterprises (TOTAL)

\$45,974,039

| East Carroll Parish | | | | | Plant Enterprises Production | | |
|---|---------------------|---------------|-----------------|----------------|------------------------------|------------|------------------|
| Crop | Number of Producers | Planted Acres | Harvested Acres | Yield Per Acre | Total Production | Measure | Gross Farm Value |
| PLANT ENTERPRISES (TOTAL) | * | | | | | | \$127,416,751 |
| COTTON (TOTAL) | 25 | 5,771.0 | 5,512.0 | | | | \$6,622,962 |
| • Lint - Irrigated | * | 4,436.0 | 4,321.0 | 1,150.00 | 4,969,150 | lbs. | \$3,895,814 |
| • Lint - Non-irrigated | * | 1,335.0 | 1,191.0 | 1,125.00 | 1,339,875 | lbs. | \$1,050,462 |
| • Seed - Irrigated | * | 4,436.0 | 4,321.0 | 1,840.00 | 7,950,640 | lbs. | \$1,320,601 |
| • Seed - Non-irrigated | * | 1,335.0 | 1,191.0 | 1,800.00 | 2,143,800 | lbs. | \$356,085 |
| FORESTRY (TOTAL) | * | | | | | | \$710,107 |
| • Pulpwood | * | | | | | | |
| ° Pine | * | | | | 10 | cords | |
| ° Hardwood | * | | | | 4,746 | cords | |
| • Chip & Saw | * | | | | 12 | cords | |
| • Saw Timber | * | | | | | | |
| ° Hardwood | * | | | | 432,360 | board feet | |
| • Total Pulpwood, Chip & Saw, Saw Timber FOB Mill | * | | | | | | \$710,107 |
| • Total Forestry Stumpage | * | | | | | | \$255,250 |
| FEED GRAINS (TOTAL) | * | 45,982.0 | 43,213.0 | | | | \$45,008,500 |
| • Corn | 40 | 45,982.0 | 43,213.0 | 185.00 | 7,994,405 | bu. | \$45,008,500 |
| HOME GARDENS (TOTAL) | * | | | | | | \$530,400 |
| PEANUTS (TOTAL) | * | 372.0 | 372.0 | 6,500.00 | 2,418,000 | lbs. | \$563,394 |
| PECANS (TOTAL) | * | | 175.0 | | | | \$28,013 |
| • Improved | * | | 100.0 | 200.00 | 20,000 | lbs. | \$25,200 |
| • Native | 9 | | 75.0 | 75.00 | 5,625 | lbs. | \$2,813 |
| RICE (TOTAL) | 5 | 1,101.0 | 1,101.0 | 85.50 | 94,136 | cwt. | \$1,290,598 |
| SOYBEANS (TOTAL) | 50 | 103,714.0 | 102,198.0 | 60.00 | 6,131,880 | bu. | \$72,662,778 |

| East Carroll Parish | | | Fisheries & Wildlife Enterprises Production | | | |
|--|---------------------|---------------------|---|------------------|-------------------|------------------|
| Fisheries | Number of Producers | Units of Production | Units of Measure | Total Production | Measure | Gross Farm Value |
| FISHERIES & WILDLIFE ENTERPRISES (TOTAL) | * | | | | | \$56,411 |
| FUR ANIMALS (TOTAL) | * | | | 14 | pelts | \$95 |
| ALLIGATORS (WILD) (TOTAL) | * | | | 7 | number of animals | \$1,482 |
| HUNTING LEASES (TOTAL) | * | | | | | \$54,650 |
| • Waterfowl | * | 1,000 | No. Acres Leased | | acre | \$28,400 |

| | | | | | |
|------------------|----|-------|---------------------|----------|----------|
| • All Other Game | 10 | 1,500 | No. Acres Leased | acre | \$26,250 |
| HONEY (TOTAL) | * | 5 | No. Hives | 100 lbs. | \$184 |

| East Carroll Parish | | | Animal Enterprises Production | | | |
|-------------------------------|------------------------|------------------------|-------------------------------|---------------------|------------|---------------------|
| Animal | Number of Producers | Units of Production | Units of Measure | Total Production | Measure | Gross Farm Value |
| ANIMAL ENTERPRISES (TOTAL) | * | | | | | \$495,203 |
| CATTLE & CALVES (TOTAL) | 8 | 300 | No. Cows | | | \$375,994 |
| • Steer Calves | * | | | | | \$77,786 |
| ◦ 300-400 lbs. | * | | | 18 | head | \$9,770 |
| ◦ 400-500 lbs. | * | | | 40 | head | \$26,507 |
| ◦ 500-600 lbs. | * | | | 55 | head | \$41,509 |
| • Heifer Calves | * | | | | | \$22,733 |
| ◦ 300-400 lbs. | * | | | 10 | head | \$4,540 |
| ◦ 400-500 lbs. | * | | | 9 | head | \$5,042 |
| ◦ 500-600 lbs. | * | | | 20 | head | \$13,151 |
| • Cow-Calf Pairs | * | | | 250 | pair | \$259,900 |
| • Cull Cows | * | | | 15 | head | \$6,889 |
| • Cull Bulls | * | | | 7 | head | \$8,687 |
| HORSES (TOTAL) | * | | | | | \$102,500 |
| • Brood Mares | * | | | | | \$49,500 |
| ◦ Recreation Horses | 75 | 15 | No. Brood Mares | 45 | head | \$49,500 |
| • Stud Fees | * | | | | | \$500 |
| ◦ Recreation Horses | * | 0 | No. Stallions | 1 | mares bred | \$500 |
| • Show Horses | * | | | 1 | head | \$7,500 |
| • Recreation Horses | 25 | | | 30 | head | \$45,000 |
| GOATS (TOTAL) | 4 | 35 | No. Does | | | \$16,710 |
| • Show Goats | * | | | 35 | head | \$14,000 |
| • Stocker Goats | * | | | 8 | head | \$2,094 |
| • Cull Goats | * | | | 3 | head | \$615 |

| | |
|---|---------------|
| East Carroll Parish - All Enterprises (TOTAL) | \$127,968,365 |
|---|---------------|

| East Feliciana Parish | | | | | Plant Enterprises Production | | |
|---|---------------------|---------------|-----------------|----------------------|------------------------------|------------|------------------|
| Crop | Number of Producers | Planted Acres | Harvested Acres | Yield Per Acre | Total Production | Measure | Gross Farm Value |
| PLANT ENTERPRISES (TOTAL) | * | | | | | | \$15,920,367 |
| FORESTRY (TOTAL) | * | | | | | | \$10,433,617 |
| • Pulpwood | * | | | | | | |
| ° Pine | * | | | | 33,106 | acres | |
| ° Hardwood | * | | | | 4,463 | acres | |
| • Chip & Saw | * | | | | 26,748 | acres | |
| • Saw Timber | * | | | | | | |
| ° Pine | * | | | | 10,395,958 | board feet | |
| ° Hardwood | * | | | | 2,169,159 | board feet | |
| • Total Pulpwood, Chip & Saw, Saw Timber FOB Mill | * | | | | | | \$10,414,717 |
| • Total Forestry Stumpage | * | | | | | | \$4,823,930 |
| • Christmas Trees | * | | | | 225 | trees | \$18,900 |
| FRUITS (TOTAL) | * | | 17.0 | | | | \$78,790 |
| • Blueberries | 5 | | 6.0 | 2,500.00 | 15,000 | lbs. | \$71,250 |
| • Mayhaws | * | | 4.0 | | | | \$6,000 |
| ° Orchard | * | | 4.0 | 750.00 | 3,000 | lbs. | \$6,000 |
| • Muscadines | * | | 7.0 | | | | \$1,540 |
| ° Muscadines (Fresh) | * | | 7.0 | 20.00 | 140 | gals | \$1,540 |
| FEED GRAINS (TOTAL) | * | 607.0 | 607.0 | | | | \$512,612 |
| • Corn | * | 607.0 | 607.0 | 150.00 | 91,050 | bu. | \$512,612 |
| GREENHOUSE VEGETABLES (TOTAL) | * | | 9,500.0 | | | | \$130,630 |
| • Tomatoes | * | | 8,500.0 | 5.20 Yield / sq. ft. | 44,200 | lbs. | \$121,550 |
| • Cucumbers | * | | 1,000.0 | 4.54 Yield / sq. ft. | 4,540 | lbs. | \$9,080 |
| HAY FOR SALE (TOTAL) | * | | 7,400.0 | | | | \$1,330,224 |
| • Grass | 145 | | 7,400.0 | 1.75 | 12,950 | tons | \$1,330,224 |
| HOME GARDENS (TOTAL) | * | | | | | | \$1,414,944 |
| NURSERY CROPS (TOTAL) | * | | 1.0 | | | | \$51,763 |
| • Woody Ornamentals | * | | 1.0 | | | acre | \$51,763 |
| SOD PRODUCTION (TOTAL) | * | | 125.0 | | | acre | \$888,000 |
| SOYBEANS (TOTAL) | * | 2,267.0 | 2,267.0 | 35.00 | 79,345 | bu. | \$940,238 |
| WHEAT (TOTAL) | * | 527.0 | 527.0 | 40.00 | 21,080 | bu. | \$139,550 |

| East Feliciana Parish | | | Fisheries & Wildlife Enterprises Production | | | |
|--|---------------------|---------------------|---|------------------|---------|------------------|
| Fisheries | Number of Producers | Units of Production | Units of Measure | Total Production | Measure | Gross Farm Value |
| FISHERIES & WILDLIFE ENTERPRISES (TOTAL) | * | | | | | \$2,636,893 |
| AQUACULTURE (TOTAL) | * | | | | | \$2,490 |
| • Crawfish (Farm) | * | 2 | Acres in Prod. | 1,500 | lbs. | \$2,490 |
| FUR ANIMALS (TOTAL) | * | | | 30 | pelts | \$203 |
| HUNTING LEASES (TOTAL) | * | | | | | \$2,625,000 |
| • All Other Game | 150 | 150,000 | No. Acres Leased | | acre | \$2,625,000 |
| HONEY (TOTAL) | 21 | 100 | No. Hives | 5,000 | lbs. | \$9,200 |

| East Feliciana Parish | | | Animal Enterprises Production | | | |
|----------------------------|---------------------|---------------------|-------------------------------|------------------|---------|------------------|
| Animal | Number of Producers | Units of Production | Units of Measure | Total Production | Measure | Gross Farm Value |
| ANIMAL ENTERPRISES (TOTAL) | * | | | | | \$15,467,822 |
| CATTLE & CALVES (TOTAL) | 210 | 19,500 | No. Cows | | | \$8,956,917 |
| • Steer Calves | * | | | | | \$5,517,213 |
| ° 300-400 lbs. | * | | | 700 | head | \$379,946 |
| ° 400-500 lbs. | * | | | 1,075 | head | \$712,370 |
| ° 500-600 lbs. | * | | | 3,125 | head | \$2,358,469 |
| ° 600-700 lbs. | * | | | 2,450 | head | \$2,066,428 |
| • Heifer Calves | * | | | | | \$2,530,995 |
| ° 300-400 lbs. | * | | | 700 | head | \$317,790 |
| ° 400-500 lbs. | * | | | 1,075 | head | \$602,269 |
| ° 500-600 lbs. | * | | | 2,450 | head | \$1,610,936 |
| • Cow-Calf Pairs | * | | | 350 | pair | \$363,860 |
| • Cull Cows | * | | | 700 | head | \$321,479 |
| • Cull Bulls | * | | | 180 | head | \$223,371 |
| DAIRY (TOTAL) | * | | | | | \$101,319 |
| • Dairy Cows | * | | | | | \$101,319 |
| ° Milk | * | 40 | No. Adult Cows | 481,482 | pounds | \$87,196 |
| ° Bred Heifers | * | | | 1 | head | \$1,200 |
| ° Adult Cows | * | | | 4 | head | \$5,000 |
| ° Cull Cows | * | | | 11 | head | \$7,563 |
| ° Bull Calves | * | | | 18 | head | \$360 |
| HORSES (TOTAL) | * | | | | | \$6,269,000 |

| | | | | | | |
|---------------------|-----|-----|----------------------|-------|------|-------------|
| • Brood Mares | * | | | | | \$1,344,000 |
| ° Race Horses | 12 | 140 | No. Brood Mares | 135 | head | \$810,000 |
| ° Show Horses | 16 | 50 | No. Brood Mares | 40 | head | \$160,000 |
| ° Recreation Horses | 110 | 410 | No. Brood Mares | 340 | head | \$374,000 |
| • Race Horses | 100 | | | 230 | head | \$2,300,000 |
| • Show Horses | 33 | | | 95 | head | \$712,500 |
| • Recreation Horses | 440 | | | 1,275 | head | \$1,912,500 |
| SHEEP (TOTAL) | 6 | 300 | No. Breeding Ewes | | | \$140,586 |
| • Slaughter Lambs | * | | | 450 | cwt. | \$140,586 |

East Feliciana Parish - All Enterprises (TOTAL)

\$34,025,082

| Evangeline Parish | | | | | Plant Enterprises Production | | |
|---|---------------------|---------------|-----------------|----------------|------------------------------|------------|------------------|
| Crop | Number of Producers | Planted Acres | Harvested Acres | Yield Per Acre | Total Production | Measure | Gross Farm Value |
| PLANT ENTERPRISES (TOTAL) | * | | | | | | \$67,337,672 |
| FORESTRY (TOTAL) | * | | | | | | \$8,791,746 |
| • Pulpwood | * | | | | | | |
| ° Pine | * | | | | 53,441 | cords | |
| ° Hardwood | * | | | | 3,721 | cords | |
| • Chip & Saw | * | | | | 1,861 | cords | |
| • Saw Timber | * | | | | | | |
| ° Pine | * | | | | 11,495,118 | board feet | |
| ° Hardwood | * | | | | 716,023 | board feet | |
| • Total Pulpwood, Chip & Saw, Saw Timber FOB Mill | * | | | | | | \$8,791,746 |
| • Total Forestry Stumpage | * | | | | | | \$3,746,838 |
| FEED GRAINS (TOTAL) | * | 1,558.0 | 1,558.0 | | | | \$942,920 |
| • Corn | 3 | 475.0 | 475.0 | 135.00 | 64,125 | bu. | \$361,024 |
| • Grain Sorghum | * | 1,083.0 | 1,083.0 | 90.00 | 97,470 | bu. | \$581,896 |
| HAY FOR SALE (TOTAL) | * | | 12,000.0 | | | | \$1,848,960 |
| • Grass | 200 | | 12,000.0 | 1.50 | 18,000 | tons | \$1,848,960 |
| HOME GARDENS (TOTAL) | * | | | | | | \$2,357,152 |
| NURSERY CROPS (TOTAL) | * | | 11.0 | | | | \$1,020,436 |
| • Floraculture & Bedding Plants | * | | 1.0 | | | acre | \$29,114 |

| | | | | | | |
|-------------------------------|----|----------|----------|----------|----------------------|--------------|
| • Woody Ornamentals | * | | 10.0 | | acre | \$991,322 |
| PECANS (TOTAL) | * | | 150.0 | | | \$1,500 |
| • Native | 15 | | 150.0 | 20.00 | 3,000 lbs. | \$1,500 |
| RICE (TOTAL) | 83 | 46,451.0 | 46,451.0 | 71.30 | 3,311,956 cwt. | \$45,406,921 |
| SOYBEANS (TOTAL) | 22 | 12,485.0 | 12,485.0 | 28.00 | 349,580 bu. | \$4,142,523 |
| SUGARCANE (TOTAL) | * | 1,365.0 | 1,269.5 | | | \$1,748,915 |
| • Raw Sugar | * | 1,365.0 | 1,269.5 | 7,306.64 | 9,275,779 lbs. | \$1,669,640 |
| • Molasses | * | 1,365.0 | 1,269.5 | 157.53 | 199,986 gal. | \$79,274 |
| SWEET POTATOES (TOTAL) | * | 108.0 | 108.0 | 225.00 | 24,300 bu. (50 lbs.) | \$546,750 |
| • Sweet Potatoes (Canning) | * | 108.0 | 108.0 | 0.00 | bu. (50 lbs.) | |
| • Sweet Potatoes (Fresh) | * | 108.0 | 108.0 | 225.00 | 24,300 bu. (50 lbs.) | \$546,750 |
| • Sweet Potatoes (Processing) | * | 108.0 | 108.0 | 0.00 | bu. (50 lbs.) | |
| VEGETABLES (TOTAL) | * | 25.0 | 25.0 | | | \$103,125 |
| • Sweet Corn (Fresh) | 4 | 25.0 | 25.0 | 550.00 | 13,750 doz. ears | \$103,125 |
| WHEAT (TOTAL) | * | 1,171.0 | 1,172.0 | 55.00 | 64,460 bu. | \$426,725 |

| Evangeline Parish | | Fisheries & Wildlife Enterprises Production | | | | |
|--|---------------------|---|------------------|------------------|-------------------|------------------|
| Fisheries | Number of Producers | Units of Production | Units of Measure | Total Production | Measure | Gross Farm Value |
| FISHERIES & WILDLIFE ENTERPRISES (TOTAL) | * | | | | | \$38,660,468 |
| AQUACULTURE (TOTAL) | * | | | | | \$36,022,000 |
| • Crawfish (Farm) | 145 | 28,000 | Acres in Prod. | 21,700,000 | lbs. | \$36,022,000 |
| FUR ANIMALS (TOTAL) | * | | | 44 | pelts | \$298 |
| ALLIGATORS (WILD) (TOTAL) | * | | | 59 | number of animals | \$12,490 |
| HUNTING LEASES (TOTAL) | * | | | | | \$2,622,000 |
| • Waterfowl | 70 | 80,000 | No. Acres Leased | | acre | \$2,272,000 |
| • All Other Game | 160 | 20,000 | No. Acres Leased | | acre | \$350,000 |
| HONEY (TOTAL) | * | 25 | No. Hives | 2,000 | lbs. | \$3,680 |

| Evangeline Parish | | Animal Enterprises Production | | | | |
|----------------------------|---------------------|-------------------------------|------------------|------------------|---------|------------------|
| Animal | Number of Producers | Units of Production | Units of Measure | Total Production | Measure | Gross Farm Value |
| ANIMAL ENTERPRISES (TOTAL) | * | | | | | \$16,232,468 |
| CATTLE & CALVES (TOTAL) | 300 | 18,000 | No. Cows | | | \$8,919,126 |
| • Steer Calves | * | | | | | \$4,190,999 |

| | | | | | |
|------------------------|-----|-----|-------------------|--------------------|--------------------|
| ° 300-400 lbs. | * | | | 825 head | \$447,794 |
| ° 400-500 lbs. | * | | | 2,150 head | \$1,424,741 |
| ° 500-600 lbs. | * | | | 2,150 head | \$1,622,627 |
| ° 600-700 lbs. | * | | | 825 head | \$695,838 |
| • Heifer Calves | * | | | | \$3,600,915 |
| ° 300-400 lbs. | * | | | 825 head | \$374,538 |
| ° 400-500 lbs. | * | | | 2,150 head | \$1,204,538 |
| ° 500-600 lbs. | * | | | 2,150 head | \$1,413,679 |
| ° 600-700 lbs. | * | | | 825 head | \$608,161 |
| • Yearling Cattle | * | | | | \$299,644 |
| ° 700-800 lbs. | * | | | 350 head | \$299,644 |
| • Cow-Calf Pairs | * | | | 340 pair | \$353,464 |
| • Cull Cows | * | | | 600 head | \$275,553 |
| • Cull Bulls | * | | | 160 head | \$198,552 |
| HORSES (TOTAL) | * | | | | \$7,174,500 |
| • Brood Mares | * | | | | \$1,042,000 |
| ° Race Horses | 10 | 145 | No. Brood Mares | 110 head | \$660,000 |
| ° Show Horses | 3 | 12 | No. Brood Mares | 13 head | \$52,000 |
| ° Recreation Horses | 115 | 350 | No. Brood Mares | 300 head | \$330,000 |
| • Stud Fees | * | | | | \$3,587,500 |
| ° Race Horses | * | 25 | No. Stallions | 1,300 mares bred | \$3,250,000 |
| ° Show Horses | * | 4 | No. Stallions | 125 mares bred | \$187,500 |
| ° Recreation Horses | * | 18 | No. Stallions | 300 mares bred | \$150,000 |
| • Race Horses | 26 | | | 85 head | \$850,000 |
| • Show Horses | 7 | | | 16 head | \$120,000 |
| • Recreation Horses | 350 | | | 1,050 head | \$1,575,000 |
| POULTRY (TOTAL) | * | | | | \$1,100 |
| • Broilers | * | | | 650 lbs. | \$663 |
| • Edible Eggs | 5 | 50 | No. Hens | 480 doz. eggs sold | \$432 |
| • Cull Hens | * | | | 90 lbs. | \$5 |
| SHEEP (TOTAL) | 4 | 90 | No. Breeding Ewes | | \$41,435 |
| • Wool | * | 220 | No. Sheared | 900 lbs. | \$720 |
| • Slaughter Lambs | * | | | 5 cwt. | \$1,562 |
| • Show Lambs | * | | | 90 head | \$36,000 |
| • Stocker Sheep | * | | | 13 head | \$3,153 |
| GOATS (TOTAL) | 3 | 100 | No. Does | | \$30,050 |

| | | | | |
|-------------------|---|-------------|----------|----------|
| • Show Goats | * | | 10 head | \$4,000 |
| • Slaughter Goats | * | | 90 head | \$18,196 |
| • Stocker Goats | * | | 30 head | \$7,854 |
| SWINE (TOTAL) | * | 60 No. Sows | | \$66,257 |
| • Show Pigs | * | | 120 head | \$48,000 |
| • Feeder Pigs | * | | 80 head | \$3,042 |
| • Slaughter Hogs | * | | 80 head | \$14,389 |
| • Culls | * | | 5 head | \$826 |

Evangeline Parish - All Enterprises (TOTAL)

\$122,230,609

| Franklin Parish | | | | | Plant Enterprises Production | | |
|---|---------------------|---------------|-----------------|----------------|------------------------------|------------|------------------|
| Crop | Number of Producers | Planted Acres | Harvested Acres | Yield Per Acre | Total Production | Measure | Gross Farm Value |
| PLANT ENTERPRISES (TOTAL) | * | | | | | | \$196,384,083 |
| COTTON (TOTAL) | 8 | 7,659.0 | 7,659.0 | | | | \$9,655,871 |
| • Lint - Irrigated | * | 6,584.0 | 6,584.0 | 1,255.00 | 8,262,920 | lbs. | \$6,478,129 |
| • Lint - Non-irrigated | * | 1,075.0 | 1,075.0 | 870.00 | 935,250 | lbs. | \$733,236 |
| • Seed - Irrigated | * | 6,584.0 | 6,584.0 | 2,008.00 | 13,220,672 | lbs. | \$2,195,954 |
| • Seed - Non-irrigated | * | 1,075.0 | 1,075.0 | 1,392.00 | 1,496,400 | lbs. | \$248,552 |
| FORESTRY (TOTAL) | * | | | | | | \$340,442 |
| • Pulpwood | * | | | | | | |
| ◦ Pine | * | | | | 1,027 | cords | |
| ◦ Hardwood | * | | | | 661 | cords | |
| • Saw Timber | * | | | | | | |
| ◦ Pine | * | | | | 202,839 | board feet | |
| ◦ Hardwood | * | | | | 190,184 | board feet | |
| • Total Pulpwood, Chip & Saw, Saw Timber FOB Mill | * | | | | | | \$321,542 |
| • Total Forestry Stumpage | * | | | | | | \$138,669 |
| • Christmas Trees | * | | | | 225 | trees | \$18,900 |
| FEED GRAINS (TOTAL) | * | 93,841.2 | 93,835.8 | | | | \$108,681,869 |
| • Corn | 148 | 92,737.4 | 92,732.0 | 207.00 | 19,195,518 | bu. | \$108,070,765 |
| • Grain Sorghum | 10 | 1,050.0 | 1,050.0 | 95.00 | 99,753 | bu. | \$595,525 |
| • Oats | 3 | 53.8 | 53.8 | 77.00 | 4,143 | bu. | \$15,579 |

| | | | | | | |
|-------------------------------|-----|----------|----------|--------|-------------------------|--------------|
| HAY FOR SALE (TOTAL) | * | | 615.0 | | | \$197,980 |
| • Alfalfa | * | | 15.0 | 4.00 | 60 tons | \$13,084 |
| • Grass | 15 | | 600.0 | 3.00 | 1,800 tons | \$184,896 |
| HOME GARDENS (TOTAL) | * | | | | | \$1,435,072 |
| PECANS (TOTAL) | * | | 640.0 | | | \$548,239 |
| • Improved | * | | 640.0 | 679.86 | 435,110 lbs. | \$548,239 |
| RICE (TOTAL) | * | 2,282.1 | 2,282.1 | 76.50 | 174,581 cwt. | \$2,393,501 |
| SOD PRODUCTION (TOTAL) | * | | 165.0 | | acre | \$1,172,160 |
| SOYBEANS (TOTAL) | 138 | 64,579.9 | 64,579.9 | 64.00 | 4,133,116 bu. | \$48,977,426 |
| SWEET POTATOES (TOTAL) | * | 2,353.5 | 2,334.2 | 586.87 | 1,369,872 bu. (50 lbs.) | \$21,303,438 |
| • Sweet Potatoes (Canning) | * | 2,353.5 | 2,334.2 | | bu. (50 lbs.) | |
| • Sweet Potatoes (Fresh) | * | 2,353.5 | 2,334.2 | 295.59 | 689,966 bu. (50 lbs.) | \$15,524,239 |
| • Sweet Potatoes (Processing) | * | 2,353.5 | 2,334.2 | 291.28 | 679,906 bu. (50 lbs.) | \$5,779,199 |
| WHEAT (TOTAL) | 24 | 3,950.5 | 3,899.8 | 65.00 | 253,487 bu. | \$1,678,084 |

| Franklin Parish | | Fisheries & Wildlife Enterprises Production | | | | |
|--|---------------------|---|------------------|------------------|-------------------|------------------|
| Fisheries | Number of Producers | Units of Production | Units of Measure | Total Production | Measure | Gross Farm Value |
| FISHERIES & WILDLIFE ENTERPRISES (TOTAL) | * | | | | | \$10,766,705 |
| AQUACULTURE (TOTAL) | * | | | | | \$10,487,880 |
| • Catfish (Farm) | 11 | 907 | Acres in Prod. | 6,526,800 | lbs. | \$10,442,880 |
| • Minnows | * | 50 | Acres in Prod. | 15,000 | lbs. | \$45,000 |
| FUR ANIMALS (TOTAL) | * | | | 16 | pelts | \$108 |
| ALLIGATORS (WILD) (TOTAL) | * | | | 10 | number of animals | \$2,117 |
| HUNTING LEASES (TOTAL) | * | | | | | \$255,900 |
| • Waterfowl | * | 1,000 | No. Acres Leased | | acre | \$28,400 |
| • All Other Game | 8 | 13,000 | No. Acres Leased | | acre | \$227,500 |
| HONEY (TOTAL) | * | 350 | No. Hives | 11,250 | lbs. | \$20,700 |

| Franklin Parish | | | Animal Enterprises Production | | | |
|----------------------------|---------------------|---------------------|-------------------------------|------------------|------------|------------------|
| Animal | Number of Producers | Units of Production | Units of Measure | Total Production | Measure | Gross Farm Value |
| ANIMAL ENTERPRISES (TOTAL) | * | | | | | \$13,441,281 |
| CATTLE & CALVES (TOTAL) | 159 | 12,343 | No. Cows | | | \$6,386,678 |
| • Steer Calves | * | | | | | \$2,986,514 |
| ◦ 300-400 lbs. | * | | | 1,361 | head | \$738,724 |
| ◦ 400-500 lbs. | * | | | 2,041 | head | \$1,352,509 |
| ◦ 500-600 lbs. | * | | | 680 | head | \$513,203 |
| ◦ 600-700 lbs. | * | | | 453 | head | \$382,078 |
| • Heifer Calves | * | | | | | \$2,266,053 |
| ◦ 300-400 lbs. | * | | | 1,213 | head | \$550,684 |
| ◦ 400-500 lbs. | * | | | 1,819 | head | \$1,019,095 |
| ◦ 500-600 lbs. | * | | | 606 | head | \$398,460 |
| ◦ 600-700 lbs. | * | | | 404 | head | \$297,815 |
| • Yearling Cattle | * | | | | | \$406,660 |
| ◦ 600-700 lbs. | * | | | 247 | head | \$195,197 |
| ◦ 700-800 lbs. | * | | | 247 | head | \$211,463 |
| • Cow-Calf Pairs | * | | | 309 | pair | \$321,236 |
| • Cull Cows | * | | | 617 | head | \$283,360 |
| • Cull Bulls | * | | | 99 | head | \$122,854 |
| DAIRY (TOTAL) | * | | | | | \$1,000,603 |
| • Dairy Cows | * | | | | | \$1,000,603 |
| ◦ Milk | * | 385 | No. Adult Cows | 4,976,841 | pounds | \$901,306 |
| ◦ Bred Heifers | * | | | 7 | head | \$8,400 |
| ◦ Adult Cows | * | | | 4 | head | \$5,000 |
| ◦ Cull Cows | * | | | 101 | head | \$69,438 |
| ◦ Bull Calves | * | | | 173 | head | \$3,460 |
| ◦ Breeding Age Bulls | * | | | 10 | head | \$13,000 |
| HORSES (TOTAL) | * | | | | | \$6,009,000 |
| • Brood Mares | * | | | | | \$96,500 |
| ◦ Race Horses | * | 12 | No. Brood Mares | 10 | head | \$60,000 |
| ◦ Show Horses | * | 8 | No. Brood Mares | 5 | head | \$20,000 |
| ◦ Recreation Horses | 5 | 20 | No. Brood Mares | 15 | head | \$16,500 |
| • Stud Fees | * | | | | | \$62,500 |
| ◦ Race Horses | * | 1 | No. Stallions | 6 | mares bred | \$15,000 |
| ◦ Show Horses | * | 1 | No. Stallions | 25 | mares bred | \$37,500 |

| | | | | |
|------------------------|-----|------------------|---------------|-------------|
| ° Recreation Horses | * | 15 No. Stallions | 20 mares bred | \$10,000 |
| • Show Horses | 100 | | 300 head | \$2,250,000 |
| • Recreation Horses | 800 | | 2,400 head | \$3,600,000 |
| EXOTIC ANIMALS (TOTAL) | * | | | \$45,000 |
| • Deer/Antelope | * | 190 No. Animals | 90 head | \$45,000 |

Franklin Parish - All Enterprises (TOTAL)

\$220,592,069

| Grant Parish | | | | | Plant Enterprises Production | | |
|---|---------------------|---------------|-----------------|----------------|------------------------------|------------|------------------|
| Crop | Number of Producers | Planted Acres | Harvested Acres | Yield Per Acre | Total Production | Measure | Gross Farm Value |
| PLANT ENTERPRISES (TOTAL) | * | | | | | | \$23,847,684 |
| FORESTRY (TOTAL) | * | | | | | | \$16,393,177 |
| • Pulpwood | * | | | | | | |
| ° Pine | * | | | | 82,464 | ords | |
| ° Hardwood | * | | | | 9,989 | ords | |
| • Chip & Saw | * | | | | 27,963 | ords | |
| • Saw Timber | * | | | | | | |
| ° Pine | * | | | | 17,453,780 | board feet | |
| ° Hardwood | * | | | | 758,779 | board feet | |
| • Total Pulpwood, Chip & Saw, Saw Timber FOB Mill | * | | | | | | \$16,393,177 |
| • Total Forestry Stumpage | * | | | | | | \$7,042,183 |
| FRUITS (TOTAL) | * | | 170.0 | | | | \$1,390,000 |
| • Mayhaws | * | | 170.0 | | | | \$1,390,000 |
| ° Native | 15 | | 120.0 | 3,000.00 | 360,000 | lbs. | \$990,000 |
| ° Orchard | 15 | | 50.0 | 4,000.00 | 200,000 | lbs. | \$400,000 |
| FEED GRAINS (TOTAL) | * | 2,263.0 | 2,263.0 | | | | \$1,655,296 |
| • Corn | 5 | 1,289.0 | 1,289.0 | 168.00 | 216,552 | bu. | \$1,219,188 |
| • Grain Sorghum | 5 | 974.0 | 974.0 | 75.00 | 73,050 | bu. | \$436,109 |
| HAY FOR SALE (TOTAL) | * | | 890.0 | | | | \$297,118 |
| • Grass | 9 | | 890.0 | 3.25 | 2,893 | tons | \$297,118 |
| HOME GARDENS (TOTAL) | * | | | | | | \$1,626,560 |
| NURSERY CROPS (TOTAL) | * | | 2.0 | | | | \$40,338 |
| • Fruit and Nut Trees | * | | 2.0 | | | acre | \$40,338 |

| | | | | | | |
|------------------|----|---------|---------|--------|-------------|-------------|
| PECANS (TOTAL) | * | | 643.0 | | | \$79,713 |
| • Improved | 12 | | 367.0 | 150.00 | 55,050 lbs. | \$69,363 |
| • Native | 25 | | 276.0 | 75.00 | 20,700 lbs. | \$10,350 |
| SOYBEANS (TOTAL) | 10 | 4,089.0 | 4,080.0 | 45.00 | 183,600 bu. | \$2,175,660 |
| WHEAT (TOTAL) | * | 506.0 | 486.0 | 59.00 | 28,674 bu. | \$189,822 |

| Grant Parish | | Fisheries & Wildlife Enterprises Production | | | | |
|--|---------------------|---|------------------|------------------|-------------------|------------------|
| Fisheries | Number of Producers | Units of Production | Units of Measure | Total Production | Measure | Gross Farm Value |
| FISHERIES & WILDLIFE ENTERPRISES (TOTAL) | * | | | | | \$4,649 |
| FUR ANIMALS (TOTAL) | * | | | 30 | pelts | \$203 |
| ALLIGATORS (WILD) (TOTAL) | * | | | 21 | number of animals | \$4,446 |

| Grant Parish | | Animal Enterprises Production | | | | |
|----------------------------|---------------------|-------------------------------|------------------|------------------|---------|------------------|
| Animal | Number of Producers | Units of Production | Units of Measure | Total Production | Measure | Gross Farm Value |
| ANIMAL ENTERPRISES (TOTAL) | * | | | | | \$7,540,795 |
| CATTLE & CALVES (TOTAL) | 115 | 3,600 | No. Cows | | | \$3,910,706 |
| • Steer Calves | * | | | | | \$1,039,809 |
| ° 300-400 lbs. | * | | | 475 | head | \$257,821 |
| ° 400-500 lbs. | * | | | 825 | head | \$546,703 |
| ° 500-600 lbs. | * | | | 200 | head | \$150,942 |
| ° 600-700 lbs. | * | | | 100 | head | \$84,344 |
| • Heifer Calves | * | | | | | \$883,071 |
| ° 300-400 lbs. | * | | | 475 | head | \$215,643 |
| ° 400-500 lbs. | * | | | 825 | head | \$462,206 |
| ° 500-600 lbs. | * | | | 200 | head | \$131,505 |
| ° 600-700 lbs. | * | | | 100 | head | \$73,717 |
| • Yearling Cattle | * | | | | | \$658,558 |
| ° 600-700 lbs. | * | | | 400 | head | \$316,108 |
| ° 700-800 lbs. | * | | | 400 | head | \$342,450 |
| • Cow-Calf Pairs | * | | | 1,050 | pair | \$1,091,580 |
| • Cull Cows | * | | | 450 | head | \$206,665 |
| • Cull Bulls | * | | | 25 | head | \$31,024 |
| DAIRY (TOTAL) | * | | | | | \$8,120 |

| | | | | | |
|------------------------|-----------|------------|-------------------|---------------|--------------------|
| • Dairy Goats | 3 | 20 | Total Adult Does | 14,000 Pounds | \$8,120 |
| HORSES (TOTAL) | * | | | | \$3,531,500 |
| • Brood Mares | * | | | | \$641,500 |
| ° Race Horses | 5 | 40 | No. Brood Mares | 38 head | \$228,000 |
| ° Show Horses | 27 | 100 | No. Brood Mares | 80 head | \$320,000 |
| ° Recreation Horses | 35 | 110 | No. Brood Mares | 85 head | \$93,500 |
| • Stud Fees | * | | | | \$177,500 |
| ° Race Horses | * | 2 | No. Stallions | 20 mares bred | \$50,000 |
| ° Show Horses | * | 10 | No. Stallions | 60 mares bred | \$90,000 |
| ° Recreation Horses | * | 10 | No. Stallions | 75 mares bred | \$37,500 |
| • Race Horses | * | | | 20 head | \$200,000 |
| • Show Horses | 60 | | | 225 head | \$1,687,500 |
| • Recreation Horses | 175 | | | 550 head | \$825,000 |
| RABBITS (TOTAL) | * | | | | \$15,113 |
| • Fryers | 15 | 425 | No. Animals | 2,125 lbs. | \$5,313 |
| • Does | 15 | 350 | No. Animals | 2,450 lbs. | \$9,800 |
| SHEEP (TOTAL) | * | 15 | No. Breeding Ewes | | \$6,923 |
| • Show Lambs | * | | | 12 head | \$4,800 |
| • Stocker Sheep | * | | | 5 head | \$1,213 |
| • Cull Sheep | * | | | 5 head | \$911 |
| GOATS (TOTAL) | 23 | 150 | No. Does | | \$56,709 |
| • Slaughter Goats | * | | | 140 head | \$28,305 |
| • Stocker Goats | * | | | 85 head | \$22,252 |
| • Cull Goats | * | | | 30 head | \$6,152 |
| SWINE (TOTAL) | 5 | 15 | No. Sows | | \$11,723 |
| • Show Pigs | * | | | 5 head | \$2,000 |
| • Feeder Pigs | * | | | 25 head | \$951 |
| • Slaughter Hogs | * | | | 35 head | \$6,295 |
| • Culls | * | | | 15 head | \$2,477 |

Grant Parish - All Enterprises (TOTAL)

\$31,393,128

| Iberia Parish | | | | | Plant Enterprises Production | | |
|---|---------------------|---------------|-----------------|----------------------|------------------------------|------------|------------------|
| Crop | Number of Producers | Planted Acres | Harvested Acres | Yield Per Acre | Total Production | Measure | Gross Farm Value |
| PLANT ENTERPRISES (TOTAL) | * | | | | | | \$98,166,523 |
| FORESTRY (TOTAL) | * | | | | | | \$1,176 |
| • Saw Timber | * | | | | | | |
| ◦ Pine | * | | | | 3,856 | board feet | |
| • Total Pulpwood, Chip & Saw, Saw Timber FOB Mill | * | | | | | | \$1,176 |
| • Total Forestry Stumpage | * | | | | | | \$617 |
| FRUITS (TOTAL) | * | 11.8 | 206.3 | | | | \$4,190,802 |
| • Blackberries | 37 | | 61.5 | 5,197.00 | 319,616 | pints | \$1,630,039 |
| • Blueberries | 3 | | 4.9 | 8,012.00 | 39,259 | lbs. | \$186,479 |
| • Citrus | * | | 64.6 | | | | \$1,215,707 |
| ◦ Satsumas | 33 | | 64.6 | 459.00 | 29,651 | bu. | \$1,215,707 |
| • Figs | 39 | | 31.9 | 3,998.00 | 127,536 | lbs. | \$478,261 |
| • Muscadines | * | | 3.0 | | | | \$33,033 |
| ◦ Muscadines (Fresh) | 4 | | 3.0 | 1,001.00 | 3,003 | gals | \$33,033 |
| • Peaches | 3 | | 4.5 | 91.00 | 410 | bu. | \$18,468 |
| • Pears | 12 | | 24.1 | 99.00 | 2,386 | bu. | \$47,122 |
| • Strawberries | 16 | 11.8 | 11.8 | 1,896.00 | 22,373 | flats | \$581,693 |
| GREENHOUSE VEGETABLES (TOTAL) | * | | 21.2 | | | | \$315 |
| • Tomatoes | 9 | | 21.2 | 5.40 Yield / sq. ft. | 114 | lbs. | \$315 |
| HAY FOR SALE (TOTAL) | * | | 2,642.3 | | | | \$1,152,829 |
| • Alfalfa | * | | 34.3 | 3.70 | 127 | tons | \$27,675 |
| • Grass | 23 | | 2,608.0 | 4.20 | 10,954 | tons | \$1,125,154 |
| HOME GARDENS (TOTAL) | * | | | | | | \$5,074,976 |
| NURSERY CROPS (TOTAL) | * | | 4.1 | | | | \$4,926,465 |
| • Fruit and Nut Trees | * | | 1.3 | | | acre | \$100,846 |
| • Floraculture & Bedding Plants | * | | 1.0 | | | acre | \$571,196 |
| • Woody Ornamentals | * | | 1.8 | | | acre | \$4,254,423 |
| PECANS (TOTAL) | * | | 104.4 | | | | \$12,977 |
| • Improved | 4 | | 27.4 | 241.50 | 6,617 | lbs. | \$8,338 |
| • Native | 12 | | 77.0 | 120.50 | 9,279 | lbs. | \$4,639 |
| RICE (TOTAL) | 4 | 304.3 | 304.3 | 76.00 | 23,130 | cwt. | \$317,110 |
| SOYBEANS (TOTAL) | 22 | 2,116.4 | 2,116.4 | 37.50 | 79,365 | bu. | \$940,480 |
| SUGARCANE (TOTAL) | * | 56,349.7 | 52,405.2 | | | | \$78,047,142 |

| | | | | | | | |
|------------------------------|----------|--------------|--------------|----------|-------------|-------------------|--------------------|
| • Raw Sugar | 83 | 56,349.7 | 52,405.2 | 7,898.86 | 413,941,338 | lbs. | \$74,509,441 |
| • Molasses | * | 56,349.7 | 52,405.2 | 170.30 | 8,924,575 | gal. | \$3,537,702 |
| VEGETABLES (TOTAL) | * | 201.4 | 200.5 | | | | \$3,502,251 |
| • Broccoli (Fresh) | 12 | 12.4 | 12.4 | 263.00 | 3,261 | cartons (20 lbs.) | \$97,836 |
| • Cabbage | * | 4.7 | 4.7 | | | | \$29,469 |
| ° Cabbage (Fresh) | 15 | 4.7 | 4.7 | 418.00 | 1,965 | sacks (50 lbs.) | \$29,469 |
| • Cantaloupe | 18 | 6.7 | 6.7 | 252.00 | 1,688 | cartons (40 lbs.) | \$60,782 |
| • Cauliflower | 9 | 2.0 | 2.0 | 243.00 | 486 | cartons (20 lbs.) | \$14,094 |
| • Collards | * | 2.7 | 2.7 | | | | \$25,599 |
| ° Collards (Fresh) | 8 | 2.7 | 2.7 | 499.00 | 1,347 | doz. bunches | \$25,599 |
| • Cucumber | * | 7.6 | 7.6 | | | | \$53,648 |
| ° Cucumber (Fresh) | 19 | 7.6 | 7.6 | 362.00 | 2,751 | bu. (50 lbs.) | \$53,648 |
| • Eggplant | 12 | 6.4 | 6.4 | 3,401.00 | 21,766 | bu. (33 lbs.) | \$348,262 |
| • Mirliton | * | 2.8 | 2.8 | 835.00 | 2,338 | lbs. | \$7,599 |
| • Okra (Fresh) | 38 | 46.6 | 46.6 | 298.00 | 13,887 | bu. | \$680,453 |
| • Peppers | * | 40.3 | 39.4 | | | | \$1,423,997 |
| ° Bell | 6 | 4.2 | 4.2 | 1287.00 | 5,405 | bu. (28 lbs..) | \$133,784 |
| ° Jalapeno | * | 0.3 | 0.3 | | | | \$886 |
| - Jalapeno (Fresh) | 4 | 0.3 | 0.3 | 82.00 | 25 | bu. (25 lbs.) | \$886 |
| - Jalapeno (Processing) | * | 0.0 | 0.0 | 0.00 | | cwt. | |
| ° Tabasco Green (Processing) | * | 5.9 | 5.9 | 661.00 | 3,900 | cwt. | \$222,294 |
| ° Tabasco Red (Processing) | * | 29.9 | 29.9 | 683.00 | 20,422 | cwt. | \$1,067,034 |
| • Southern Peas (Fresh) | 5 | 4.0 | 4.0 | 117.00 | 468 | bu. (24 lbs.) | \$15,678 |
| • Squash (Fresh) | * | 6.7 | 6.7 | | | | \$91,904 |
| ° Yellow Squash | 9 | 3.5 | 3.5 | 301.00 | 1,054 | bu. (45 lbs.) | \$47,408 |
| ° Zucchini Squash | 8 | 3.2 | 3.2 | 309.00 | 989 | bu. (45 lbs.) | \$44,496 |
| • Sweet Corn (Fresh) | 21 | 43.6 | 43.6 | 484.00 | 21,102 | doz. ears | \$158,268 |
| • Tomatoes (Field) | 43 | 11.1 | 11.1 | 1,116.00 | 12,388 | lugs (20 lbs.) | \$470,729 |
| • Watermelon | 9 | 3.8 | 3.8 | 134.00 | 509 | cwt. | \$23,932 |

| Iberia Parish | | Fisheries & Wildlife Enterprises Production | | | | |
|---|---------------------|---|------------------|------------------|---------|---------------------|
| Fisheries | Number of Producers | Units of Production | Units of Measure | Total Production | Measure | Gross Farm Value |
| FISHERIES & WILDLIFE ENTERPRISES (TOTAL) | * | | | | | \$11,096,090 |

| | | | | | |
|------------------------------|-----|-------|------------------|-----------------------|-------------|
| AQUACULTURE (TOTAL) | * | | | | \$5,640,016 |
| • Crawfish (Farm) | 28 | 6,689 | Acres in Prod. | 3,397,600 lbs. | \$5,640,016 |
| FRESHWATER FISHERIES (TOTAL) | * | | | | \$802,755 |
| • Crawfish (Wild) | 107 | | | 334,433 lbs. | \$462,889 |
| • Freshwater Finfish | 87 | | | 924,555 lbs. | \$339,866 |
| MARINE FISHERIES (TOTAL) | * | | | | \$4,202,708 |
| • Shrimp | 116 | | | 1,410 lbs. | \$1,990 |
| • Crabs | 97 | | | 2,634,835 lbs. | \$4,200,718 |
| FUR ANIMALS (TOTAL) | * | | | 51 pelts | \$345 |
| ALLIGATORS (WILD) (TOTAL) | * | | | 279 number of animals | \$59,064 |
| HUNTING LEASES (TOTAL) | * | | | | \$6,682 |
| • Waterfowl | * | 50 | No. Acres Leased | acre | \$1,406 |
| • All Other Game | 3 | 302 | No. Acres Leased | acre | \$5,276 |
| HONEY (TOTAL) | 9 | 2,897 | No. Hives | 208,978 lbs. | \$384,520 |

| Iberia Parish | | | Animal Enterprises Production | | | |
|----------------------------|---------------------|---------------------|-------------------------------|------------------|---------|------------------|
| Animal | Number of Producers | Units of Production | Units of Measure | Total Production | Measure | Gross Farm Value |
| ANIMAL ENTERPRISES (TOTAL) | * | | | | | \$13,179,212 |
| CATTLE & CALVES (TOTAL) | 148 | 5,578 | No. Cows | | | \$3,078,427 |
| • Steer Calves | * | | | | | \$1,115,954 |
| ◦ 300-400 lbs. | * | | | 776 | head | \$421,197 |
| ◦ 400-500 lbs. | * | | | 578 | head | \$383,023 |
| ◦ 500-600 lbs. | * | | | 289 | head | \$218,111 |
| ◦ 600-700 lbs. | * | | | 111 | head | \$93,622 |
| • Heifer Calves | * | | | | | \$976,591 |
| ◦ 300-400 lbs. | * | | | 707 | head | \$320,967 |
| ◦ 400-500 lbs. | * | | | 669 | head | \$374,807 |
| ◦ 500-600 lbs. | * | | | 306 | head | \$201,203 |
| ◦ 600-700 lbs. | * | | | 108 | head | \$79,614 |
| • Yearling Cattle | * | | | | | \$472,911 |
| ◦ 600-700 lbs. | * | | | 307 | head | \$242,613 |
| ◦ 700-800 lbs. | * | | | 269 | head | \$230,298 |
| • Cow-Calf Pairs | * | | | 134 | pair | \$139,306 |
| • Cull Cows | * | | | 511 | head | \$234,679 |

| | | | | | |
|-----------------------|-----------|-----------|--------------------------|----------------|--------------------|
| • Cull Bulls | * | | | 112 head | \$138,986 |
| HORSES (TOTAL) | * | | | | \$9,484,500 |
| • Brood Mares | * | | | | \$921,000 |
| ° Race Horses | 15 | 126 | No. Brood Mares | 123 head | \$738,000 |
| ° Show Horses | 26 | 24 | No. Brood Mares | 21 head | \$84,000 |
| ° Recreation Horses | 239 | 103 | No. Brood Mares | 90 head | \$99,000 |
| • Stud Fees | * | | | | \$479,000 |
| ° Race Horses | * | 13 | No. Stallions | 179 mares bred | \$447,500 |
| ° Show Horses | * | 6 | No. Stallions | 21 mares bred | \$31,500 |
| • Race Horses | 36 | | | 322 head | \$3,220,000 |
| • Show Horses | 103 | | | 474 head | \$3,555,000 |
| • Recreation Horses | 509 | | | 873 head | \$1,309,500 |
| SHEEP (TOTAL) | 8 | 78 | No. Breeding Ewes | | \$449,574 |
| • Wool | * | 69 | No. Sheared | 203 lbs. | \$162 |
| • Slaughter Lambs | * | | | 998 cwt. | \$311,788 |
| • Feeder Lambs | * | | | 596 cwt. | \$118,558 |
| • Show Lambs | * | | | 19 head | \$7,600 |
| • Stocker Sheep | * | | | 24 head | \$5,821 |
| • Cull Sheep | * | | | 31 head | \$5,645 |
| GOATS (TOTAL) | 12 | 65 | No. Does | | \$33,378 |
| • Show Goats | * | | | 26 head | \$10,400 |
| • Slaughter Goats | * | | | 54 head | \$10,918 |
| • Stocker Goats | * | | | 21 head | \$5,498 |
| • Cull Goats | * | | | 32 head | \$6,562 |
| SWINE (TOTAL) | 10 | 58 | No. Sows | | \$133,332 |
| • Show Pigs | * | | | 108 head | \$43,200 |
| • Feeder Pigs | * | | | 401 head | \$15,248 |
| • Slaughter Hogs | * | | | 319 head | \$57,378 |
| • Culls | * | | | 106 head | \$17,507 |

Iberia Parish - All Enterprises (TOTAL)

\$122,441,824

| Iberville Parish | | | | | Plant Enterprises Production | | |
|---|---------------------|---------------|-----------------|----------------|------------------------------|------------|------------------|
| Crop | Number of Producers | Planted Acres | Harvested Acres | Yield Per Acre | Total Production | Measure | Gross Farm Value |
| PLANT ENTERPRISES (TOTAL) | * | | | | | | \$70,092,769 |
| FORESTRY (TOTAL) | * | | | | | | \$8,196 |
| • Saw Timber | * | | | | | | |
| • Hardwood | * | | | | 14,229 | board feet | |
| • Total Pulpwood, Chip & Saw, Saw Timber FOB Mill | * | | | | | | \$8,196 |
| • Total Forestry Stumpage | * | | | | | | \$4,041 |
| FEED GRAINS (TOTAL) | * | 318.0 | 318.0 | | | | \$189,846 |
| • Grain Sorghum | * | 318.0 | 318.0 | 100.00 | 31,800 | bu. | \$189,846 |
| HAY FOR SALE (TOTAL) | * | | 4,500.0 | | | | \$693,360 |
| • Grass | 35 | | 4,500.0 | 1.50 | 6,750 | tons | \$693,360 |
| HOME GARDENS (TOTAL) | * | | | | | | \$2,176,000 |
| NURSERY CROPS (TOTAL) | * | | 4.0 | | | | \$7,670,061 |
| • Floraculture & Bedding Plants | * | | 2.0 | | | acre | \$6,454,512 |
| • Woody Ornamentals | * | | 2.0 | | | acre | \$1,215,550 |
| PECANS (TOTAL) | * | | 1,465.0 | | | | \$293,238 |
| • Improved | 18 | | 265.0 | 420.00 | 111,300 | lbs. | \$140,238 |
| • Native | 250 | | 1,200.0 | 255.00 | 306,000 | lbs. | \$153,000 |
| RICE (TOTAL) | * | 119.0 | 119.0 | 60.00 | 7,140 | cwt. | \$97,889 |
| SOYBEANS (TOTAL) | 20 | 10,832.0 | 10,832.0 | 48.00 | 519,936 | bu. | \$6,161,242 |
| SUGARCANE (TOTAL) | * | 38,906.0 | 36,182.6 | | | | \$52,798,061 |
| • Raw Sugar | 30 | 38,906.0 | 36,182.6 | 7.739.27 | 280,026,911 | lbs. | \$50,404,844 |
| • Molasses | * | 38,906.0 | 36,182.6 | 166.86 | 6,037,380 | gal. | \$2,393,218 |
| VEGETABLES (TOTAL) | * | 1.0 | 1.0 | | | | \$4,875 |
| • Sweet Corn (Fresh) | * | 1.0 | 1.0 | 650.00 | 650 | doz. ears | \$4,875 |

| Iberville Parish | | | | | Fisheries & Wildlife Enterprises Production | | |
|--|---------------------|---------------------|------------------|--|---|---------|------------------|
| Fisheries | Number of Producers | Units of Production | Units of Measure | | Total Production | Measure | Gross Farm Value |
| FISHERIES & WILDLIFE ENTERPRISES (TOTAL) | * | | | | | | \$1,668,112 |
| AQUACULTURE (TOTAL) | * | | | | | | \$216,630 |
| • Crawfish (Farm) | * | 300 | Acres in Prod. | | 130,500 | lbs. | \$216,630 |
| FRESHWATER FISHERIES (TOTAL) | * | | | | | | \$662,891 |
| • Crawfish (Wild) | 254 | | | | 419,498 | lbs. | \$580,627 |

| | | | | | |
|---------------------------|-----|--------|------------------|-----------------------|-----------|
| • Freshwater Finfish | 131 | | | 223,787 lbs. | \$82,264 |
| FUR ANIMALS (TOTAL) | * | | | 59 pelts | \$400 |
| ALLIGATORS (WILD) (TOTAL) | * | | | 280 number of animals | \$59,276 |
| HUNTING LEASES (TOTAL) | * | | | | \$728,400 |
| • Waterfowl | 10 | 1,000 | No. Acres Leased | acre | \$28,400 |
| • All Other Game | 75 | 40,000 | No. Acres Leased | acre | \$700,000 |
| HONEY (TOTAL) | 3 | 78 | No. Hives | 280 lbs. | \$515 |

| Iberville Parish | | | | Animal Enterprises Production | | |
|----------------------------|---------------------|---------------------|------------------|-------------------------------|------------|------------------|
| Animal | Number of Producers | Units of Production | Units of Measure | Total Production | Measure | Gross Farm Value |
| ANIMAL ENTERPRISES (TOTAL) | * | | | | | \$6,260,959 |
| CATTLE & CALVES (TOTAL) | 66 | 6,600 | No. Cows | | | \$4,697,745 |
| • Steer Calves | * | | | | | \$1,466,440 |
| ◦ 300-400 lbs. | * | | | 336 | head | \$182,374 |
| ◦ 400-500 lbs. | * | | | 706 | head | \$467,845 |
| ◦ 500-600 lbs. | * | | | 706 | head | \$532,825 |
| ◦ 600-700 lbs. | * | | | 336 | head | \$283,396 |
| • Heifer Calves | * | | | | | \$1,133,920 |
| ◦ 300-400 lbs. | * | | | 336 | head | \$152,539 |
| ◦ 400-500 lbs. | * | | | 706 | head | \$395,537 |
| ◦ 500-600 lbs. | * | | | 706 | head | \$464,213 |
| ◦ 600-700 lbs. | * | | | 165 | head | \$121,632 |
| • Yearling Cattle | * | | | | | \$1,882,949 |
| ◦ 600-700 lbs. | * | | | 1,373 | head | \$1,085,041 |
| ◦ 700-800 lbs. | * | | | 932 | head | \$797,909 |
| • Cow-Calf Pairs | * | | | 100 | pair | \$103,960 |
| • Cull Cows | * | | | 173 | head | \$79,451 |
| • Cull Bulls | * | | | 25 | head | \$31,024 |
| HORSES (TOTAL) | * | | | | | \$1,552,000 |
| • Brood Mares | * | | | | | \$162,500 |
| ◦ Show Horses | 10 | 30 | No. Brood Mares | 20 | head | \$80,000 |
| ◦ Recreation Horses | 39 | 90 | No. Brood Mares | 75 | head | \$82,500 |
| • Stud Fees | * | | | | | \$69,500 |
| ◦ Show Horses | * | 12 | No. Stallions | 18 | mares bred | \$27,000 |

| | | | | | | |
|---------------------|----|-----|-------------------|-------|----------------|-----------|
| ° Recreation Horses | * | 20 | No. Stallions | 85 | mares bred | \$42,500 |
| • Show Horses | 22 | | | 120 | head | \$900,000 |
| • Recreation Horses | 57 | | | 280 | head | \$420,000 |
| POULTRY (TOTAL) | * | | | | | \$990 |
| • Edible Eggs | 18 | 237 | No. Hens | 1,000 | doz. eggs sold | \$900 |
| • Cull Hens | * | | | 60 | lbs. | \$3 |
| • Pullets | * | | | 5 | each | \$87 |
| SHEEP (TOTAL) | * | 4 | No. Breeding Ewes | | | \$400 |
| • Show Lambs | * | | | 1 | head | \$400 |
| GOATS (TOTAL) | 5 | 20 | No. Does | | | \$9,824 |
| • Show Goats | * | | | 19 | head | \$7,600 |
| • Slaughter Goats | * | | | 11 | head | \$2,224 |

Iberville Parish - All Enterprises (TOTAL)

\$78,021,840

| Jackson Parish | | | | | Plant Enterprises Production | | |
|---|---------------------|---------------|-----------------|----------------|------------------------------|------------|------------------|
| Crop | Number of Producers | Planted Acres | Harvested Acres | Yield Per Acre | Total Production | Measure | Gross Farm Value |
| PLANT ENTERPRISES (TOTAL) | * | | | | | | \$40,568,033 |
| FORESTRY (TOTAL) | * | | | | | | \$36,838,182 |
| • Pulpwood | * | | | | | | |
| ° Pine | * | | | | 191,719 | cords | |
| ° Hardwood | * | | | | 15,177 | cords | |
| • Chip & Saw | * | | | | 20,928 | cords | |
| • Saw Timber | * | | | | | | |
| ° Pine | * | | | | 53,136,719 | board feet | |
| ° Hardwood | * | | | | 2,319,252 | board feet | |
| • Total Pulpwood, Chip & Saw, Saw Timber FOB Mill | * | | | | | | \$36,838,182 |
| • Total Forestry Stumpage | * | | | | | | \$16,190,227 |
| FRUITS (TOTAL) | * | | 2.0 | | | | \$6,765 |
| • Peaches | * | | 2.0 | 75.00 | 150 | bu. | \$6,765 |
| HAY FOR SALE (TOTAL) | * | | 7,800.0 | | | | \$2,003,040 |
| • Grass | 47 | | 7,800.0 | 2.50 | 19,500 | tons | \$2,003,040 |
| HOME GARDENS (TOTAL) | * | | | | | | \$1,092,896 |

| | | | | | | |
|------------------------|---|------|------|----------|----------------------|-----------|
| SOD PRODUCTION (TOTAL) | * | | 70.0 | | acre | \$497,280 |
| VEGETABLES (TOTAL) | * | 11.0 | 10.0 | | | \$129,870 |
| • Cucumber | * | 1.0 | 1.0 | | | \$4,875 |
| ◦ Cucumber (Fresh) | 3 | 1.0 | 1.0 | 250.00 | 250 bu. (50 lbs.) | \$4,875 |
| • Sweet Corn (Fresh) | 5 | 5.0 | 5.0 | 450.00 | 2,250 doz. ears | \$16,875 |
| • Tomatoes (Field) | 3 | 3.0 | 2.0 | 1,200.00 | 2,400 lugs (20 lbs.) | \$91,200 |
| • Watermelon | * | 2.0 | 2.0 | 180.00 | 360 cwt. | \$16,920 |

| Jackson Parish | | Fisheries & Wildlife Enterprises Production | | | | |
|--|---------------------|---|------------------|------------------|-------------------|------------------|
| Fisheries | Number of Producers | Units of Production | Units of Measure | Total Production | Measure | Gross Farm Value |
| FISHERIES & WILDLIFE ENTERPRISES (TOTAL) | * | | | | | \$2,802,617 |
| FUR ANIMALS (TOTAL) | * | | | 21 | pelts | \$142 |
| ALLIGATORS (WILD) (TOTAL) | * | | | 3 | number of animals | \$635 |
| HUNTING LEASES (TOTAL) | * | | | | | \$2,800,000 |
| • All Other Game | 123 | 160,000 | No. Acres Leased | | acre | \$2,800,000 |
| HONEY (TOTAL) | 5 | 24 | No. Hives | 1,000 | lbs. | \$1,840 |

| Jackson Parish | | Animal Enterprises Production | | | | |
|----------------------------|---------------------|-------------------------------|------------------|------------------|---------|------------------|
| Animal | Number of Producers | Units of Production | Units of Measure | Total Production | Measure | Gross Farm Value |
| ANIMAL ENTERPRISES (TOTAL) | * | | | | | \$70,260,435 |
| CATTLE & CALVES (TOTAL) | 60 | 1,900 | No. Cows | | | \$1,807,367 |
| • Steer Calves | * | | | | | \$830,729 |
| ◦ 300-400 lbs. | * | | | 90 | head | \$48,850 |
| ◦ 400-500 lbs. | * | | | 310 | head | \$205,428 |
| ◦ 500-600 lbs. | * | | | 490 | head | \$369,808 |
| ◦ 600-700 lbs. | * | | | 245 | head | \$206,643 |
| • Heifer Calves | * | | | | | \$448,532 |
| ◦ 300-400 lbs. | * | | | 120 | head | \$54,478 |
| ◦ 400-500 lbs. | * | | | 190 | head | \$106,448 |
| ◦ 500-600 lbs. | * | | | 230 | head | \$151,231 |
| ◦ 600-700 lbs. | * | | | 185 | head | \$136,376 |
| • Yearling Cattle | * | | | | | \$330,596 |
| ◦ 600-700 lbs. | * | | | 180 | head | \$142,249 |

| | | | | |
|------------------------|----------|--------------------|-----------------------------------|---------------------|
| ° 700-800 lbs. | * | | 220 head | \$188,348 |
| • Cow-Calf Pairs | * | | 110 pair | \$114,356 |
| • Cull Cows | * | | 100 head | \$45,926 |
| • Cull Bulls | * | | 30 head | \$37,229 |
| HORSES (TOTAL) | * | | | \$1,270,700 |
| • Brood Mares | * | | | \$33,200 |
| ° Show Horses | 4 | 10 No. Brood Mares | 5 head | \$20,000 |
| ° Recreation Horses | 10 | 15 No. Brood Mares | 12 head | \$13,200 |
| • Stud Fees | * | | | \$15,000 |
| ° Show Horses | * | 2 No. Stallions | 10 mares bred | \$15,000 |
| • Show Horses | 4 | | 5 head | \$37,500 |
| • Recreation Horses | 79 | | 790 head | \$1,185,000 |
| POULTRY (TOTAL) | * | | | \$67,142,253 |
| • Broilers | 16 | | 61,344,523 lbs. | \$62,571,413 |
| • Cull Hens | * | | 1,073,216 lbs. | \$53,661 |
| • Breeder Flocks | 4 | 128,824 No. Birds | 1,568,465 doz. hatching eggs sold | \$4,517,179 |
| GOATS (TOTAL) | 4 | 35 No. Does | | \$40,115 |
| • Show Goats | * | | 30 head | \$12,000 |
| • Slaughter Goats | * | | 85 head | \$17,185 |
| • Stocker Goats | * | | 30 head | \$7,854 |
| • Cull Goats | * | | 15 head | \$3,076 |

Jackson Parish - All Enterprises (TOTAL)

\$113,631,085

| Jefferson Parish | | | | | Plant Enterprises Production | | |
|---|---------------------|---------------|-----------------|----------------|------------------------------|------------|------------------|
| Crop | Number of Producers | Planted Acres | Harvested Acres | Yield Per Acre | Total Production | Measure | Gross Farm Value |
| PLANT ENTERPRISES (TOTAL) | * | | | | | | \$33,460,490 |
| FORESTRY (TOTAL) | * | | | | | | \$4,620 |
| • Saw Timber | * | | | | | | |
| ◦ Pine | * | | | | 3,535 | board feet | |
| ◦ Hardwood | * | | | | 5,721 | board feet | |
| • Total Pulpwood, Chip & Saw, Saw Timber FOB Mill | * | | | | | | \$4,620 |
| • Total Forestry Stumpage | * | | | | | | \$2,489 |
| HOME GARDENS (TOTAL) | * | | | | | | \$31,777,216 |
| NURSERY CROPS (TOTAL) | * | | 3.5 | | | | \$1,678,654 |
| • Fruit and Nut Trees | * | | 1.0 | | | acre | \$94,543 |
| • Floraculture & Bedding Plants | * | | 1.0 | | | acre | \$1,427,989 |
| • Woody Ornamentals | * | | 1.0 | | | acre | \$121,555 |
| • Foliage Plants | * | | 0.5 | | | acre | \$34,567 |

| Jefferson Parish | | | | | Fisheries & Wildlife Enterprises Production | | |
|--|---------------------|---------------------|------------------|--|---|-------------------|------------------|
| Fisheries | Number of Producers | Units of Production | Units of Measure | | Total Production | Measure | Gross Farm Value |
| FISHERIES & WILDLIFE ENTERPRISES (TOTAL) | * | | | | | | \$16,181,109 |
| AQUACULTURE (TOTAL) | * | | | | | | \$432,978 |
| • Fish bait | * | | | | 11,000 | lbs. | \$121,000 |
| • Oysters | 55 | | | | 6,413 | sacks | \$311,978 |
| FRESHWATER FISHERIES (TOTAL) | * | | | | | | \$137,156 |
| • Freshwater Finfish | 25 | | | | 373,111 | lbs. | \$137,156 |
| MARINE FISHERIES (TOTAL) | * | | | | | | \$15,580,035 |
| • Shrimp | 627 | | | | 8,369,752 | lbs. | \$11,812,232 |
| • Crabs | 258 | | | | 2,313,558 | lbs. | \$3,688,505 |
| • Commercial Finfish | 174 | | | | 616,631 | lbs. | \$79,299 |
| FUR ANIMALS (TOTAL) | * | | | | 24 | pelts | \$163 |
| ALLIGATORS (WILD) (TOTAL) | * | | | | 128 | number of animals | \$27,098 |
| HONEY (TOTAL) | 14 | 200 | No. Hives | | 2,000 | lbs. | \$3,680 |

| Jefferson Parish | | | | Animal Enterprises Production | | |
|--|---------------------|---------------------|------------------|-------------------------------|---------|------------------|
| Animal | Number of Producers | Units of Production | Units of Measure | Total Production | Measure | Gross Farm Value |
| ANIMAL ENTERPRISES (TOTAL) | * | | | | | \$365,085 |
| CATTLE & CALVES (TOTAL) | * | 210 | No. Cows | | | \$206,378 |
| • Cow-Calf Pairs | * | | | 180 | pair | \$187,128 |
| • Cull Cows | * | | | 23 | head | \$10,563 |
| • Cull Bulls | * | | | 7 | head | \$8,687 |
| HORSES (TOTAL) | * | | | | | \$139,500 |
| • Brood Mares | * | | | | | \$16,500 |
| ° Recreation Horses | 3 | 22 | No. Brood Mares | 15 | head | \$16,500 |
| • Show Horses | 11 | | | 11 | head | \$82,500 |
| • Recreation Horses | 27 | | | 27 | head | \$40,500 |
| GOATS (TOTAL) | 5 | 80 | No. Does | | | \$19,207 |
| • Slaughter Goats | * | | | 95 | head | \$19,207 |
| Jefferson Parish - All Enterprises (TOTAL) | | | | | | \$50,006,684 |

| Jefferson Davis Parish | | | | | Plant Enterprises Production | |
|---|---------------------|---------------|-----------------|----------------|------------------------------|------------------|
| Crop | Number of Producers | Planted Acres | Harvested Acres | Yield Per Acre | Total Production | Gross Farm Value |
| PLANT ENTERPRISES (TOTAL) | * | | | | | \$91,057,712 |
| FORESTRY (TOTAL) | * | | | | | \$772,023 |
| • Pulpwood | * | | | | | |
| ° Pine | * | | | | 6,518 | ords |
| ° Hardwood | * | | | | 151 | ords |
| • Chip & Saw | * | | | | 57 | ords |
| • Saw Timber | * | | | | | |
| ° Pine | * | | | | 734,832 | board feet |
| ° Hardwood | * | | | | 20,896 | board feet |
| • Total Pulpwood, Chip & Saw, Saw Timber FOB Mill | * | | | | | \$772,023 |
| • Total Forestry Stumpage | * | | | | | \$285,060 |
| FRUITS (TOTAL) | * | | 6.0 | | | \$43,050 |
| • Citrus | * | | 6.0 | | | \$43,050 |
| ° Satsumas | 3 | | 6.0 | 175.00 | 1,050 | bu. |

| | | | | | | |
|------------------------|-----|----------|----------|----------|----------------|--------------|
| FEED GRAINS (TOTAL) | * | 154.0 | 154.0 | | | \$117,048 |
| • Corn | * | 154.0 | 154.0 | 135.00 | 20,790 bu. | \$117,048 |
| HAY FOR SALE (TOTAL) | * | | 15,750.0 | | | \$4,853,520 |
| • Grass | 245 | | 15,750.0 | 3.00 | 47,250 tons | \$4,853,520 |
| HOME GARDENS (TOTAL) | * | | | | | \$2,373,472 |
| RICE (TOTAL) | 127 | 81,593.0 | 80,240.0 | 69.00 | 5,536,560 cwt. | \$75,906,238 |
| SOD PRODUCTION (TOTAL) | * | | 760.0 | | acre | \$5,399,040 |
| SOYBEANS (TOTAL) | 21 | 6,941.0 | 2,856.0 | 27.00 | 77,112 bu. | \$913,777 |
| SUGARCANE (TOTAL) | * | 580.0 | 539.4 | | | \$679,545 |
| • Raw Sugar | * | 580.0 | 539.4 | 6,681.73 | 3,604,125 lbs. | \$648,743 |
| • Molasses | * | 580.0 | 539.4 | 144.06 | 77,705 gal. | \$30,802 |

| Jefferson Davis Parish | | Fisheries & Wildlife Enterprises Production | | | | |
|--|---------------------|---|------------------|------------------|-------------------|------------------|
| Fisheries | Number of Producers | Units of Production | Units of Measure | Total Production | Measure | Gross Farm Value |
| FISHERIES & WILDLIFE ENTERPRISES (TOTAL) | * | | | | | \$71,983,931 |
| AQUACULTURE (TOTAL) | * | | | | | \$66,732,050 |
| • Crawfish (Farm) | 192 | 68,718 | Acres in Prod. | 40,200,030 | lbs. | \$66,732,050 |
| FUR ANIMALS (TOTAL) | * | | | 164 | pelts | \$1,111 |
| ALLIGATORS (WILD) (TOTAL) | * | | | 47 | number of animals | \$9,950 |
| HUNTING LEASES (TOTAL) | * | | | | | \$4,359,000 |
| • Waterfowl | 120 | 135,000 | No. Acres Leased | | acre | \$3,834,000 |
| • All Other Game | 28 | 30,000 | No. Acres Leased | | acre | \$525,000 |
| HONEY (TOTAL) | 10 | 6,750 | No. Hives | 479,250 | lbs. | \$881,820 |

| Jefferson Davis Parish | | Animal Enterprises Production | | | | |
|----------------------------|---------------------|-------------------------------|------------------|------------------|---------|------------------|
| Animal | Number of Producers | Units of Production | Units of Measure | Total Production | Measure | Gross Farm Value |
| ANIMAL ENTERPRISES (TOTAL) | * | | | | | \$12,787,624 |
| CATTLE & CALVES (TOTAL) | 358 | 15,020 | No. Cows | | | \$10,669,814 |
| • Steer Calves | * | | | | | \$5,167,625 |
| ° 300-400 lbs. | * | | | 4,450 | head | \$2,415,371 |
| ° 400-500 lbs. | * | | | 1,830 | head | \$1,212,686 |
| ° 500-600 lbs. | * | | | 1,280 | head | \$966,029 |

| | | | | |
|-----------------------|-----|----------------------|---------------|--------------------|
| ° 600-700 lbs. | * | | 680 head | \$573,539 |
| • Heifer Calves | * | | | \$3,342,638 |
| ° 300-400 lbs. | * | | 3,310 head | \$1,502,690 |
| ° 400-500 lbs. | * | | 1,405 head | \$787,151 |
| ° 500-600 lbs. | * | | 850 head | \$558,896 |
| ° 600-700 lbs. | * | | 670 head | \$493,901 |
| • Yearling Cattle | * | | | \$332,243 |
| ° 600-700 lbs. | * | | 220 head | \$173,859 |
| ° 700-800 lbs. | * | | 185 head | \$158,383 |
| • Cow-Calf Pairs | * | | 1,150 pair | \$1,195,540 |
| • Cull Cows | * | | 1,200 head | \$551,106 |
| • Cull Bulls | * | | 65 head | \$80,662 |
| HORSES (TOTAL) | * | | | \$1,908,000 |
| • Brood Mares | * | | | \$765,500 |
| ° Race Horses | 8 | 90 No. Brood Mares | 90 head | \$540,000 |
| ° Recreation Horses | 105 | 205 No. Brood Mares | 205 head | \$225,500 |
| • Stud Fees | * | | | \$117,500 |
| ° Race Horses | * | 8 No. Stallions | 35 mares bred | \$87,500 |
| ° Show Horses | * | 6 No. Stallions | 20 mares bred | \$30,000 |
| • Race Horses | 13 | | 26 head | \$260,000 |
| • Show Horses | 14 | | 36 head | \$270,000 |
| • Recreation Horses | 210 | | 330 head | \$495,000 |
| SHEEP (TOTAL) | 5 | 45 No. Breeding Ewes | | \$33,810 |
| • Slaughter Lambs | * | | 25 cwt. | \$7,810 |
| • Show Lambs | * | | 65 head | \$26,000 |
| GOATS (TOTAL) | 8 | 70 No. Does | | \$12,000 |
| • Show Goats | * | | 30 head | \$12,000 |
| SWINE (TOTAL) | 10 | 90 No. Sows | | \$164,000 |
| • Show Pigs | * | | 410 head | \$164,000 |

Jefferson Davis Parish - All Enterprises (TOTAL)

\$175,829,267

| Lafayette Parish | | | | | Plant Enterprises Production | | |
|---|---------------------|---------------|-----------------|----------------|------------------------------|------------|------------------|
| Crop | Number of Producers | Planted Acres | Harvested Acres | Yield Per Acre | Total Production | Measure | Gross Farm Value |
| PLANT ENTERPRISES (TOTAL) | * | | | | | | \$40,551,736 |
| FORESTRY (TOTAL) | * | | | | | | \$158,160 |
| • Pulpwood | * | | | | | | |
| ° Pine | * | | | | 1,284 | cords | |
| ° Hardwood | * | | | | 333 | cords | |
| • Saw Timber | * | | | | | | |
| ° Pine | * | | | | 18,168 | board feet | |
| • Total Pulpwood, Chip & Saw, Saw Timber FOB Mill | * | | | | | | \$141,360 |
| • Total Forestry Stumpage | * | | | | | | \$43,543 |
| • Christmas Trees | * | | | | 200 | trees | \$16,800 |
| FRUITS (TOTAL) | * | | 6.5 | | | | \$37,746 |
| • Blueberries | * | | 2.0 | 1,380.00 | 2,760 | lbs. | \$13,110 |
| • Citrus | * | | 3.5 | | | | \$9,456 |
| ° Satsumas | * | | 3.0 | 70.00 | 210 | bu. | \$8,610 |
| ° Other Citrus | * | | 0.5 | 38.00 | 19 | bu. | \$846 |
| • Muscadines | * | | 1.0 | | | | \$15,180 |
| ° Muscadines (Fresh) | * | | 1.0 | 1,380.00 | 1,380 | gals | \$15,180 |
| FEED GRAINS (TOTAL) | * | 589.9 | 589.9 | | | | \$363,004 |
| • Corn | * | 253.3 | 253.3 | 170.00 | 43,061 | bu. | \$242,433 |
| • Grain Sorghum | * | 336.6 | 336.6 | 60.00 | 20,196 | bu. | \$120,570 |
| HAY FOR SALE (TOTAL) | * | | 4,250.0 | | | | \$1,986,348 |
| • Grass | 54 | | 4,250.0 | 4.55 | 19,338 | tons | \$1,986,348 |
| HOME GARDENS (TOTAL) | * | | | | | | \$17,935,680 |
| NURSERY CROPS (TOTAL) | * | | 8,769.5 | | | | \$5,888,381 |
| • Floraculture & Bedding Plants | 4 | | 18.0 | | | acre | \$4,855,164 |
| • Woody Ornamentals | * | | 1.5 | | | acre | \$911,662 |
| • Foliage Plants | * | | 8,750.0 | | | acre | \$121,555 |
| PECANS (TOTAL) | * | | 165.0 | | | | \$29,288 |
| • Native | 20 | | 165.0 | 355.00 | 58,575 | lbs. | \$29,288 |
| RICE (TOTAL) | 7 | 1,059.9 | 1,059.9 | 69.00 | 73,134 | cwt. | \$1,002,664 |
| SOYBEANS (TOTAL) | 8 | 1,446.0 | 1,446.0 | 39.00 | 56,394 | bu. | \$668,269 |
| SUGARCANE (TOTAL) | * | 8,831.4 | 8,213.2 | | | | \$12,263,940 |
| • Raw Sugar | 13 | 8,831.4 | 8,213.2 | 7,919.53 | 65,044,684 | lbs. | \$11,708,043 |
| • Molasses | * | 8,831.4 | 8,213.2 | 170.75 | 1,402,363 | gal. | \$555,897 |

| | | | | | | |
|-------------------------|----|-------|-------|----------|----------------------|-----------|
| VEGETABLES (TOTAL) | * | 30.9 | 31.0 | | | \$164,302 |
| • Beets | * | 0.1 | 0.1 | 100.00 | 10 doz. bunches | \$130 |
| • Broccoli (Fresh) | * | 0.4 | 0.4 | 20.00 | 8 cartons (20 lbs.) | \$240 |
| • Cabbage | * | 1.3 | 1.3 | | | \$1,950 |
| ° Cabbage (Fresh) | * | 1.3 | 1.3 | 100.00 | 130 sacks (50 lbs.) | \$1,950 |
| • Carrots | * | 0.4 | 0.4 | 20.00 | 8 doz. bunches | \$160 |
| • Cauliflower | * | 0.4 | 0.4 | 20.00 | 8 cartons (20 lbs.) | \$232 |
| • Collards | * | 0.1 | 0.1 | | | \$170 |
| ° Collards (Processing) | * | 0.1 | 0.1 | 18.00 | 2 tons | \$170 |
| • Cucumber | * | 1.3 | 1.4 | | | \$6,825 |
| ° Cucumber (Fresh) | * | 1.3 | 1.4 | 250.00 | 350 bu. (50 lbs.) | \$6,825 |
| • Eggplant | * | 0.3 | 0.3 | 500.00 | 150 bu. (33 lbs.) | \$2,400 |
| • Mustard (Fresh) | * | 0.5 | 0.5 | 420.00 | 210 doz. bunches | \$3,780 |
| • Okra (Fresh) | 5 | 5.0 | 5.0 | 168.00 | 840 bu. | \$41,160 |
| • Peppers | * | 0.7 | 0.7 | | | \$8,493 |
| ° Bell | * | 0.3 | 0.3 | 650.00 | 215 bu. (28 lbs.) | \$5,309 |
| ° Jalapeno | * | 0.3 | 0.3 | | | \$3,184 |
| - Jalapeno (Fresh) | * | 0.3 | 0.3 | 268.00 | 88 bu. (25 lbs.) | \$3,184 |
| • Squash (Fresh) | * | 1.0 | 1.0 | | | \$7,200 |
| ° Yellow Squash | * | 1.0 | 1.0 | 160.00 | 160 bu. (45 lbs.) | \$7,200 |
| • Sweet Corn (Fresh) | 11 | 18.0 | 18.0 | 240.00 | 4,320 doz. ears | \$32,400 |
| • Tomatoes (Field) | * | 1.3 | 1.3 | 1,180.00 | 1,534 lugs (20 lbs.) | \$58,292 |
| • Turnips (Fresh) | * | 0.1 | 0.1 | 435.00 | 44 doz. bunches | \$870 |
| WHEAT (TOTAL) | * | 226.4 | 226.4 | 36.00 | 8,150 bu. | \$53,956 |

| Lafayette Parish | | Fisheries & Wildlife Enterprises Production | | | | |
|--|---------------------|---|------------------|------------------|---------|------------------|
| Fisheries | Number of Producers | Units of Production | Units of Measure | Total Production | Measure | Gross Farm Value |
| FISHERIES & WILDLIFE ENTERPRISES (TOTAL) | * | | | | | \$3,449,602 |
| AQUACULTURE (TOTAL) | * | | | | | \$3,087,600 |
| • Crawfish (Farm) | 30 | 3,100 | Acres in Prod. | 1,860,000 | lbs. | \$3,087,600 |
| MARINE FISHERIES (TOTAL) | * | | | | | \$57,675 |
| • Shrimp | 77 | | | 20,751 | lbs. | \$29,285 |
| • Crabs | 6 | | | 17,807 | lbs. | \$28,390 |
| FUR ANIMALS (TOTAL) | * | | | 34 | pelts | \$230 |

| | | | | |
|---------------|----|-----------------|--------------|-----------|
| HONEY (TOTAL) | 28 | 2,361 No. Hives | 165,270 lbs. | \$304,097 |
|---------------|----|-----------------|--------------|-----------|

Lafayette Parish Animal Enterprises Production

| Animal | Number of Producers | Units of Production | Units of Measure | Total Production | Measure | Gross Farm Value |
|----------------------------|---------------------|---------------------|------------------|------------------|------------|------------------|
| ANIMAL ENTERPRISES (TOTAL) | * | | | | | \$18,739,111 |
| CATTLE & CALVES (TOTAL) | 184 | 6,750 | No. Cows | | | \$4,992,343 |
| • Steer Calves | * | | | | | \$1,993,034 |
| ◦ 300-400 lbs. | * | | | 1,081 | head | \$586,745 |
| ◦ 400-500 lbs. | * | | | 1,541 | head | \$1,021,174 |
| ◦ 500-600 lbs. | * | | | 327 | head | \$246,790 |
| ◦ 600-700 lbs. | * | | | 164 | head | \$138,324 |
| • Heifer Calves | * | | | | | \$1,227,051 |
| ◦ 300-400 lbs. | * | | | 719 | head | \$326,415 |
| ◦ 400-500 lbs. | * | | | 947 | head | \$530,557 |
| ◦ 500-600 lbs. | * | | | 407 | head | \$267,613 |
| ◦ 600-700 lbs. | * | | | 139 | head | \$102,466 |
| • Yearling Cattle | * | | | | | \$207,841 |
| ◦ 600-700 lbs. | * | | | 263 | head | \$207,841 |
| • Cow-Calf Pairs | * | | | 1,321 | pair | \$1,373,312 |
| • Cull Bulls | * | | | 154 | head | \$191,106 |
| DAIRY (TOTAL) | * | | | | | \$23,577 |
| • Dairy Goats | 12 | 112 | Total Adult Does | 40,650 | Pounds | \$23,577 |
| HORSES (TOTAL) | * | | | | | \$13,604,300 |
| • Brood Mares | * | | | | | \$849,800 |
| ◦ Race Horses | 59 | 134 | No. Brood Mares | 105 | head | \$630,000 |
| ◦ Show Horses | 13 | 38 | No. Brood Mares | 28 | head | \$112,000 |
| ◦ Recreation Horses | 78 | 128 | No. Brood Mares | 98 | head | \$107,800 |
| • Stud Fees | * | | | | | \$952,000 |
| ◦ Race Horses | * | 21 | No. Stallions | 319 | mares bred | \$797,500 |
| ◦ Show Horses | * | 7 | No. Stallions | 70 | mares bred | \$105,000 |
| ◦ Recreation Horses | * | 24 | No. Stallions | 99 | mares bred | \$49,500 |
| • Race Horses | 136 | | | 281 | head | \$2,810,000 |
| • Show Horses | 303 | | | 802 | head | \$6,015,000 |
| • Recreation Horses | 1,075 | | | 1,985 | head | \$2,977,500 |
| POULTRY (TOTAL) | * | | | | | \$2,714 |

| | | | | |
|------------------------|-----------|-----------------------------|-----------------------------|-----------------|
| • Edible Eggs | 12 | 215 No. Hens | 1,720 doz. eggs sold | \$1,548 |
| • Breeder Flocks | 7 | 145 No. Birds | 405 doz. hatching eggs sold | \$1,166 |
| RABBITS (TOTAL) | * | | | \$21,550 |
| • Fryers | 15 | 1,105 No. Animals | 4,300 lbs. | \$10,750 |
| • Does | 22 | 22,300 No. Animals | 2,700 lbs. | \$10,800 |
| SHEEP (TOTAL) | 7 | 96 No. Breeding Ewes | | \$37,732 |
| • Wool | * | 90 No. Sheared | 408 lbs. | \$326 |
| • Slaughter Lambs | * | | 75 cwt. | \$23,431 |
| • Feeder Lambs | * | | 18 cwt. | \$3,581 |
| • Show Lambs | * | | 9 head | \$3,600 |
| • Stocker Sheep | * | | 19 head | \$4,608 |
| • Cull Sheep | * | | 12 head | \$2,185 |
| GOATS (TOTAL) | 30 | 145 No. Does | | \$56,895 |
| • Show Goats | * | | 56 head | \$22,400 |
| • Slaughter Goats | * | | 124 head | \$25,070 |
| • Stocker Goats | * | | 36 head | \$9,424 |

Lafayette Parish - All Enterprises (TOTAL)

\$62,740,449

| Lafourche Parish | | | | | Plant Enterprises Production | | |
|---|---------------------|---------------|-----------------|----------------|------------------------------|------------|---------------------|
| Crop | Number of Producers | Planted Acres | Harvested Acres | Yield Per Acre | Total Production | Measure | Gross Farm Value |
| PLANT ENTERPRISES (TOTAL) | * | | | | | | \$53,038,925 |
| FORESTRY (TOTAL) | * | | | | | | \$2,433 |
| • Saw Timber | * | | | | | | |
| ◦ Pine | * | | | | 7,679 | board feet | |
| • Total Pulpwood, Chip & Saw, Saw Timber FOB Mill | * | | | | | | \$2,433 |
| • Total Forestry Stumpage | * | | | | | | \$1,360 |
| FRUITS (TOTAL) | * | | 39.0 | | | | \$546,000 |
| • Blackberries | 3 | | 2.0 | 2,100.00 | 4,200 | pints | \$21,420 |
| • Blueberries | * | | 1.0 | 6,000.00 | 6,000 | lbs. | \$28,500 |
| • Citrus | * | | 33.0 | | | | \$456,480 |
| ◦ Navels | 19 | | 15.0 | 265.00 | 3,975 | bu. | \$190,800 |
| ◦ Satsumas | 18 | | 18.0 | 360.00 | 6,480 | bu. | \$265,680 |
| • Muscadines | * | | 3.0 | | | | \$39,600 |

| | | | | | | | |
|------------------------------------|----|----------|----------|----------------------|--|--------------------------|--------------|
| ° Muscadines (Fresh) | 3 | | 3.0 | 1,200.00 | | 3,600 gals | \$39,600 |
| GREENHOUSE VEGETABLES (TOTAL) | * | | 4,200.0 | | | | \$34,650 |
| • Tomatoes | * | | 4,200.0 | 3.00 Yield / sq. ft. | | 12,600 lbs. | \$34,650 |
| HAY FOR SALE (TOTAL) | * | | 30,000.0 | | | | \$13,867,200 |
| • Grass | 40 | | 30,000.0 | 4.50 | | 135,000 tons | \$13,867,200 |
| HOME GARDENS (TOTAL) | * | | | | | | \$7,142,720 |
| NURSERY CROPS (TOTAL) | * | | 5.0 | | | | \$1,385,501 |
| • Floraculture & Bedding Plants | 5 | | 3.0 | | | acre | \$1,142,391 |
| • Woody Ornamentals | 6 | | 1.0 | | | acre | \$121,555 |
| • Foliage Plants | 3 | | 1.0 | | | acre | \$121,555 |
| PECANS (TOTAL) | * | | 4.0 | | | | \$586 |
| • Improved | * | | 2.0 | 175.00 | | 350 lbs. | \$441 |
| • Native | * | | 2.0 | 145.00 | | 290 lbs. | \$145 |
| SOYBEANS (TOTAL) | 3 | 850.0 | 581.0 | 51.00 | | 29,631 bu. | \$351,127 |
| SUGARCANE (TOTAL) | * | 26,336.0 | 24,492.5 | | | | \$28,303,229 |
| • Raw Sugar | 25 | 26,336.0 | 24,492.5 | 6,128.93 | | 150,112,818 lbs. | \$27,020,307 |
| • Molasses | * | 26,336.0 | 24,492.5 | 132.14 | | 3,236,432 gal. | \$1,282,922 |
| VEGETABLES (TOTAL) | * | 103.5 | 102.5 | | | | \$1,405,478 |
| • Beets | * | 1.0 | 1.0 | 275.00 | | 275 doz. bunches | \$3,575 |
| • Broccoli (Fresh) | 7 | 2.5 | 2.5 | 300.00 | | 750 cartons (20 lbs.) | \$22,500 |
| • Cabbage | * | 8.0 | 8.0 | | | | \$69,000 |
| ° Cabbage (Fresh) | 5 | 8.0 | 8.0 | 575.00 | | 4,600 sacks (50 lbs.) | \$69,000 |
| • Cauliflower | 4 | 3.0 | 3.0 | 275.00 | | 825 cartons (20 lbs.) | \$23,925 |
| • Collards | * | 3.5 | 3.5 | | | | \$23,940 |
| ° Collards (Fresh) | 8 | 3.5 | 3.5 | 360.00 | | 1,260 doz. bunches | \$23,940 |
| • Cucumber | * | 4.0 | 4.0 | | | | \$23,400 |
| ° Cucumber (Fresh) | 12 | 4.0 | 4.0 | 300.00 | | 1,200 bu. (50 lbs.) | \$23,400 |
| • Eggplant | 7 | 3.0 | 3.0 | 265.00 | | 795 bu. (33 lbs.) | \$12,720 |
| • Garlic | 4 | 2.0 | 2.0 | 780.00 | | 1,560 lbs. | \$3,120 |
| • Irish Potatoes | * | 6.0 | 6.0 | | | | \$102,240 |
| ° Irish Potatoes (Fresh) | 12 | 6.0 | 6.0 | 240.00 | | 1,440 cwt. | \$102,240 |
| • Lima Beans | * | 1.5 | 1.5 | | | | \$3,281 |
| ° Lima Beans (Fresh) | 3 | 1.5 | 1.5 | 70.00 | | 105 bu. (32 lbs.) | \$3,281 |
| • Mirliton | 3 | 1.0 | 1.0 | 1,500.00 | | 1,500 lbs. | \$4,875 |
| • Mustard (Fresh) | 13 | 9.0 | 9.0 | 625.00 | | 5,625 doz. bunches | \$101,250 |
| • Okra (Fresh) | 13 | 9.0 | 9.0 | 250.00 | | 2,250 bu. | \$110,250 |

| | | | | | | |
|-------------------------|----|-----|-----|---------|----------------------|-----------|
| • Onions | 10 | 5.0 | 5.0 | 185.00 | 925 bag (50 lbs.) | \$17,575 |
| • Green Onions | 12 | 2.0 | 2.0 | 700.00 | 1,400 lbs. | \$3,150 |
| • Peppers | * | 3.0 | 3.0 | | | \$56,801 |
| ° Bell | 8 | 3.0 | 3.0 | 765.00 | 2,295 bu. (28 lbs.) | \$56,801 |
| • Pumpkin (Fresh) | * | 3.0 | 3.0 | 70.00 | 210 cwt. | \$18,480 |
| • Pumpkin - Cushaw | * | 1.0 | 1.0 | 60.00 | 60 cwt. | \$9,240 |
| • Shallots | 8 | 2.5 | 2.5 | 800.00 | 2,000 doz. bunches | \$48,000 |
| • Snap Beans (Fresh) | 7 | 3.5 | 3.5 | 150.00 | 525 bu. (30 lbs.) | \$26,250 |
| • Southern Peas (Fresh) | 4 | 2.0 | 2.0 | 90.00 | 180 bu. (24 lbs.) | \$6,030 |
| • Squash (Fresh) | * | 6.0 | 5.0 | | | \$43,200 |
| ° Yellow Squash | 5 | 5.0 | 4.0 | 210.00 | 840 bu. (45 lbs.) | \$37,800 |
| ° Zucchini Squash | * | 1.0 | 1.0 | 120.00 | 120 bu. (45 lbs.) | \$5,400 |
| • Sweet Corn (Fresh) | 11 | 9.0 | 9.0 | 650.00 | 5,850 doz. ears | \$43,875 |
| • Tomatoes (Field) | 14 | 8.0 | 8.0 | 1200.00 | 9,600 lugs (20 lbs.) | \$364,800 |
| • Turnips (Fresh) | 10 | 5.0 | 5.0 | 2640.00 | 13,200 doz. bunches | \$264,000 |

| Lafourche Parish | | Fisheries & Wildlife Enterprises Production | | | | |
|--|---------------------|---|------------------|------------------|-------------------|------------------|
| Fisheries | Number of Producers | Units of Production | Units of Measure | Total Production | Measure | Gross Farm Value |
| FISHERIES & WILDLIFE ENTERPRISES (TOTAL) | * | | | | | \$49,332,496 |
| AQUACULTURE (TOTAL) | * | | | | | \$23,750,427 |
| • Crawfish (Farm) | 70 | 6,000 | Acres in Prod. | 3,150,000 | lbs. | \$5,229,000 |
| • Fish bait | 10 | | | 70,000 | lbs. | \$770,000 |
| • Alligators (Farm) | * | | | 85,265 | number of animals | \$16,967,735 |
| • Oysters | 30 | | | 16,110 | sacks | \$783,692 |
| FRESHWATER FISHERIES (TOTAL) | * | | | | | \$20,348 |
| • Freshwater Finfish | 48 | | | 55,353 | lbs. | \$20,348 |
| MARINE FISHERIES (TOTAL) | * | | | | | \$19,150,106 |
| • Shrimp | 429 | | | 7,766,576 | lbs. | \$10,960,969 |
| • Crabs | 206 | | | 5,114,756 | lbs. | \$8,154,455 |
| • Commercial Finfish | 109 | | | 269,688 | lbs. | \$34,682 |
| FUR ANIMALS (TOTAL) | * | | | 73 | pelts | \$494 |
| ALLIGATORS (WILD) (TOTAL) | * | | | 271 | number of animals | \$57,371 |
| HUNTING LEASES (TOTAL) | * | | | | | \$6,353,750 |
| • Waterfowl | 38 | 200,000 | No. Acres Leased | | acre | \$5,680,000 |
| • All Other Game | 19 | 38,500 | No. Acres Leased | | acre | \$673,750 |

| Lafourche Parish | | | Animal Enterprises Production | | | |
|----------------------------|---------------------|---------------------|-------------------------------|------------------|----------------|------------------|
| Animal | Number of Producers | Units of Production | Units of Measure | Total Production | Measure | Gross Farm Value |
| ANIMAL ENTERPRISES (TOTAL) | * | | | | | \$12,884,293 |
| CATTLE & CALVES (TOTAL) | 295 | 18,000 | No. Cows | | | \$10,930,387 |
| • Steer Calves | * | | | | | \$3,708,215 |
| ◦ 300-400 lbs. | * | | | 1,650 | head | \$895,587 |
| ◦ 400-500 lbs. | * | | | 1,760 | head | \$1,166,299 |
| ◦ 500-600 lbs. | * | | | 1,265 | head | \$954,708 |
| ◦ 600-700 lbs. | * | | | 820 | head | \$691,621 |
| • Heifer Calves | * | | | | | \$3,171,360 |
| ◦ 300-400 lbs. | * | | | 1,650 | head | \$749,075 |
| ◦ 400-500 lbs. | * | | | 1,760 | head | \$986,040 |
| ◦ 500-600 lbs. | * | | | 1,265 | head | \$831,769 |
| ◦ 600-700 lbs. | * | | | 820 | head | \$604,475 |
| • Yearling Cattle | * | | | | | \$1,850,548 |
| ◦ 600-700 lbs. | * | | | 1,150 | head | \$908,811 |
| ◦ 700-800 lbs. | * | | | 1,100 | head | \$941,738 |
| • Cow-Calf Pairs | * | | | 700 | pair | \$727,720 |
| • Cull Cows | * | | | 2,720 | head | \$1,249,174 |
| • Cull Bulls | * | | | 180 | head | \$223,371 |
| HORSES (TOTAL) | * | | | | | \$1,758,500 |
| • Brood Mares | * | | | | | \$381,000 |
| ◦ Race Horses | 5 | 15 | No. Brood Mares | 12 | head | \$72,000 |
| ◦ Show Horses | 12 | 35 | No. Brood Mares | 14 | head | \$56,000 |
| ◦ Recreation Horses | 70 | 250 | No. Brood Mares | 230 | head | \$253,000 |
| • Stud Fees | * | | | | | \$147,500 |
| ◦ Race Horses | * | 4 | No. Stallions | 18 | mares bred | \$45,000 |
| ◦ Show Horses | * | 5 | No. Stallions | 35 | mares bred | \$52,500 |
| ◦ Recreation Horses | * | 20 | No. Stallions | 100 | mares bred | \$50,000 |
| • Race Horses | 4 | | | 12 | head | \$120,000 |
| • Show Horses | 78 | | | 98 | head | \$735,000 |
| • Recreation Horses | 148 | | | 250 | head | \$375,000 |
| POULTRY (TOTAL) | * | | | | | \$3,780 |
| • Edible Eggs | 30 | 600 | No. Hens | 4,200 | doz. eggs sold | \$3,780 |

| | | | | | | |
|------------------------|----|-----|-------------------|-------|------|----------|
| RABBITS (TOTAL) | * | | | | | \$12,380 |
| • Fryers | 30 | 970 | No. Animals | 3,720 | lbs. | \$9,300 |
| • Does | 30 | 130 | No. Animals | 770 | lbs. | \$3,080 |
| QUAIL (TOTAL) | 6 | 625 | No. Breed Stock | 9,570 | each | \$38,280 |
| SHEEP (TOTAL) | 4 | 16 | No. Breeding Ewes | | | \$9,948 |
| • Slaughter Lambs | * | | | 15 | cwt. | \$4,686 |
| • Feeder Lambs | * | | | 12 | cwt. | \$2,387 |
| • Show Lambs | * | | | 4 | head | \$1,600 |
| • Cull Sheep | * | | | 7 | head | \$1,275 |
| GOATS (TOTAL) | 15 | 65 | No. Does | | | \$30,344 |
| • Show Goats | * | | | 48 | head | \$19,200 |
| • Slaughter Goats | * | | | 30 | head | \$6,065 |
| • Stocker Goats | * | | | 10 | head | \$2,618 |
| • Cull Goats | * | | | 12 | head | \$2,461 |
| SWINE (TOTAL) | 4 | 12 | No. Sows | | | \$24,674 |
| • Show Pigs | * | | | 45 | head | \$18,000 |
| • Feeder Pigs | * | | | 45 | head | \$1,711 |
| • Slaughter Hogs | * | | | 23 | head | \$4,137 |
| • Culls | * | | | 5 | head | \$826 |
| EXOTIC ANIMALS (TOTAL) | * | | | | | \$76,000 |
| • Deer/Antelope | 4 | 185 | No. Animals | 152 | head | \$76,000 |

Lafourche Parish - All Enterprises (TOTAL)

\$115,255,714

| LaSalle Parish | | | | | Plant Enterprises Production | | |
|---------------------------|---------------------|---------------|-----------------|----------------|------------------------------|---------|------------------|
| Crop | Number of Producers | Planted Acres | Harvested Acres | Yield Per Acre | Total Production | Measure | Gross Farm Value |
| PLANT ENTERPRISES (TOTAL) | * | | | | | | \$40,262,667 |
| FORESTRY (TOTAL) | * | | | | | | \$38,021,980 |
| • Pulpwood | * | | | | | | |
| ◦ Pine | * | | | | 197,311 | cords | |
| ◦ Hardwood | * | | | | 14,506 | cords | |
| • Chip & Saw | * | | | | 15,720 | cords | |
| • Saw Timber | * | | | | | | |

| | | | | | | | |
|---|----|-------|---------|--------|------------|------------|--------------|
| ° Pine | * | | | | 58,856,677 | board feet | |
| ° Hardwood | * | | | | 1,174,938 | board feet | |
| • Total Pulpwood, Chip & Saw, Saw Timber FOB Mill | * | | | | | | \$38,021,980 |
| • Total Forestry Stumpage | * | | | | | | \$16,855,559 |
| FEED GRAINS (TOTAL) | * | 525.0 | 525.0 | | | | \$473,847 |
| • Corn | * | 408.0 | 408.0 | 185.00 | 75,480 | bu. | \$424,952 |
| • Grain Sorghum | * | 117.0 | 117.0 | 70.00 | 8,190 | bu. | \$48,894 |
| HAY FOR SALE (TOTAL) | * | | 1,400.0 | | | | \$359,520 |
| • Grass | 12 | | 1,400.0 | 2.50 | 3,500 | tons | \$359,520 |
| HOME GARDENS (TOTAL) | * | | | | | | \$1,083,104 |
| SOYBEANS (TOTAL) | 3 | 912.0 | 912.0 | 30.00 | 27,360 | bu. | \$324,216 |

| LaSalle Parish | | Fisheries & Wildlife Enterprises Production | | | | |
|--|---------------------|---|------------------|------------------|-------------------|------------------|
| Fisheries | Number of Producers | Units of Production | Units of Measure | Total Production | Measure | Gross Farm Value |
| FISHERIES & WILDLIFE ENTERPRISES (TOTAL) | * | | | | | \$4,884,673 |
| FRESHWATER FISHERIES (TOTAL) | * | | | | | \$2,583 |
| • Freshwater Finfish | 33 | | | 7,027 | lbs. | \$2,583 |
| FUR ANIMALS (TOTAL) | * | | | 81 | pelts | \$549 |
| ALLIGATORS (WILD) (TOTAL) | * | | | 52 | number of animals | \$11,008 |
| HUNTING LEASES (TOTAL) | * | | | | | \$4,867,000 |
| • Waterfowl | 10 | 5,000 | No. Acres Leased | | acre | \$142,000 |
| • All Other Game | 10 | 270,000 | No. Acres Leased | | acre | \$4,725,000 |
| HONEY (TOTAL) | 4 | 32 | No. Hives | 1,920 | lbs. | \$3,533 |

| LaSalle Parish | | | | Animal Enterprises Production | | |
|----------------------------|---------------------|---------------------|------------------|-------------------------------|---------|------------------|
| Animal | Number of Producers | Units of Production | Units of Measure | Total Production | Measure | Gross Farm Value |
| ANIMAL ENTERPRISES (TOTAL) | | * | | | | \$2,161,029 |
| CATTLE & CALVES (TOTAL) | | 107 | 2,850 | No. Cows | | \$1,804,699 |
| • Steer Calves | | * | | | | \$618,578 |
| ° 300-400 lbs. | | * | | 349 | head | \$189,430 |
| ° 400-500 lbs. | | * | | 482 | head | \$319,407 |
| ° 500-600 lbs. | | * | | 94 | head | \$70,943 |
| ° 600-700 lbs. | | * | | 46 | head | \$38,798 |

| | | | | | |
|------------------------|-----------|-----------|-----------------|----------|------------------|
| • Heifer Calves | * | | | | \$522,945 |
| ° 300-400 lbs. | * | | | 279 head | \$126,662 |
| ° 400-500 lbs. | * | | | 399 head | \$223,540 |
| ° 500-600 lbs. | * | | | 145 head | \$95,341 |
| ° 600-700 lbs. | * | | | 105 head | \$77,402 |
| • Yearling Cattle | * | | | | \$480,089 |
| ° 600-700 lbs. | * | | | 185 head | \$146,200 |
| ° 700-800 lbs. | * | | | 390 head | \$333,889 |
| • Cow-Calf Pairs | * | | | 26 pair | \$27,030 |
| • Cull Cows | * | | | 202 head | \$92,770 |
| • Cull Bulls | * | | | 51 head | \$63,288 |
| HORSES (TOTAL) | * | | | | \$275,200 |
| • Brood Mares | * | | | | \$42,700 |
| ° Show Horses | 6 | 12 | No. Brood Mares | 6 head | \$24,000 |
| ° Recreation Horses | 28 | 38 | No. Brood Mares | 17 head | \$18,700 |
| • Show Horses | 5 | | | 18 head | \$135,000 |
| • Recreation Horses | 26 | | | 65 head | \$97,500 |
| RABBITS (TOTAL) | * | | | | \$1,435 |
| • Fryers | 10 | 59 | No. Animals | 174 lbs. | \$435 |
| • Does | 9 | 43 | No. Animals | 250 lbs. | \$1,000 |
| GOATS (TOTAL) | 7 | 35 | No. Does | | \$12,833 |
| • Show Goats | * | | | 3 head | \$1,200 |
| • Slaughter Goats | * | | | 30 head | \$6,065 |
| • Stocker Goats | * | | | 15 head | \$3,927 |
| • Cull Goats | * | | | 8 head | \$1,641 |
| SWINE (TOTAL) | 16 | 68 | No. Sows | | \$66,862 |
| • Feeder Pigs | * | | | 181 head | \$6,882 |
| • Slaughter Hogs | * | | | 305 head | \$54,860 |
| • Culls | * | | | 31 head | \$5,120 |

LaSalle Parish - All Enterprises (TOTAL)

\$47,308,369

| Lincoln Parish | | | | | Plant Enterprises Production | | |
|---|---------------------|---------------|-----------------|----------------|------------------------------|----------------|------------------|
| Crop | Number of Producers | Planted Acres | Harvested Acres | Yield Per Acre | Total Production | Measure | Gross Farm Value |
| PLANT ENTERPRISES (TOTAL) | * | | | | | | \$18,687,884 |
| FORESTRY (TOTAL) | * | | | | | | \$13,868,214 |
| • Pulpwood | * | | | | | | |
| ° Pine | * | | | | 81,509 | cords | |
| ° Hardwood | * | | | | 7,661 | cords | |
| • Chip & Saw | * | | | | 7,695 | cords | |
| • Saw Timber | * | | | | | | |
| ° Pine | * | | | | 17,591,035 | board feet | |
| ° Hardwood | * | | | | 723,852 | board feet | |
| • Total Pulpwood, Chip & Saw, Saw Timber FOB Mill | * | | | | | | \$13,848,054 |
| • Total Forestry Stumpage | * | | | | | | \$5,862,311 |
| • Christmas Trees | * | | | | 240 | trees | \$20,160 |
| FRUITS (TOTAL) | * | | 36.0 | | | | \$474,510 |
| • Blackberries | 3 | | 3.0 | 3,750.00 | 11,250 | pints | \$57,375 |
| • Blueberries | 6 | | 15.0 | 5,000.00 | 75,000 | lbs. | \$356,250 |
| • Peaches | * | | 18.0 | 75.00 | 1,350 | bu. | \$60,885 |
| HAY FOR SALE (TOTAL) | * | | 1,100.0 | | | | \$158,189 |
| • Grass | 56 | | 1,100.0 | 1.40 | 1,540 | tons | \$158,189 |
| HOME GARDENS (TOTAL) | * | | | | | | \$3,526,208 |
| VEGETABLES (TOTAL) | * | 109.0 | 41.5 | | | | \$660,763 |
| • Collards | * | 3.0 | 3.0 | | | | \$85,500 |
| ° Collards (Fresh) | 3 | 3.0 | 3.0 | 1,500.00 | 4,500 | doz. bunches | \$85,500 |
| • Cucumber | * | 0.5 | 0.5 | | | | \$3,608 |
| ° Cucumber (Fresh) | * | 0.5 | 0.5 | 370.00 | 185 | bu. (50 lbs.) | \$3,608 |
| • Mustard (Fresh) | 5 | 75.0 | 7.5 | 470.00 | 3,525 | doz. bunches | \$63,450 |
| • Southern Peas (Fresh) | 10 | 14.0 | 14.0 | 120.00 | 1,680 | bu. (24 lbs.) | \$56,280 |
| • Sweet Corn (Fresh) | 3 | 3.0 | 3.0 | 650.00 | 1,950 | doz. ears | \$14,625 |
| • Tomatoes (Field) | 7 | 7.0 | 7.0 | 1,300.00 | 9,100 | lugs (20 lbs.) | \$345,800 |
| • Turnips (Fresh) | 5 | 1.5 | 1.5 | 700.00 | 1,050 | doz. bunches | \$21,000 |
| • Watermelon | 5 | 5.0 | 5.0 | 300.00 | 1,500 | cwt. | \$70,500 |

| Lincoln Parish | | Fisheries & Wildlife Enterprises Production | | | | |
|--|---------------------|---|------------------|------------------|-------------------|------------------|
| Fisheries | Number of Producers | Units of Production | Units of Measure | Total Production | Measure | Gross Farm Value |
| FISHERIES & WILDLIFE ENTERPRISES (TOTAL) | * | | | | | \$3,151,485 |
| FUR ANIMALS (TOTAL) | * | | | 48 | pelts | \$325 |
| ALLIGATORS (WILD) (TOTAL) | * | | | 2 | number of animals | \$423 |
| HUNTING LEASES (TOTAL) | * | | | | | \$3,150,000 |
| • All Other Game | 82 | 180,000 | No. Acres Leased | | acre | \$3,150,000 |
| HONEY (TOTAL) | 12 | 40 | No. Hives | 400 | lbs. | \$736 |

| Lincoln Parish | | Animal Enterprises Production | | | | |
|----------------------------|---------------------|-------------------------------|------------------|------------------|---------|------------------|
| Animal | Number of Producers | Units of Production | Units of Measure | Total Production | Measure | Gross Farm Value |
| ANIMAL ENTERPRISES (TOTAL) | * | | | | | \$220,313,377 |
| CATTLE & CALVES (TOTAL) | 185 | 6,150 | No. Cows | | | \$4,402,957 |
| • Steer Calves | * | | | | | \$1,888,681 |
| ◦ 300-400 lbs. | * | | | 200 | head | \$108,556 |
| ◦ 400-500 lbs. | * | | | 700 | head | \$463,869 |
| ◦ 500-600 lbs. | * | | | 850 | head | \$641,504 |
| ◦ 600-700 lbs. | * | | | 800 | head | \$674,752 |
| • Heifer Calves | * | | | | | \$1,255,762 |
| ◦ 300-400 lbs. | * | | | 250 | head | \$113,496 |
| ◦ 400-500 lbs. | * | | | 550 | head | \$308,138 |
| ◦ 500-600 lbs. | * | | | 680 | head | \$447,117 |
| ◦ 600-700 lbs. | * | | | 525 | head | \$387,012 |
| • Yearling Cattle | * | | | | | \$928,567 |
| ◦ 600-700 lbs. | * | | | 525 | head | \$414,892 |
| ◦ 700-800 lbs. | * | | | 600 | head | \$513,675 |
| • Cow-Calf Pairs | * | | | 145 | pair | \$150,742 |
| • Cull Cows | * | | | 120 | head | \$55,111 |
| • Cull Bulls | * | | | 100 | head | \$124,095 |
| HORSES (TOTAL) | * | | | | | \$1,959,500 |
| • Brood Mares | * | | | | | \$127,000 |
| ◦ Show Horses | 3 | 7 | No. Brood Mares | 7 | head | \$28,000 |
| ◦ Recreation Horses | 80 | 90 | No. Brood Mares | 90 | head | \$99,000 |
| • Stud Fees | * | | | | | \$32,500 |

| | | | | |
|---------------------|-----|------------------|---------------------------------|---------------|
| ° Recreation Horses | * | 4 No. Stallions | 65 mares bred | \$32,500 |
| • Recreation Horses | 450 | | 1,200 head | \$1,800,000 |
| POULTRY (TOTAL) | * | | | \$213,913,552 |
| • Broilers | 43 | | 202,619,163 lbs. | \$206,671,546 |
| • Cull Hens | * | | 1,293,314 lbs. | \$64,666 |
| • Breeder Flocks | 3 | 90,000 No. Birds | 975,000 doz. hatching eggs sold | \$2,808,000 |
| • Pullets | * | | 250,392 each | \$4,369,340 |
| RABBITS (TOTAL) | * | | | \$540 |
| • Does | * | 30 No. Animals | 135 lbs. | \$540 |
| GOATS (TOTAL) | 4 | 120 No. Does | | \$32,189 |
| • Show Goats | * | | 50 head | \$20,000 |
| • Slaughter Goats | * | | 40 head | \$8,087 |
| • Cull Goats | * | | 20 head | \$4,101 |
| SWINE (TOTAL) | * | 4 No. Sows | | \$4,639 |
| • Show Pigs | * | | 8 head | \$3,200 |
| • Slaughter Hogs | * | | 8 head | \$1,439 |

Lincoln Parish - All Enterprises (TOTAL)

\$242,152,745

| Livingston Parish | | | | | Plant Enterprises Production | | |
|---|---------------------|---------------|-----------------|----------------|------------------------------|------------|------------------|
| Crop | Number of Producers | Planted Acres | Harvested Acres | Yield Per Acre | Total Production | Measure | Gross Farm Value |
| PLANT ENTERPRISES (TOTAL) | * | | | | | | \$26,594,612 |
| FORESTRY (TOTAL) | * | | | | | | \$9,470,730 |
| • Pulpwood | * | | | | | | |
| ° Pine | * | | | | 12,683 | cords | |
| ° Hardwood | * | | | | 9 | cords | |
| • Chip & Saw | * | | | | 51,169 | cords | |
| • Saw Timber | * | | | | | | |
| ° Pine | * | | | | 9,322,102 | board feet | |
| ° Hardwood | * | | | | 112,185 | board feet | |
| • Total Pulpwood, Chip & Saw, Saw Timber FOB Mill | * | | | | | | \$9,420,330 |
| • Total Forestry Stumpage | * | | | | | | \$4,580,936 |

| | | | | | | |
|------------------------------------|-----|-------|---------|----------------------|----------------------------|--------------|
| • Christmas Trees | * | | | | 600 trees | \$50,400 |
| FRUITS (TOTAL) | * | 30.0 | 40.0 | | | \$1,805,000 |
| • Blueberries | 3 | | 5.0 | 6,000.00 | 30,000 lbs. | \$142,500 |
| • Citrus | * | | 5.0 | | | \$102,500 |
| ◦ Satumas | 3 | | 5.0 | 500.00 | 2,500 bu. | \$102,500 |
| • Strawberries | 9 | 30.0 | 30.0 | 2,000.00 | 60,000 flats | \$1,560,000 |
| GREENHOUSE VEGETABLES (TOTAL) | * | | 7,000.0 | | | \$77,000 |
| • Tomatoes | * | | 7,000.0 | 4.00 Yield / sq. ft. | 28,000 lbs. | \$77,000 |
| HAY FOR SALE (TOTAL) | * | | 4,000.0 | | | \$760,128 |
| • Grass | 130 | | 4,000.0 | 1.85 | 7,400 tons | \$760,128 |
| HOME GARDENS (TOTAL) | * | | | | | \$10,708,640 |
| NURSERY CROPS (TOTAL) | * | | 3.7 | | | \$1,731,742 |
| • Fruit and Nut Trees | 4 | | 0.1 | | acre | \$30,254 |
| • Floraculture & Bedding Plants | 9 | | 2.5 | | acre | \$1,427,989 |
| • Woody Ornamentals | 4 | | 1.0 | | acre | \$182,332 |
| • Foliage Plants | 3 | | 0.1 | | acre | \$91,166 |
| SOD PRODUCTION (TOTAL) | * | | 5.0 | | acre | \$35,520 |
| VEGETABLES (TOTAL) | * | 145.5 | 145.5 | | | \$2,005,853 |
| • Broccoli (Fresh) | 4 | 2.5 | 2.5 | 300.00 | 750 cartons (20 lbs.) | \$22,500 |
| • Cabbage | * | 1.3 | 1.3 | | | \$7,500 |
| ◦ Cabbage (Fresh) | 3 | 1.3 | 1.3 | 400.00 | 500 sacks (50 lbs.) | \$7,500 |
| • Cantaloupe | 3 | 1.0 | 1.0 | 200.00 | 200 cartons (40 lbs.) | \$7,200 |
| • Cauliflower | 4 | 2.3 | 2.3 | 600.00 | 1,350 cartons (20 lbs.) | \$39,150 |
| • Collards | * | 2.3 | 2.3 | | | \$21,375 |
| ◦ Collards (Fresh) | 4 | 2.3 | 2.3 | 500.00 | 1,125 doz. bunches | \$21,375 |
| • Cucumber | * | 7.3 | 7.3 | | | \$42,413 |
| ◦ Cucumber (Fresh) | 7 | 7.3 | 7.3 | 300.00 | 2,175 bu. (50 lbs.) | \$42,413 |
| • Eggplant | 5 | 2.3 | 2.3 | 600.00 | 1,350 bu. (33 lbs.) | \$21,600 |
| • Garlic | * | 1.0 | 1.0 | 5,000.00 | 5,000 lbs. | \$10,000 |
| • Irish Potatoes | * | 14.0 | 14.0 | | | \$198,800 |
| ◦ Irish Potatoes (Fresh) | 9 | 14.0 | 14.0 | 200.00 | 2,800 cwt. | \$198,800 |
| • Mustard (Fresh) | 10 | 25.0 | 25.0 | 700.00 | 17,500 doz. bunches | \$315,000 |
| • Okra (Fresh) | 7 | 4.3 | 4.3 | 320.00 | 1,360 bu. | \$66,640 |
| • Onions | 4 | 2.0 | 2.0 | 300.00 | 600 bag (50 lbs.) | \$11,400 |
| • Green Onions | 3 | 2.0 | 2.0 | 8,000.00 | 16,000 lbs. | \$36,000 |
| • Peppers | * | 8.5 | 8.5 | | | \$126,225 |

| | | | | | | |
|-------------------------|----|------|------|----------|-----------------------|-----------|
| ° Bell | 9 | 8.5 | 8.5 | 600.00 | 5,100 bu. (28 lbs.) | \$126,225 |
| • Pumpkin (Fresh) | * | 2.0 | 2.0 | 375.00 | 750 cwt. | \$66,000 |
| • Shallots | 3 | 2.0 | 2.0 | 1,000.00 | 2,000 doz. bunches | \$48,000 |
| • Snap Beans (Fresh) | 4 | 2.5 | 2.5 | 150.00 | 375 bu. (30 lbs.) | \$18,750 |
| • Southern Peas (Fresh) | 10 | 18.0 | 18.0 | 100.00 | 1,800 bu. (24 lbs.) | \$60,300 |
| • Squash (Fresh) | * | 9.8 | 9.8 | | | \$87,750 |
| ° Yellow Squash | 8 | 8.5 | 8.5 | 200.00 | 1,700 bu. (45 lbs.) | \$76,500 |
| ° Zucchini Squash | 3 | 1.3 | 1.3 | 200.00 | 250 bu. (45 lbs.) | \$11,250 |
| • Sweet Corn (Fresh) | 10 | 7.5 | 7.5 | 600.00 | 4,500 doz. ears | \$33,750 |
| • Tomatoes (Field) | 15 | 15.0 | 15.0 | 1,000.00 | 15,000 lugs (20 lbs.) | \$570,000 |
| • Turnips (Fresh) | 10 | 8.3 | 8.3 | 900.00 | 7,425 doz. bunches | \$148,500 |
| • Watermelon | 4 | 5.0 | 5.0 | 200.00 | 1,000 cwt. | \$47,000 |

| Livingston Parish | | Fisheries & Wildlife Enterprises Production | | | | |
|--|---------------------|---|------------------|------------------|-------------------|------------------|
| Fisheries | Number of Producers | Units of Production | Units of Measure | Total Production | Measure | Gross Farm Value |
| FISHERIES & WILDLIFE ENTERPRISES (TOTAL) | * | | | | | \$27,935,244 |
| AQUACULTURE (TOTAL) | * | | | | | \$23,923,382 |
| • Alligators (Farm) | * | | | 120,218 | number of animals | \$23,923,382 |
| FRESHWATER FISHERIES (TOTAL) | * | | | | | \$1,408 |
| • Freshwater Finfish | 47 | | | 3,830 | lbs. | \$1,408 |
| FUR ANIMALS (TOTAL) | * | | | 152 | pelts | \$1,030 |
| ALLIGATORS (WILD) (TOTAL) | * | | | 79 | number of animals | \$16,724 |
| HUNTING LEASES (TOTAL) | * | | | | | \$3,937,500 |
| • All Other Game | 120 | 225,000 | No. Acres Leased | | acre | \$3,937,500 |
| HONEY (TOTAL) | 27 | 2,400 | No. Hives | 30,000 | lbs. | \$55,200 |

| Livingston Parish | | Animal Enterprises Production | | | | |
|----------------------------|---------------------|-------------------------------|------------------|------------------|---------|------------------|
| Animal | Number of Producers | Units of Production | Units of Measure | Total Production | Measure | Gross Farm Value |
| ANIMAL ENTERPRISES (TOTAL) | * | | | | | \$14,366,742 |
| CATTLE & CALVES (TOTAL) | 252 | 7,000 | No. Cows | | | \$4,330,435 |
| • Steer Calves | * | | | | | \$2,144,268 |
| ° 300-400 lbs. | * | | | 296 | head | \$160,663 |
| ° 400-500 lbs. | * | | | 889 | head | \$589,114 |

| | | | | | |
|-------------------------------|-------|-----|-----------------|----------------|--------------------|
| ° 500-600 lbs. | * | | | 1,185 head | \$894,331 |
| ° 600-700 lbs. | * | | | 593 head | \$500,160 |
| • Heifer Calves | * | | | | \$1,598,444 |
| ° 300-400 lbs. | * | | | 256 head | \$116,220 |
| ° 400-500 lbs. | * | | | 769 head | \$430,832 |
| ° 500-600 lbs. | * | | | 1,025 head | \$673,963 |
| ° 600-700 lbs. | * | | | 512 head | \$377,428 |
| • Cow-Calf Pairs | * | | | 200 pair | \$207,920 |
| • Cull Cows | * | | | 700 head | \$321,479 |
| • Cull Bulls | * | | | 47 head | \$58,325 |
| HORSES (TOTAL) | * | | | | \$9,807,000 |
| • Brood Mares | * | | | | \$557,000 |
| ° Race Horses | 25 | 25 | No. Brood Mares | 12 head | \$72,000 |
| ° Show Horses | 25 | 50 | No. Brood Mares | 25 head | \$100,000 |
| ° Recreation Horses | 120 | 750 | No. Brood Mares | 350 head | \$385,000 |
| • Stud Fees | * | | | | \$300,000 |
| ° Race Horses | * | 10 | No. Stallions | 50 mares bred | \$125,000 |
| ° Show Horses | * | 25 | No. Stallions | 50 mares bred | \$75,000 |
| ° Recreation Horses | * | 50 | No. Stallions | 200 mares bred | \$100,000 |
| • Race Horses | 25 | | | 70 head | \$700,000 |
| • Show Horses | 200 | | | 500 head | \$3,750,000 |
| • Recreation Horses | 1,000 | | | 3,000 head | \$4,500,000 |
| RABBITS (TOTAL) | * | | | | \$1,200 |
| • Fryers | 18 | 48 | No. Animals | 480 lbs. | \$1,200 |
| GOATS (TOTAL) | 50 | 600 | No. Does | | \$155,256 |
| • Show Goats | * | | | 70 head | \$28,000 |
| • Slaughter Goats | * | | | 550 head | \$111,199 |
| • Stocker Goats | * | | | 30 head | \$7,854 |
| • Cull Goats | * | | | 40 head | \$8,203 |
| SWINE (TOTAL) | 10 | 31 | No. Sows | | \$22,852 |
| • Show Pigs | * | | | 50 head | \$20,000 |
| • Feeder Pigs | * | | | 75 head | \$2,852 |
| EXOTIC ANIMALS (TOTAL) | * | | | | \$50,000 |
| • Deer/Antelope | 13 | 534 | No. Animals | 100 head | \$50,000 |

Livingston Parish - All Enterprises (TOTAL)

\$68,896,598

| Madison Parish | | | | | Plant Enterprises Production | | |
|---|---------------------|---------------|-----------------|----------------|------------------------------|------------|------------------|
| Crop | Number of Producers | Planted Acres | Harvested Acres | Yield Per Acre | Total Production | Measure | Gross Farm Value |
| PLANT ENTERPRISES (TOTAL) | * | | | | | | \$171,156,675 |
| COTTON (TOTAL) | 35 | 16,394.0 | 16,394.0 | | | | \$19,517,946 |
| • Lint - Irrigated | * | 7,991.0 | 7,991.0 | 1,170.00 | 9,349,470 | lbs. | \$7,329,984 |
| • Lint - Non-irrigated | * | 8,403.0 | 8,403.0 | 1,100.00 | 9,243,300 | lbs. | \$7,246,747 |
| • Seed - Irrigated | * | 7,991.0 | 7,991.0 | 1,872.00 | 14,959,152 | lbs. | \$2,484,715 |
| • Seed - Non-irrigated | * | 8,403.0 | 8,403.0 | 1,760.00 | 14,789,280 | lbs. | \$2,456,499 |
| FORESTRY (TOTAL) | * | | | | | | \$1,063,670 |
| • Pulpwood | * | | | | | | |
| ° Pine | * | | | | 10 | cords | |
| ° Hardwood | * | | | | 2,854 | cords | |
| • Saw Timber | * | | | | | | |
| ° Hardwood | * | | | | 1,319,873 | board feet | |
| • Total Pulpwood, Chip & Saw, Saw Timber FOB Mill | * | | | | | | \$1,063,670 |
| • Total Forestry Stumpage | * | | | | | | \$494,925 |
| FEED GRAINS (TOTAL) | * | 68,958.0 | 68,958.0 | | | | \$71,051,673 |
| • Corn | 75 | 68,021.0 | 68,021.0 | 184.00 | 12,515,864 | bu. | \$70,464,314 |
| • Grain Sorghum | * | 937.0 | 937.0 | 105.00 | 98,385 | bu. | \$587,358 |
| HOME GARDENS (TOTAL) | * | | | | | | \$718,080 |
| PEANUTS (TOTAL) | * | 205.0 | 205.0 | 6,000.00 | 1,230,000 | lbs. | \$286,590 |
| PECANS (TOTAL) | * | | 375.0 | | | | \$59,063 |
| • Improved | * | | 375.0 | 125.00 | 46,875 | lbs. | \$59,063 |
| RICE (TOTAL) | 12 | 7,000.0 | 7,000.0 | 85.50 | 598,500 | cwt. | \$8,205,435 |
| SOYBEANS (TOTAL) | 110 | 95,623.0 | 95,623.0 | 62.00 | 5,928,626 | bu. | \$70,254,218 |

| Madison Parish | | | | | Fisheries & Wildlife Enterprises Production | | |
|--|---------------------|---------------------|------------------|--|---|-------------------|------------------|
| Fisheries | Number of Producers | Units of Production | Units of Measure | | Total Production | Measure | Gross Farm Value |
| FISHERIES & WILDLIFE ENTERPRISES (TOTAL) | * | | | | | | \$214,068 |
| FUR ANIMALS (TOTAL) | * | | | | 8 | pelts | \$54 |
| ALLIGATORS (WILD) (TOTAL) | * | | | | 22 | number of animals | \$4,657 |
| HUNTING LEASES (TOTAL) | * | | | | | | \$209,080 |
| • Waterfowl | * | 1,200 | No. Acres Leased | | | acre | \$34,080 |
| • All Other Game | 20 | 10,000 | No. Acres Leased | | | acre | \$175,000 |

| | | | | |
|---------------|---|--------------|----------|-------|
| HONEY (TOTAL) | 3 | 11 No. Hives | 150 lbs. | \$276 |
|---------------|---|--------------|----------|-------|

Madison Parish Animal Enterprises Production

| Animal | Number of Producers | Units of Production | Units of Measure | Total Production | Measure | Gross Farm Value |
|----------------------------|---------------------|---------------------|------------------|------------------|------------|------------------|
| ANIMAL ENTERPRISES (TOTAL) | * | | | | | \$1,403,228 |
| CATTLE & CALVES (TOTAL) | 10 | 850 | No. Cows | | | \$1,079,728 |
| • Steer Calves | * | | | | | \$85,484 |
| ◦ 300-400 lbs. | * | | | 80 | head | \$43,422 |
| ◦ 400-500 lbs. | * | | | 35 | head | \$23,193 |
| ◦ 500-600 lbs. | * | | | 25 | head | \$18,868 |
| • Heifer Calves | * | | | | | \$107,102 |
| ◦ 300-400 lbs. | * | | | 75 | head | \$34,049 |
| ◦ 400-500 lbs. | * | | | 55 | head | \$30,814 |
| ◦ 500-600 lbs. | * | | | 25 | head | \$16,438 |
| ◦ 600-700 lbs. | * | | | 35 | head | \$25,801 |
| • Yearling Cattle | * | | | | | \$60,917 |
| ◦ 600-700 lbs. | * | | | 50 | head | \$39,514 |
| ◦ 700-800 lbs. | * | | | 25 | head | \$21,403 |
| • Cow-Calf Pairs | * | | | 550 | pair | \$571,780 |
| • Cull Cows | * | | | 500 | head | \$229,628 |
| • Cull Bulls | * | | | 20 | head | \$24,819 |
| HORSES (TOTAL) | * | | | | | \$323,500 |
| • Brood Mares | * | | | | | \$43,500 |
| ◦ Show Horses | * | 4 | No. Brood Mares | 4 | head | \$16,000 |
| ◦ Recreation Horses | 75 | 35 | No. Brood Mares | 25 | head | \$27,500 |
| • Stud Fees | * | | | | | \$17,500 |
| ◦ Show Horses | * | 1 | No. Stallions | 10 | mares bred | \$15,000 |
| ◦ Recreation Horses | * | 0 | No. Stallions | 5 | mares bred | \$2,500 |
| • Show Horses | 5 | | | 5 | head | \$37,500 |
| • Recreation Horses | 80 | | | 150 | head | \$225,000 |

Madison Parish - All Enterprises (TOTAL) \$172,773,971

| Morehouse Parish | | | | | Plant Enterprises Production | | |
|---|---------------------|---------------|-----------------|----------------|------------------------------|---------------|------------------|
| Crop | Number of Producers | Planted Acres | Harvested Acres | Yield Per Acre | Total Production | Measure | Gross Farm Value |
| PLANT ENTERPRISES (TOTAL) | * | | | | | | \$174,019,920 |
| COTTON (TOTAL) | 10 | 6,389.0 | 6,389.0 | | | | \$7,377,608 |
| • Lint - Irrigated | * | 6,389.0 | 6,389.0 | 1,100.00 | 7,027,900 | lbs. | \$5,509,874 |
| • Seed - Irrigated | * | 6,389.0 | 6,389.0 | 1,760.00 | 11,244,640 | lbs. | \$1,867,735 |
| FORESTRY (TOTAL) | * | | | | | | \$7,608,834 |
| • Pulpwood | * | | | | | | |
| ° Pine | * | | | | 52,295 | cords | |
| ° Hardwood | * | | | | 6,573 | cords | |
| • Chip & Saw | * | | | | 4,079 | cords | |
| • Saw Timber | * | | | | | | |
| ° Pine | * | | | | 564,511 | board feet | |
| ° Hardwood | * | | | | 1,076,146 | board feet | |
| • Total Pulpwood, Chip & Saw, Saw Timber FOB Mill | * | | | | | | \$7,608,834 |
| • Total Forestry Stumpage | * | | | | | | \$2,969,728 |
| FRUITS (TOTAL) | * | | 74.0 | | | | \$1,177,280 |
| • Blueberries | * | | 70.0 | 3,500.00 | 245,000 | lbs. | \$1,163,750 |
| • Peaches | * | | 4.0 | 75.00 | 300 | bu. | \$13,530 |
| FEED GRAINS (TOTAL) | * | 64,030.0 | 63,530.0 | | | | \$63,828,608 |
| • Corn | 165 | 63,000.0 | 62,500.0 | 180.00 | 11,250,000 | bu. | \$63,337,500 |
| • Grain Sorghum | * | 910.0 | 910.0 | 85.00 | 77,350 | bu. | \$461,780 |
| • Oats | * | 120.0 | 120.0 | 65.00 | 7,800 | bu. | \$29,328 |
| HAY FOR SALE (TOTAL) | * | | 8,200.0 | | | | \$2,526,912 |
| • Grass | 35 | | 8,200.0 | 3.00 | 24,600 | tons | \$2,526,912 |
| HOME GARDENS (TOTAL) | * | | | | | | \$1,830,560 |
| PEANUTS (TOTAL) | 3 | 1,226.0 | 1,226.0 | 4,000.00 | 4,904,000 | lbs. | \$1,142,632 |
| PECANS (TOTAL) | * | | 207.0 | | | | \$53,830 |
| • Improved | * | | 157.0 | 250.00 | 39,250 | lbs. | \$49,455 |
| • Native | 4 | | 50.0 | 175.00 | 8,750 | lbs. | \$4,375 |
| RICE (TOTAL) | 25 | 26,800.0 | 26,800.0 | 70.00 | 1,876,000 | cwt. | \$25,719,960 |
| SOD PRODUCTION (TOTAL) | * | | 830.0 | | | acre | \$5,896,320 |
| SOYBEANS (TOTAL) | 250 | 92,800.0 | 91,750.0 | 50.00 | 4,587,500 | bu. | \$54,361,875 |
| SWEET POTATOES (TOTAL) | * | 460.0 | 460.0 | 400.00 | 184,000 | bu. (50 lbs.) | \$1,564,000 |
| • Sweet Potatoes (Canning) | * | 460.0 | 460.0 | | | bu. (50 lbs.) | |
| • Sweet Potatoes (Fresh) | * | 460.0 | 460.0 | | | bu. (50 lbs.) | |

| | | | | | | |
|-------------------------------|---|---------|---------|----------|-----------------------|-------------|
| • Sweet Potatoes (Processing) | * | 460.0 | 460.0 | 400.00 | 184,000 bu. (50 lbs.) | \$1,564,000 |
| VEGETABLES (TOTAL) | * | 148.0 | 146.0 | | | \$486,638 |
| • Collards | * | 3.0 | 3.0 | | | \$62,700 |
| ° Collards (Fresh) | 3 | 3.0 | 3.0 | 1,100.00 | 3,300 doz. bunches | \$62,700 |
| • Cucumber | * | 9.0 | 9.0 | | | \$48,263 |
| ° Cucumber (Fresh) | 3 | 9.0 | 9.0 | 275.00 | 2,475 bu. (50 lbs.) | \$48,263 |
| • Mustard (Fresh) | 5 | 6.0 | 6.0 | 350.00 | 2,100 doz. bunches | \$37,800 |
| • Okra (Fresh) | * | 2.0 | 2.0 | 250.00 | 500 bu. | \$24,500 |
| • Southern Peas (Fresh) | 5 | 110.0 | 110.0 | 45.00 | 4,950 bu. (24 lbs.) | \$165,825 |
| • Squash (Fresh) | * | 2.0 | | | | \$49,500 |
| ° Yellow Squash | 3 | 2.0 | 2.0 | 550.00 | 1,100 bu. (45 lbs.) | \$49,500 |
| • Sweet Corn (Fresh) | 9 | 15.0 | 15.0 | 500.00 | 7,500 doz. ears | \$56,250 |
| • Tomatoes (Field) | * | 1.0 | 1.0 | 1,100.00 | 1,100 lugs (20 lbs.) | \$41,800 |
| WHEAT (TOTAL) | 5 | 1,600.0 | 1,600.0 | 42.00 | 67,200 bu. | \$444,864 |

| Morehouse Parish | | Fisheries & Wildlife Enterprises Production | | | | |
|--|---------------------|---|------------------|------------------|-------------------|------------------|
| Fisheries | Number of Producers | Units of Production | Units of Measure | Total Production | Measure | Gross Farm Value |
| FISHERIES & WILDLIFE ENTERPRISES (TOTAL) | * | | | | | \$566,902 |
| FUR ANIMALS (TOTAL) | * | | | 25 | pelts | \$169 |
| ALLIGATORS (WILD) (TOTAL) | * | | | 23 | number of animals | \$4,869 |
| HUNTING LEASES (TOTAL) | * | | | | | \$558,000 |
| • Waterfowl | 23 | 12,500 | No. Acres Leased | | acre | \$355,000 |
| • All Other Game | 21 | 11,600 | No. Acres Leased | | acre | \$203,000 |
| HONEY (TOTAL) | 8 | 75 | No. Hives | 2,100 | lbs. | \$3,864 |

| Morehouse Parish | | Animal Enterprises Production | | | | |
|----------------------------|---------------------|-------------------------------|------------------|------------------|---------|------------------|
| Animal | Number of Producers | Units of Production | Units of Measure | Total Production | Measure | Gross Farm Value |
| ANIMAL ENTERPRISES (TOTAL) | * | | | | | \$8,229,271 |
| CATTLE & CALVES (TOTAL) | 110 | 11,730 | No. Cows | | | \$6,787,770 |
| • Steer Calves | * | | | | | \$1,599,623 |
| ° 300-400 lbs. | * | | | 600 | head | \$325,668 |
| ° 400-500 lbs. | * | | | 893 | head | \$591,764 |
| ° 500-600 lbs. | * | | | 477 | head | \$359,997 |

| | | | | | |
|------------------------|-----|-----|-----------------|------------|--------------------|
| ° 600-700 lbs. | * | | | 382 head | \$322,194 |
| • Heifer Calves | * | | | | \$1,367,931 |
| ° 300-400 lbs. | * | | | 600 head | \$272,391 |
| ° 400-500 lbs. | * | | | 893 head | \$500,303 |
| ° 500-600 lbs. | * | | | 477 head | \$313,639 |
| ° 600-700 lbs. | * | | | 382 head | \$281,597 |
| • Yearling Cattle | * | | | | \$1,303,155 |
| ° 600-700 lbs. | * | | | 765 head | \$604,557 |
| ° 700-800 lbs. | * | | | 816 head | \$698,598 |
| • Cow-Calf Pairs | * | | | 893 pair | \$928,363 |
| • Cull Cows | * | | | 1,530 head | \$702,660 |
| • Cull Bulls | * | | | 714 head | \$886,038 |
| HORSES (TOTAL) | * | | | | \$1,397,500 |
| • Brood Mares | * | | | | \$685,000 |
| ° Show Horses | 30 | 125 | No. Brood Mares | 130 head | \$520,000 |
| ° Recreation Horses | 165 | 265 | No. Brood Mares | 150 head | \$165,000 |
| • Show Horses | 10 | | | 25 head | \$187,500 |
| • Recreation Horses | 230 | | | 350 head | \$525,000 |
| RABBITS (TOTAL) | * | | | | \$440 |
| • Does | 10 | 25 | No. Animals | 110 lbs. | \$440 |
| GOATS (TOTAL) | 12 | 150 | No. Does | | \$31,577 |
| • Slaughter Goats | * | | | 110 head | \$22,240 |
| • Stocker Goats | * | | | 20 head | \$5,236 |
| • Cull Goats | * | | | 20 head | \$4,101 |
| SWINE (TOTAL) | 5 | 110 | No. Sows | | \$11,984 |
| • Feeder Pigs | * | | | 55 head | \$2,091 |
| • Slaughter Hogs | * | | | 55 head | \$9,893 |

Morehouse Parish - All Enterprises (TOTAL)

\$182,816,093

| Natchitoches Parish | | | | | Plant Enterprises Production | | |
|---|---------------------|---------------|-----------------|----------------|------------------------------|------------|------------------|
| Crop | Number of Producers | Planted Acres | Harvested Acres | Yield Per Acre | Total Production | Measure | Gross Farm Value |
| PLANT ENTERPRISES (TOTAL) | * | | | | | | \$70,933,111 |
| COTTON (TOTAL) | 3 | 0.0 | 0.0 | | | | |
| FORESTRY (TOTAL) | * | | | | | | \$33,733,326 |
| • Pulpwood | * | | | | | | |
| ° Pine | * | | | | 157,531 | cords | |
| ° Hardwood | * | | | | 21,680 | cords | |
| • Chip & Saw | * | | | | 58,613 | cords | |
| • Saw Timber | * | | | | | | |
| ° Pine | * | | | | 39,712,003 | board feet | |
| ° Hardwood | * | | | | 838,641 | board feet | |
| • Total Pulpwood, Chip & Saw, Saw Timber FOB Mill | * | | | | | | \$33,733,326 |
| • Total Forestry Stumpage | * | | | | | | \$14,669,629 |
| FEED GRAINS (TOTAL) | * | 19,453.4 | 19,453.4 | | | | \$15,625,430 |
| • Corn | 12 | 17,622.4 | 17,622.4 | 150.00 | 2,643,360 | bu. | \$14,882,117 |
| • Grain Sorghum | 4 | 1,831.0 | 1,831.0 | 68.00 | 124,508 | bu. | \$743,313 |
| HAY FOR SALE (TOTAL) | * | | 29,000.0 | | | | \$7,447,200 |
| • Grass | 50 | | 29,000.0 | 2.50 | 72,500 | tons | \$7,447,200 |
| HOME GARDENS (TOTAL) | * | | | | | | \$2,709,120 |
| PECANS (TOTAL) | * | | 2,301.0 | | | | \$537,810 |
| • Improved | 82 | | 2,070.0 | 200.00 | 414,000 | lbs. | \$521,640 |
| • Native | 49 | | 231.0 | 140.00 | 32,340 | lbs. | \$16,170 |
| RICE (TOTAL) | 3 | 1,808.0 | 808.0 | 60.00 | 48,480 | cwt. | \$664,661 |
| SOYBEANS (TOTAL) | 10 | 19,527.0 | 19,527.0 | 42.00 | 820,134 | bu. | \$9,718,588 |
| WHEAT (TOTAL) | * | 1,173.0 | 1,173.0 | 64.00 | 75,072 | bu. | \$496,977 |

| Natchitoches Parish | | | | Fisheries & Wildlife Enterprises Production | | |
|--|---------------------|---------------------|------------------|---|-------------------|------------------|
| Fisheries | Number of Producers | Units of Production | Units of Measure | Total Production | Measure | Gross Farm Value |
| FISHERIES & WILDLIFE ENTERPRISES (TOTAL) | * | | | | | \$11,278 |
| FUR ANIMALS (TOTAL) | * | | | 71 | pelts | \$481 |
| ALLIGATORS (WILD) (TOTAL) | * | | | 51 | number of animals | \$10,797 |

| Natchitoches Parish | | | Animal Enterprises Production | | | |
|----------------------------|---------------------|---------------------|-------------------------------|------------------|-------------------------|------------------|
| Animal | Number of Producers | Units of Production | Units of Measure | Total Production | Measure | Gross Farm Value |
| ANIMAL ENTERPRISES (TOTAL) | * | | | | | \$76,565,566 |
| CATTLE & CALVES (TOTAL) | 350 | 22,000 | No. Cows | | | \$12,110,652 |
| • Steer Calves | * | | | | | \$4,598,100 |
| ◦ 300-400 lbs. | * | | | 500 | head | \$271,390 |
| ◦ 400-500 lbs. | * | | | 500 | head | \$331,335 |
| ◦ 500-600 lbs. | * | | | 2,500 | head | \$1,886,775 |
| ◦ 600-700 lbs. | * | | | 2,500 | head | \$2,108,600 |
| • Heifer Calves | * | | | | | \$380,362 |
| ◦ 300-400 lbs. | * | | | 100 | head | \$45,399 |
| ◦ 400-500 lbs. | * | | | 100 | head | \$56,025 |
| ◦ 500-600 lbs. | * | | | 200 | head | \$131,505 |
| ◦ 600-700 lbs. | * | | | 200 | head | \$147,433 |
| • Yearling Cattle | * | | | | | \$4,115,988 |
| ◦ 600-700 lbs. | * | | | 2,500 | head | \$1,975,675 |
| ◦ 700-800 lbs. | * | | | 2,500 | head | \$2,140,313 |
| • Cow-Calf Pairs | * | | | 1,600 | pair | \$1,663,360 |
| • Cull Cows | * | | | 2,000 | head | \$918,510 |
| • Cull Bulls | * | | | 350 | head | \$434,333 |
| HORSES (TOTAL) | * | | | | | \$6,780,000 |
| • Brood Mares | * | | | | | \$1,275,000 |
| ◦ Race Horses | 9 | 130 | No. Brood Mares | 100 | head | \$600,000 |
| ◦ Show Horses | 9 | 95 | No. Brood Mares | 100 | head | \$400,000 |
| ◦ Recreation Horses | 70 | 350 | No. Brood Mares | 250 | head | \$275,000 |
| • Stud Fees | * | | | | | \$305,000 |
| ◦ Race Horses | * | 12 | No. Stallions | 100 | mares bred | \$250,000 |
| ◦ Show Horses | * | 8 | No. Stallions | 25 | mares bred | \$37,500 |
| ◦ Recreation Horses | * | 10 | No. Stallions | 35 | mares bred | \$17,500 |
| • Race Horses | 10 | | | 70 | head | \$700,000 |
| • Show Horses | 10 | | | 400 | head | \$3,000,000 |
| • Recreation Horses | 200 | | | 1,000 | head | \$1,500,000 |
| POULTRY (TOTAL) | * | | | | | \$57,577,886 |
| • Broilers | 12 | | | 54,107,225 | lbs. | \$55,189,370 |
| • Breeder Flocks | * | 54,000 | No. Birds | 829,346 | doz. hatching eggs sold | \$2,388,516 |
| GOATS (TOTAL) | 35 | 300 | No. Does | | | \$60,345 |

| | | | | |
|-------------------|---|--------------|----------|----------|
| • Show Goats | * | | 35 head | \$14,000 |
| • Slaughter Goats | * | | 35 head | \$7,076 |
| • Stocker Goats | * | | 150 head | \$39,269 |
| SWINE (TOTAL) | 8 | 350 No. Sows | | \$36,684 |
| • Show Pigs | * | | 10 head | \$4,000 |
| • Feeder Pigs | * | | 150 head | \$5,704 |
| • Slaughter Hogs | * | | 150 head | \$26,980 |

Natchitoches Parish - All Enterprises (TOTAL)

\$147,509,955

| Orleans Parish | | | | | Plant Enterprises Production | | |
|---|---------------------|---------------|-----------------|----------------|------------------------------|---------------|------------------|
| Crop | Number of Producers | Planted Acres | Harvested Acres | Yield Per Acre | Total Production | Measure | Gross Farm Value |
| PLANT ENTERPRISES (TOTAL) | * | | | | | | \$28,740,155 |
| FORESTRY (TOTAL) | * | | | | | | \$821 |
| • Pulpwood | * | | | | | | |
| ◦ Pine | * | | | | 10 | cords | |
| • Total Pulpwood, Chip & Saw, Saw Timber FOB Mill | * | | | | | | \$821 |
| • Total Forestry Stumpage | * | | | | | | \$248 |
| FRUITS (TOTAL) | * | | 9.6 | | | | \$237,255 |
| • Blackberries | 10 | | 1.0 | 10,000.00 | 10,000 | pints | \$51,000 |
| • Blueberries | * | | 0.3 | 6,000.00 | 1,800 | lbs. | \$8,550 |
| • Citrus | * | | 5.1 | | | | \$108,735 |
| ◦ Navels | 5 | | 2.0 | 350.00 | 700 | bu. | \$33,600 |
| ◦ Satsumas | 15 | | 3.0 | 600.00 | 1,800 | bu. | \$73,800 |
| ◦ Other Citrus | 5 | | 0.1 | 300.00 | 30 | bu. | \$1,335 |
| • Figs | 10 | | 2.0 | 5,500.00 | 11,000 | lbs. | \$41,250 |
| • Muscadines | * | | 1.2 | | | | \$27,720 |
| ◦ Muscadines (Fresh) | 7 | | 1.2 | 2,100.00 | 2,520 | gals | \$27,720 |
| HOME GARDENS (TOTAL) | * | | | | | | \$27,612,352 |
| NURSERY CROPS (TOTAL) | * | | 7.0 | | | | \$171,359 |
| • Floraculture & Bedding Plants | 22 | | 7.0 | | | acre | \$171,359 |
| SWEET POTATOES (TOTAL) | 4 | 0.5 | 0.5 | 440.00 | 220 | bu. (50 lbs.) | \$4,950 |
| • Sweet Potatoes (Canning) | * | 0.5 | 0.5 | 0.00 | | bu. (50 lbs.) | |

| | | | | | | |
|-------------------------------|----------|-------------|-------------|-----------|-----------------------|------------------|
| • Sweet Potatoes (Fresh) | * | 0.5 | 0.5 | 440.00 | 220 bu. (50 lbs.) | \$4,950 |
| • Sweet Potatoes (Processing) | * | 0.5 | 0.5 | 0.00 | bu. (50 lbs.) | |
| VEGETABLES (TOTAL) | * | 20.4 | 20.4 | | | \$713,418 |
| • Beets | 15 | 0.4 | 0.4 | 8,000.00 | 3,200 doz. bunches | \$41,600 |
| • Broccoli (Fresh) | 30 | 1.0 | 1.0 | 400.00 | 400 cartons (20 lbs.) | \$12,000 |
| • Cabbage | * | 0.5 | 0.5 | | | \$6,000 |
| ° Cabbage (Fresh) | 20 | 0.5 | 0.5 | 800.00 | 400 sacks (50 lbs.) | \$6,000 |
| • Carrots | 30 | 0.4 | 0.4 | 12,500.00 | 5,000 doz. bunches | \$100,000 |
| • Cauliflower | 30 | 0.7 | 0.7 | 650.00 | 455 cartons (20 lbs.) | \$13,195 |
| • Collards | * | 0.2 | 0.2 | | | \$2,375 |
| ° Collards (Fresh) | 10 | 0.2 | 0.2 | 625.00 | 125 doz. bunches | \$2,375 |
| • Cucumber | * | 2.0 | 2.0 | | | \$5,460 |
| ° Cucumber (Fresh) | 30 | 2.0 | 2.0 | 140.00 | 280 bu. (50 lbs.) | \$5,460 |
| • Eggplant | 20 | 1.0 | 1.0 | 600.00 | 600 bu. (33 lbs.) | \$9,600 |
| • Garlic | 3 | 0.1 | 0.1 | 15,000.00 | 1,500 lbs. | \$3,000 |
| • Irish Potatoes | * | 0.2 | 0.2 | | | \$6,319 |
| ° Irish Potatoes (Fresh) | 5 | 0.2 | 0.2 | 445.00 | 89 cwt. | \$6,319 |
| • Mustard (Fresh) | 30 | 1.0 | 1.0 | 1,250.00 | 1,250 doz. bunches | \$22,500 |
| • Okra (Fresh) | 30 | 2.0 | 2.0 | 385.00 | 770 bu. | \$37,730 |
| • Onions | 8 | 0.1 | 0.1 | 600.00 | 60 bag (50 lbs.) | \$1,140 |
| • Green Onions | 30 | 0.2 | 0.2 | 30,000.00 | 6,000 lbs. | \$13,500 |
| • Parsley | 25 | 0.2 | 0.2 | 2,667.00 | 533 doz. bunches | \$10,668 |
| • Peppers | * | 1.8 | 1.8 | | | \$57,635 |
| ° Bell | 25 | 1.5 | 1.5 | 1,343.00 | 2,015 bu. (28 lbs.) | \$49,859 |
| ° Jalapeno | * | 0.3 | 0.3 | | | \$7,776 |
| - Jalapeno (Fresh) | 25 | 0.3 | 0.3 | 720.00 | 216 bu. (25 lbs.) | \$7,776 |
| - Jalapeno (Processing) | * | | | | cwt. | |
| • Radish | 25 | 0.1 | 0.1 | 210.00 | 21 doz. bunches | \$252 |
| • Snap Beans (Fresh) | 25 | 1.0 | 1.0 | 300.00 | 300 bu. (30 lbs.) | \$15,000 |
| • Spinach (Fresh) | 15 | 0.2 | 0.2 | 160.00 | 32 bu. (25 lbs.) | \$960 |
| • Squash (Fresh) | * | 3.5 | 3.5 | | | \$130,610 |
| ° Yellow Squash | 30 | 1.5 | 1.5 | 747.00 | 1,121 bu. (45 lbs.) | \$50,423 |
| ° Zucchini Squash | 30 | 1.0 | 1.0 | 889.00 | 889 bu. (45 lbs.) | \$40,005 |
| ° Winter Squash | 20 | 1.0 | 1.0 | 444.00 | 444 bu. (45 lbs.) | \$40,182 |
| • Sweet Corn (Fresh) | 8 | 1.0 | 1.0 | 1,100.00 | 1,100 doz. ears | \$8,250 |
| • Tomatoes (Field) | 45 | 2.5 | 2.5 | 1,875.00 | 4,688 lugs (20 lbs.) | \$178,125 |

| | | | | | | |
|-------------------|----|-----|-----|----------|--------------------|----------|
| • Turnips (Fresh) | 10 | 0.3 | 0.3 | 6,250.00 | 1,875 doz. bunches | \$37,500 |
|-------------------|----|-----|-----|----------|--------------------|----------|

Orleans Parish Fisheries & Wildlife Enterprises Production

| Fisheries | Number of Producers | Units of Production | Units of Measure | Total Production | Measure | Gross Farm Value |
|---|---------------------|---------------------|------------------|------------------|-------------------|------------------|
| FISHERIES & WILDLIFE ENTERPRISES (TOTAL) | * | | | | | \$4,784,662 |
| AQUACULTURE (TOTAL) | * | | | | | \$14,600 |
| • Minnows | 4 | 2 | Acres in Prod. | 1,200 | lbs. | \$3,600 |
| • Fish bait | 4 | | | 1,000 | lbs | \$11,000 |
| MARINE FISHERIES (TOTAL) | * | | | | | \$4,753,667 |
| • Shrimp | 130 | | | 164,436 | lbs. | \$232,068 |
| • Crabs | 47 | | | 2,802,371 | lbs. | \$4,467,819 |
| • Commercial Finfish | 43 | | | 418,193 | lbs. | \$53,780 |
| FUR ANIMALS (TOTAL) | * | | | 25 | pelts | \$169 |
| ALLIGATORS (WILD) (TOTAL) | * | | | 61 | number of animals | \$12,914 |
| HONEY (TOTAL) | 10 | 300 | No. Hives | 1,800 | lbs. | \$3,312 |

Orleans Parish Animal Enterprises Production

| Animal | Number of Producers | Units of Production | Units of Measure | Total Production | Measure | Gross Farm Value |
|-----------------------------------|---------------------|---------------------|------------------|------------------|----------------|------------------|
| ANIMAL ENTERPRISES (TOTAL) | * | | | | | \$2,141,800 |
| HORSES (TOTAL) | * | | | | | \$2,137,300 |
| • Brood Mares | * | | | | | \$182,300 |
| ° Race Horses | 4 | 20 | No. Brood Mares | 18 | head | \$108,000 |
| ° Show Horses | 3 | 15 | No. Brood Mares | 15 | head | \$60,000 |
| ° Recreation Horses | 3 | 15 | No. Brood Mares | 13 | head | \$14,300 |
| • Stud Fees | * | | | | | \$167,500 |
| ° Race Horses | * | 10 | No. Stallions | 50 | mares bred | \$125,000 |
| ° Show Horses | * | 5 | No. Stallions | 20 | mares bred | \$30,000 |
| ° Recreation Horses | * | 6 | No. Stallions | 25 | mares bred | \$12,500 |
| • Race Horses | 10 | | | 100 | head | \$1,000,000 |
| • Show Horses | 10 | | | 25 | head | \$187,500 |
| • Recreation Horses | 150 | | | 400 | head | \$600,000 |
| POULTRY (TOTAL) | * | | | | | \$4,500 |
| • Edible Eggs | 25 | 200 | No. Hens | 5,000 | doz. eggs sold | \$4,500 |

Orleans Parish - All Enterprises (TOTAL) \$35,666,617

| Ouachita Parish | | | | | Plant Enterprises Production | | |
|---|---------------------|---------------|-----------------|----------------|------------------------------|-------------------|------------------|
| Crop | Number of Producers | Planted Acres | Harvested Acres | Yield Per Acre | Total Production | Measure | Gross Farm Value |
| PLANT ENTERPRISES (TOTAL) | * | | | | | | \$52,107,990 |
| COTTON (TOTAL) | 4 | 3,495.0 | 3,495.0 | | | | \$3,915,762 |
| • Lint - Irrigated | * | 1,843.0 | 1,843.0 | 1,150.00 | 2,119,450 | lbs. | \$1,661,649 |
| • Lint - Non-irrigated | * | 1,652.0 | 1,652.0 | 975.00 | 1,610,700 | lbs. | \$1,262,789 |
| • Seed - Irrigated | * | 1,843.0 | 1,843.0 | 1,840.00 | 3,391,120 | lbs. | \$563,265 |
| • Seed - Non-irrigated | * | 1,652.0 | 1,652.0 | 1,560.00 | 2,577,120 | lbs. | \$428,060 |
| FORESTRY (TOTAL) | * | | | | | | \$13,846,343 |
| • Pulpwood | * | | | | | | |
| ° Pine | * | | | | 53,860 | cords | |
| ° Hardwood | * | | | | 9,391 | cords | |
| • Chip & Saw | * | | | | 10,061 | cords | |
| • Saw Timber | * | | | | | | |
| ° Pine | * | | | | 21,443,601 | board feet | |
| ° Hardwood | * | | | | 1,283,760 | board feet | |
| • Total Pulpwood, Chip & Saw, Saw Timber FOB Mill | * | | | | | | \$13,753,943 |
| • Total Forestry Stumpage | * | | | | | | \$6,334,744 |
| • Christmas Trees | * | | | | 1,100 | trees | \$92,400 |
| FRUITS (TOTAL) | * | 3.0 | 55.0 | | | | \$393,320 |
| • Blueberries | 3 | | 10.0 | 2,000.00 | 20,000 | lbs. | \$95,000 |
| • Figs | 4 | | 2.0 | 400.00 | 800 | lbs. | \$3,000 |
| • Muscadines | * | | 40.0 | | | | \$100,320 |
| ° Muscadines (Commercial) | * | | 40.0 | 12.00 | 480 | tons | \$100,320 |
| • Strawberries | * | 3.0 | 3.0 | 2,500.00 | 7,500 | flats | \$195,000 |
| FEED GRAINS (TOTAL) | * | 10,472.0 | 10,472.0 | | | | \$11,791,472 |
| • Corn | 15 | 10,472.0 | 10,472.0 | 200.00 | 2,094,400 | bu. | \$11,791,472 |
| HAY FOR SALE (TOTAL) | * | | 300.0 | | | | \$215,712 |
| • Grass | * | | 300.0 | 7.00 | 2,100 | tons | \$215,712 |
| HOME GARDENS (TOTAL) | * | | | | | | \$11,637,792 |
| PECANS (TOTAL) | * | | 250.0 | | | | \$31,500 |
| • Improved | 5 | | 250.0 | 100.00 | 25,000 | lbs. | \$31,500 |
| SOYBEANS (TOTAL) | 15 | 11,403.0 | 11,403.0 | 60.00 | 684,180 | bu. | \$8,107,533 |
| VEGETABLES (TOTAL) | * | 169.0 | 169.0 | | | | \$1,220,440 |
| • Cantaloupe | 4 | 4.0 | 4.0 | 60.00 | 240 | cartons (40 lbs.) | \$8,640 |

| | | | | | | |
|-------------------------|---|---------|---------|--------|----------------------|-------------|
| • Cucumber | * | 2.0 | 2.0 | | | \$1,950 |
| ° Cucumber (Fresh) | 3 | 2.0 | 2.0 | 50.00 | 100 bu. (50 lbs.) | \$1,950 |
| • Mustard (Fresh) | 3 | 2.0 | 2.0 | 300.00 | 600 doz. bunches | \$10,800 |
| • Southern Peas (Fresh) | 3 | 150.0 | 150.0 | 200.00 | 30,000 bu. (24 lbs.) | \$1,005,000 |
| • Squash (Fresh) | * | 3.0 | 3.0 | | | \$6,750 |
| ° Yellow Squash | 4 | 3.0 | 3.0 | 50.00 | 150 bu. (45 lbs.) | \$6,750 |
| • Tomatoes (Field) | 4 | 3.0 | 3.0 | 200.00 | 600 lugs (20 lbs.) | \$22,800 |
| • Watermelon | 3 | 5.0 | 5.0 | 700.00 | 3,500 cwt. | \$164,500 |
| WHEAT (TOTAL) | 3 | 2,387.0 | 2,387.0 | 60.00 | 143,220 bu. | \$948,116 |

| Ouachita Parish | | Fisheries & Wildlife Enterprises Production | | | | |
|--|---------------------|---|------------------|------------------|-------------------|------------------|
| Fisheries | Number of Producers | Units of Production | Units of Measure | Total Production | Measure | Gross Farm Value |
| FISHERIES & WILDLIFE ENTERPRISES (TOTAL) | * | | | | | \$2,292,390 |
| AQUACULTURE (TOTAL) | * | | | | | \$2,289,296 |
| • Alligators (Farm) | * | | | 11,504 | number of animals | \$2,289,296 |
| FUR ANIMALS (TOTAL) | * | | | 113 | pelts | \$765 |
| ALLIGATORS (WILD) (TOTAL) | * | | | 11 | number of animals | \$2,329 |

| Ouachita Parish | | Animal Enterprises Production | | | | |
|----------------------------|---------------------|-------------------------------|------------------|------------------|---------|------------------|
| Animal | Number of Producers | Units of Production | Units of Measure | Total Production | Measure | Gross Farm Value |
| ANIMAL ENTERPRISES (TOTAL) | * | | | | | \$28,774,979 |
| CATTLE & CALVES (TOTAL) | 134 | 4,000 | No. Cows | | | \$2,439,979 |
| • Steer Calves | * | | | | | \$1,216,326 |
| ° 300-400 lbs. | * | | | 90 | head | \$48,850 |
| ° 400-500 lbs. | * | | | 850 | head | \$563,270 |
| ° 500-600 lbs. | * | | | 700 | head | \$528,297 |
| ° 600-700 lbs. | * | | | 90 | head | \$75,910 |
| • Heifer Calves | * | | | | | \$852,085 |
| ° 300-400 lbs. | * | | | 70 | head | \$31,779 |
| ° 400-500 lbs. | * | | | 720 | head | \$403,380 |
| ° 500-600 lbs. | * | | | 550 | head | \$361,639 |
| ° 600-700 lbs. | * | | | 75 | head | \$55,287 |

| | | | | | | |
|------------------------|----------|-----|-----------------|--|-----------------|---------------------|
| • Yearling Cattle | * | | | | | \$167,274 |
| ° 600-700 lbs. | * | | | | 60 head | \$47,416 |
| ° 700-800 lbs. | * | | | | 140 head | \$119,858 |
| • Cow-Calf Pairs | * | | | | 85 pair | \$88,366 |
| • Cull Cows | * | | | | 220 head | \$101,036 |
| • Cull Bulls | * | | | | 12 head | \$14,891 |
| HORSES (TOTAL) | * | | | | | \$3,895,000 |
| • Brood Mares | * | | | | | \$620,000 |
| ° Race Horses | 3 | 25 | No. Brood Mares | | 40 head | \$240,000 |
| ° Show Horses | 70 | 95 | No. Brood Mares | | 40 head | \$160,000 |
| ° Recreation Horses | 200 | 300 | No. Brood Mares | | 200 head | \$220,000 |
| • Stud Fees | * | | | | | \$300,000 |
| ° Race Horses | * | 75 | No. Stallions | | 85 mares bred | \$212,500 |
| ° Show Horses | * | 30 | No. Stallions | | 30 mares bred | \$45,000 |
| ° Recreation Horses | * | 90 | No. Stallions | | 85 mares bred | \$42,500 |
| • Race Horses | 15 | | | | 65 head | \$650,000 |
| • Show Horses | 85 | | | | 150 head | \$1,125,000 |
| • Recreation Horses | 375 | | | | 800 head | \$1,200,000 |
| POULTRY (TOTAL) | * | | | | | \$22,440,000 |
| • Broilers | 6 | | | | 22,000,000 lbs. | \$22,440,000 |
| GOATS (TOTAL) | * | 200 | No. Does | | | |

Ouachita Parish - All Enterprises (TOTAL)

\$83,175,359

| Plaquemines Parish | | | | | Plant Enterprises Production | | |
|----------------------------------|---------------------|---------------|-----------------|----------------|------------------------------|---------|---------------------|
| Crop | Number of Producers | Planted Acres | Harvested Acres | Yield Per Acre | Total Production | Measure | Gross Farm Value |
| PLANT ENTERPRISES (TOTAL) | * | | | | | | \$14,970,673 |
| FRUITS (TOTAL) | * | | 305.0 | | | | \$2,417,150 |
| • Citrus | * | | 305.0 | | | | \$2,417,150 |
| ° Navels | 8 | | 50.0 | 140.00 | 7,000 | bu. | \$336,000 |
| ° Satsumas | 20 | | 250.0 | 200.00 | 50,000 | bu. | \$2,050,000 |
| ° Other Citrus | 10 | | 5.0 | 140.00 | 700 | bu. | \$31,150 |
| HAY FOR SALE (TOTAL) | * | | 800.0 | | | | \$164,352 |

| | | | | | | | |
|---------------------------------|----|------|-------|----------|--|-----------------------|--------------|
| • Grass | 20 | | 800.0 | 2.00 | | 1,600 tons | \$164,352 |
| HOME GARDENS (TOTAL) | * | | | | | | \$1,704,896 |
| NURSERY CROPS (TOTAL) | * | | 12.0 | | | | \$10,201,330 |
| • Fruit and Nut Trees | 3 | | 5.0 | | | acre | \$5,042,279 |
| • Floraculture & Bedding Plants | 10 | | 5.0 | | | acre | \$4,855,164 |
| • Foliage Plants | 5 | | 2.0 | | | acre | \$303,887 |
| VEGETABLES (TOTAL) | * | 13.5 | 10.8 | | | | \$482,945 |
| • Cauliflower | 3 | 2.0 | 1.5 | 350.00 | | 525 cartons (20 lbs.) | \$15,225 |
| • Eggplant | * | 0.5 | 0.3 | 650.00 | | 195 bu. (33 lbs.) | \$3,120 |
| • Garlic | * | 1.0 | 1.0 | 4,300.00 | | 4,300 lbs. | \$8,600 |
| • Tomatoes (Field) | 5 | 10.0 | 8.0 | 1,500.00 | | 12,000 lugs (20 lbs.) | \$456,000 |

| Plaquemines Parish | | | Fisheries & Wildlife Enterprises Production | | | |
|--|---------------------|---------------------|---|------------------|-------------------|------------------|
| Fisheries | Number of Producers | Units of Production | Units of Measure | Total Production | Measure | Gross Farm Value |
| FISHERIES & WILDLIFE ENTERPRISES (TOTAL) | * | | | | | \$86,839,207 |
| AQUACULTURE (TOTAL) | * | | | | | \$8,534,581 |
| • Fish bait | * | | | 30,000 | lbs. | \$330,000 |
| • Oysters | 199 | | | 168,661 | sacks | \$8,204,581 |
| FRESHWATER FISHERIES (TOTAL) | * | | | | | \$332,876 |
| • Crawfish (Wild) | 57 | | | 240,500 | lbs. | \$332,876 |
| MARINE FISHERIES (TOTAL) | * | | | | | \$77,772,735 |
| • Shrimp | 491 | | | 19,769,842 | lbs. | \$27,901,178 |
| • Crabs | 143 | | | 243,606 | lbs. | \$388,382 |
| • Commercial Finfish | 230 | | | 384,783,631 | lbs. | \$49,483,175 |
| FUR ANIMALS (TOTAL) | * | | | 108 | pelts | \$732 |
| ALLIGATORS (WILD) (TOTAL) | * | | | 760 | number of animals | \$160,892 |
| HUNTING LEASES (TOTAL) | * | | | | | \$34,080 |
| • Waterfowl | 20 | 1,200 | No. Acres Leased | | acre | \$34,080 |
| HONEY (TOTAL) | 7 | 225 | No. Hives | 1,800 | lbs. | \$3,312 |

| Plaquemines Parish | | | Animal Enterprises Production | | | |
|----------------------------|---------------------|---------------------|-------------------------------|------------------|------------|------------------|
| Animal | Number of Producers | Units of Production | Units of Measure | Total Production | Measure | Gross Farm Value |
| ANIMAL ENTERPRISES (TOTAL) | | * | | | | \$4,296,832 |
| CATTLE & CALVES (TOTAL) | 15 | 4,200 | No. Cows | | | \$3,301,396 |
| • Steer Calves | * | | | | | \$1,286,681 |
| ◦ 300-400 lbs. | * | | | 178 | head | \$96,615 |
| ◦ 400-500 lbs. | * | | | 533 | head | \$353,203 |
| ◦ 500-600 lbs. | * | | | 711 | head | \$536,599 |
| ◦ 600-700 lbs. | * | | | 356 | head | \$300,265 |
| • Heifer Calves | * | | | | | \$958,876 |
| ◦ 300-400 lbs. | * | | | 154 | head | \$69,914 |
| ◦ 400-500 lbs. | * | | | 461 | head | \$258,275 |
| ◦ 500-600 lbs. | * | | | 615 | head | \$404,378 |
| ◦ 600-700 lbs. | * | | | 307 | head | \$226,310 |
| • Yearling Cattle | * | | | | | \$740,878 |
| ◦ 600-700 lbs. | * | | | 450 | head | \$355,622 |
| ◦ 700-800 lbs. | * | | | 450 | head | \$385,256 |
| • Cow-Calf Pairs | * | | | 84 | pair | \$87,326 |
| • Cull Cows | * | | | 420 | head | \$192,887 |
| • Cull Bulls | * | | | 28 | head | \$34,747 |
| HORSES (TOTAL) | | * | | | | \$955,000 |
| • Brood Mares | * | | | | | \$170,000 |
| ◦ Show Horses | 5 | 25 | No. Brood Mares | 15 | head | \$60,000 |
| ◦ Recreation Horses | 100 | 200 | No. Brood Mares | 100 | head | \$110,000 |
| • Stud Fees | * | | | | | \$35,000 |
| ◦ Show Horses | * | 5 | No. Stallions | 15 | mares bred | \$22,500 |
| ◦ Recreation Horses | * | 5 | No. Stallions | 25 | mares bred | \$12,500 |
| • Show Horses | 5 | | | 40 | head | \$300,000 |
| • Recreation Horses | 100 | | | 300 | head | \$450,000 |
| GOATS (TOTAL) | | 200 | No. Does | | | \$40,436 |
| • Slaughter Goats | * | | | 200 | head | \$40,436 |

Plaquemines Parish - All Enterprises (TOTAL)

\$106,106,713

| Pointe Coupee Parish | | | | | Plant Enterprises Production | | |
|---|---------------------|---------------|-----------------|----------------------|------------------------------|------------|------------------|
| Crop | Number of Producers | Planted Acres | Harvested Acres | Yield Per Acre | Total Production | Measure | Gross Farm Value |
| PLANT ENTERPRISES (TOTAL) | * | | | | | | \$163,114,355 |
| COTTON (TOTAL) | 3 | 1,324.0 | 1,324.0 | | | | \$1,487,174 |
| • Lint - Irrigated | * | 1,324.0 | 1,324.0 | 1,070.00 | 1,416,680 | lbs. | \$1,110,677 |
| • Seed - Irrigated | * | 1,324.0 | 1,324.0 | 1,712.00 | 2,266,688 | lbs. | \$376,497 |
| FORESTRY (TOTAL) | * | | | | | | \$3,955,728 |
| • Pulpwood | * | | | | | | |
| ° Pine | * | | | | 11 | cords | |
| ° Hardwood | * | | | | 6,458 | cords | |
| • Chip & Saw | * | | | | 1,939 | cords | |
| • Saw Timber | * | | | | | | |
| ° Hardwood | * | | | | 5,340,209 | board feet | |
| • Total Pulpwood, Chip & Saw, Saw Timber FOB Mill | * | | | | | | \$3,955,728 |
| • Total Forestry Stumpage | * | | | | | | \$1,889,583 |
| FRUITS (TOTAL) | * | 3.0 | 3.0 | | | | \$113,100 |
| • Strawberries | * | 3.0 | 3.0 | 1,450.00 | 4,350 | flats | \$113,100 |
| FEED GRAINS (TOTAL) | * | 6,593.0 | 6,593.0 | | | | \$7,288,195 |
| • Corn | 6 | 6,225.0 | 6,225.0 | 205.00 | 1,276,125 | bu. | \$7,184,584 |
| • Grain Sorghum | * | 81.0 | 81.0 | 125.00 | 10,125 | bu. | \$60,446 |
| • Oats | * | 287.0 | 287.0 | 40.00 | 11,480 | bu. | \$43,165 |
| GREENHOUSE VEGETABLES (TOTAL) | * | | 13,500.0 | | | | \$297,000 |
| • Tomatoes | * | | 13,500.0 | 8.00 Yield / sq. ft. | 108,000 | lbs. | \$297,000 |
| HAY FOR SALE (TOTAL) | * | | 14,000.0 | | | | \$3,307,584 |
| • Grass | 40 | | 14,000.0 | 2.30 | 32,200 | tons | \$3,307,584 |
| HOME GARDENS (TOTAL) | * | | | | | | \$1,488,384 |
| NURSERY CROPS (TOTAL) | * | | 75.0 | | | | \$243,110 |
| • Woody Ornamentals | * | | 75.0 | | | acre | \$243,110 |
| PECANS (TOTAL) | * | | 9,100.0 | | | | \$2,949,600 |
| • Improved | 70 | | 3,800.0 | 450.00 | 1,710,000 | lbs. | \$2,154,600 |
| • Native | 320 | | 5,300.0 | 300.00 | 1,590,000 | lbs. | \$795,000 |
| RICE (TOTAL) | * | 1,400.0 | 1,400.0 | 66.00 | 92,400 | cwt. | \$1,266,804 |
| SOYBEANS (TOTAL) | 40 | 49,230.0 | 49,060.0 | 53.00 | 2,600,180 | bu. | \$30,812,133 |
| SUGARCANE (TOTAL) | * | 72,681.0 | 67,593.3 | | | | \$107,638,539 |
| • Raw Sugar | 51 | 72,681.0 | 67,593.3 | 8,445.90 | 570,886,252 | lbs. | \$102,759,525 |
| • Molasses | * | 72,681.0 | 67,593.3 | 182.09 | 12,308,308 | gal. | \$4,879,013 |

| VEGETABLES (TOTAL) | * | 125.0 | 125.0 | | | \$1,492,465 |
|---------------------------|---|-------|-------|----------|-------------------------|-------------|
| • Beets | * | 1.0 | 1.0 | 40.00 | 40 doz. bunches | \$520 |
| • Broccoli (Fresh) | * | 4.0 | 4.0 | 300.00 | 1,200 cartons (20 lbs.) | \$36,000 |
| • Cabbage | * | 3.0 | 3.0 | | | \$21,375 |
| ° Cabbage (Fresh) | * | 3.0 | 3.0 | 475.00 | 1,425 sacks (50 lbs.) | \$21,375 |
| • Carrots | * | 1.0 | 1.0 | 350.00 | 350 doz. bunches | \$7,000 |
| • Cauliflower | * | 2.0 | 2.0 | 400.00 | 800 cartons (20 lbs.) | \$23,200 |
| • Collards | * | 5.0 | 5.0 | | | \$47,500 |
| ° Collards (Fresh) | 4 | 5.0 | 5.0 | 500.00 | 2,500 doz. bunches | \$47,500 |
| • Cucumber | * | 4.0 | 4.0 | | | \$27,300 |
| ° Cucumber (Fresh) | * | 4.0 | 4.0 | 350.00 | 1,400 bu. (50 lbs.) | \$27,300 |
| • Eggplant | 3 | 3.0 | 3.0 | 570.00 | 1,710 bu. (33 lbs.) | \$27,360 |
| • Garlic | * | 1.0 | 1.0 | 6,000.00 | 6,000 lbs. | \$12,000 |
| • Irish Potatoes | * | 6.0 | 6.0 | | | \$110,760 |
| ° Irish Potatoes (Fresh) | * | 6.0 | 6.0 | 260.00 | 1,560 cwt. | \$110,760 |
| • Lima Beans | * | 15.0 | 15.0 | | | \$70,313 |
| ° Lima Beans (Fresh) | * | 15.0 | 15.0 | 150.00 | 2,250 bu. (32 lbs.) | \$70,313 |
| • Mustard (Fresh) | 5 | 7.0 | 7.0 | 850.00 | 5,950 doz. bunches | \$107,100 |
| • Okra (Fresh) | 3 | 6.0 | 6.0 | 230.00 | 1,380 bu. | \$67,620 |
| • Onions | * | 1.0 | 1.0 | 205.00 | 205 bag (50 lbs.) | \$3,895 |
| • Green Onions | * | 1.0 | 1.0 | 1,450.00 | 1,450 lbs. | \$3,263 |
| • Peppers | * | 14.0 | 14.0 | | | \$325,800 |
| ° Banana | 3 | 2.0 | 2.0 | 600.00 | 1,200 bu. (25 lbs.) | \$42,000 |
| ° Bell | 3 | 9.0 | 9.0 | 1,100.00 | 9,900 bu. (28 lbs.) | \$245,025 |
| ° Chili - Anaheim (Fresh) | * | 1.0 | 1.0 | 645.00 | 645 bu. (25 lbs.) | \$22,575 |
| ° Jalapeno | * | 2.0 | 2.0 | | | \$16,200 |
| - Jalapeno (Fresh) | * | 2.0 | 2.0 | 225.00 | 450 bu. (25 lbs.) | \$16,200 |
| - Jalapeno (Processing) | * | | | | cwt. | |
| • Pumpkin (Fresh) | * | 2.0 | 2.0 | 150.00 | 300 cwt. | \$26,400 |
| • Pumpkin - Cushaw | * | 1.0 | 1.0 | 100.00 | 100 cwt. | \$15,400 |
| • Shallots | * | 1.0 | 1.0 | 300.00 | 300 doz. bunches | \$7,200 |
| • Snap Beans (Fresh) | * | 8.0 | 8.0 | 200.00 | 1,600 bu. (30 lbs.) | \$80,000 |
| • Southern Peas (Fresh) | * | 3.0 | 3.0 | 100.00 | 300 bu. (24 lbs.) | \$10,050 |
| • Spinach (Fresh) | * | 2.0 | 2.0 | 180.00 | 360 bu. (25 lbs.) | \$10,800 |
| • Squash (Fresh) | * | 6.0 | 6.0 | | | \$58,500 |
| ° Yellow Squash | 5 | 4.0 | 4.0 | 200.00 | 800 bu. (45 lbs.) | \$36,000 |

| | | | | | | |
|----------------------|----|---------|---------|----------|----------------------|-----------|
| ° Zucchini Squash | * | 2.0 | 2.0 | 250.00 | 500 bu. (45 lbs.) | \$22,500 |
| • Sweet Corn (Fresh) | 10 | 20.0 | 20.0 | 650.00 | 13,000 doz. ears | \$97,500 |
| • Tomatoes (Field) | 6 | 5.0 | 5.0 | 1,450.00 | 7,250 lugs (20 lbs.) | \$275,500 |
| • Turnips (Fresh) | 3 | 1.0 | 1.0 | 700.00 | 700 doz. bunches | \$14,000 |
| • Watermelon | * | 2.0 | 2.0 | 65.00 | 130 cwt. | \$6,110 |
| WHEAT (TOTAL) | 3 | 2,600.0 | 2,600.0 | 45.00 | 117,000 bu. | \$774,540 |

| Pointe Coupee Parish | | | Fisheries & Wildlife Enterprises Production | | | |
|--|---------------------|---------------------|---|------------------|-------------------|------------------|
| Fisheries | Number of Producers | Units of Production | Units of Measure | Total Production | Measure | Gross Farm Value |
| FISHERIES & WILDLIFE ENTERPRISES (TOTAL) | * | | | | | \$3,628,453 |
| AQUACULTURE (TOTAL) | * | | | | | \$2,612,420 |
| • Crawfish (Farm) | 8 | 2,500 | Acres in Prod. | 1,487,000 | lbs. | \$2,468,420 |
| • Other Species | * | 4 | Acres in Prod. | 3,200 | lbs. | \$144,000 |
| FUR ANIMALS (TOTAL) | * | | | 18 | pelts | \$122 |
| ALLIGATORS (WILD) (TOTAL) | * | | | 126 | number of animals | \$26,674 |
| HUNTING LEASES (TOTAL) | * | | | | | \$988,600 |
| • Waterfowl | 10 | 4,000 | No. Acres Leased | | acre | \$113,600 |
| • All Other Game | 60 | 50,000 | No. Acres Leased | | acre | \$875,000 |
| HONEY (TOTAL) | 5 | 12 | No. Hives | 346 | lbs. | \$637 |

| Pointe Coupee Parish | | | Animal Enterprises Production | | | |
|----------------------------|---------------------|---------------------|-------------------------------|------------------|---------|------------------|
| Animal | Number of Producers | Units of Production | Units of Measure | Total Production | Measure | Gross Farm Value |
| ANIMAL ENTERPRISES (TOTAL) | * | | | | | \$14,766,171 |
| CATTLE & CALVES (TOTAL) | 180 | 15,000 | No. Cows | | | \$10,631,847 |
| • Steer Calves | * | | | | | \$3,335,353 |
| ° 300-400 lbs. | * | | | 765 | head | \$415,227 |
| ° 400-500 lbs. | * | | | 1,605 | head | \$1,063,585 |
| ° 500-600 lbs. | * | | | 1,605 | head | \$1,211,310 |
| ° 600-700 lbs. | * | | | 765 | head | \$645,232 |
| • Heifer Calves | * | | | | | \$2,578,264 |
| ° 300-400 lbs. | * | | | 765 | head | \$347,299 |
| ° 400-500 lbs. | * | | | 1,605 | head | \$899,201 |
| ° 500-600 lbs. | * | | | 1,605 | head | \$1,055,328 |

| | | | | | |
|------------------------|-----------|------------|--------------------------|--------------------|--------------------|
| ° 600-700 lbs. | * | | | 375 head | \$276,437 |
| • Yearling Cattle | * | | | | \$4,278,915 |
| ° 600-700 lbs. | * | | | 3,120 head | \$2,465,642 |
| ° 700-800 lbs. | * | | | 2,118 head | \$1,813,273 |
| • Cow-Calf Pairs | * | | | 111 pair | \$115,396 |
| • Cull Cows | * | | | 300 head | \$137,777 |
| • Cull Bulls | * | | | 150 head | \$186,143 |
| HORSES (TOTAL) | * | | | | \$4,091,500 |
| • Brood Mares | * | | | | \$1,160,000 |
| ° Race Horses | 3 | 22 | No. Brood Mares | 147 head | \$882,000 |
| ° Show Horses | 15 | 40 | No. Brood Mares | 20 head | \$80,000 |
| ° Recreation Horses | 47 | 261 | No. Brood Mares | 180 head | \$198,000 |
| • Stud Fees | * | | | | \$142,500 |
| ° Race Horses | * | 5 | No. Stallions | 25 mares bred | \$62,500 |
| ° Show Horses | * | 7 | No. Stallions | 20 mares bred | \$30,000 |
| ° Recreation Horses | * | 40 | No. Stallions | 100 mares bred | \$50,000 |
| • Race Horses | 5 | | | 20 head | \$200,000 |
| • Show Horses | 50 | | | 190 head | \$1,425,000 |
| • Recreation Horses | 150 | | | 776 head | \$1,164,000 |
| POULTRY (TOTAL) | * | | | | \$1,002 |
| • Broilers | 6 | | | 620 lbs. | \$632 |
| • Edible Eggs | 54 | 1,097 | No. Hens | 100 doz. eggs sold | \$90 |
| • Pullets | 4 | | | 16 each | \$279 |
| RABBITS (TOTAL) | * | | | | \$800 |
| • Does | 4 | 40 | No. Animals | 200 lbs. | \$800 |
| SHEEP (TOTAL) | 4 | 68 | No. Breeding Ewes | | |
| GOATS (TOTAL) | 26 | 276 | No. Does | | \$24,622 |
| • Show Goats | * | | | 10 head | \$4,000 |
| • Slaughter Goats | * | | | 102 head | \$20,622 |
| SWINE (TOTAL) | 10 | 0 | No. Sows | | \$16,400 |
| • Show Pigs | * | | | 41 head | \$16,400 |

Pointe Coupee Parish - All Enterprises (TOTAL)

\$181,508,979

| Rapides Parish | | | | | Plant Enterprises Production | | |
|---|---------------------|---------------|-----------------|----------------|------------------------------|------------|------------------|
| Crop | Number of Producers | Planted Acres | Harvested Acres | Yield Per Acre | Total Production | Measure | Gross Farm Value |
| PLANT ENTERPRISES (TOTAL) | * | | | | | | \$146,908,810 |
| COTTON (TOTAL) | 7 | 4,617.0 | 4,017.0 | | | | \$3,524,759 |
| • Lint - Irrigated | * | 756.0 | 756.0 | 900.00 | 680,400 | lbs. | \$533,434 |
| • Lint - Non-irrigated | * | 3,861.0 | 3,261.0 | 821.00 | 2,677,281 | lbs. | \$2,098,988 |
| • Seed - Irrigated | * | 756.0 | 756.0 | 1,440.00 | 1,088,640 | lbs. | \$180,823 |
| • Seed - Non-irrigated | * | 3,861.0 | 3,261.0 | 1,313.60 | 4,283,650 | lbs. | \$711,514 |
| FORESTRY (TOTAL) | * | | | | | | \$30,339,074 |
| • Pulpwood | * | | | | | | |
| ° Pine | * | | | | 188,196 | cords | |
| ° Hardwood | * | | | | 12,748 | cords | |
| • Chip & Saw | * | | | | 15,836 | cords | |
| • Saw Timber | * | | | | | | |
| ° Pine | * | | | | 35,969,830 | board feet | |
| ° Hardwood | * | | | | 2,215,198 | board feet | |
| • Total Pulpwood, Chip & Saw, Saw Timber FOB Mill | * | | | | | | \$30,339,074 |
| • Total Forestry Stumpage | * | | | | | | \$12,728,597 |
| FEED GRAINS (TOTAL) | * | 11,088.0 | 10,525.0 | | | | \$7,132,355 |
| • Corn | 15 | 6,488.0 | 6,012.0 | 155.00 | 931,860 | bu. | \$5,246,372 |
| • Grain Sorghum | 4 | 4,600.0 | 4,513.0 | 70.00 | 315,910 | bu. | \$1,885,983 |
| HAY FOR SALE (TOTAL) | * | | 1,800.0 | | | | \$600,912 |
| • Grass | 30 | | 1,800.0 | 3.25 | 5,850 | tons | \$600,912 |
| HOME GARDENS (TOTAL) | * | | | | | | \$9,428,064 |
| NURSERY CROPS (TOTAL) | * | | 665.0 | | | | \$46,109,373 |
| • Fruit and Nut Trees | 5 | | 10.0 | | | acre | \$37,817 |
| • Floraculture & Bedding Plants | 5 | | 30.0 | | | acre | \$6,654,707 |
| • Woody Ornamentals | 225 | | 575.0 | | | acre | \$38,944,790 |
| • Foliage Plants | 20 | | 50.0 | | | acre | \$472,058 |
| PECANS (TOTAL) | * | | 416.0 | | | | \$136,458 |
| • Improved | 20 | | 343.0 | 310.00 | 106,330 | lbs. | \$133,976 |
| • Native | 40 | | 73.0 | 68.00 | 4,964 | lbs. | \$2,482 |
| RICE (TOTAL) | 12 | 6,832.0 | 6,339.0 | 72.00 | 456,408 | cwt. | \$6,257,354 |
| SOYBEANS (TOTAL) | 55 | 33,762.0 | 33,742.0 | 44.00 | 1,484,648 | bu. | \$17,593,079 |
| SUGARCANE (TOTAL) | * | 18,713.0 | 17,403.1 | | | | \$24,921,606 |
| • Raw Sugar | 17 | 18,713.0 | 17,403.1 | 7595.06 | 132,177,589 | lbs. | \$23,791,966 |

| | | | | | | |
|----------------------|----|----------|----------|----------|----------------------|-------------|
| • Molasses | * | 18,713.0 | 17,403.1 | 163.75 | 2,849,749 gal. | \$1,129,640 |
| VEGETABLES (TOTAL) | * | 24.0 | 24.0 | | | \$257,200 |
| • Sweet Corn (Fresh) | 7 | 20.0 | 20.0 | 600.00 | 12,000 doz. ears | \$90,000 |
| • Tomatoes (Field) | * | 4.0 | 4.0 | 1,100.00 | 4,400 lugs (20 lbs.) | \$167,200 |
| WHEAT (TOTAL) | 11 | 1,585.0 | 1,585.0 | 58.00 | 91,930 bu. | \$608,577 |

| Rapides Parish | | Fisheries & Wildlife Enterprises Production | | | | |
|--|---------------------|---|------------------|------------------|-------------------|------------------|
| Fisheries | Number of Producers | Units of Production | Units of Measure | Total Production | Measure | Gross Farm Value |
| FISHERIES & WILDLIFE ENTERPRISES (TOTAL) | * | | | | | \$14,252 |
| FUR ANIMALS (TOTAL) | * | | | 135 | pelts | \$914 |
| ALLIGATORS (WILD) (TOTAL) | * | | | 63 | number of animals | \$13,337 |

| Rapides Parish | | Animal Enterprises Production | | | | |
|----------------------------|---------------------|-------------------------------|------------------|------------------|---------|------------------|
| Animal | Number of Producers | Units of Production | Units of Measure | Total Production | Measure | Gross Farm Value |
| ANIMAL ENTERPRISES (TOTAL) | * | | | | | \$19,370,739 |
| CATTLE & CALVES (TOTAL) | 330 | 14,000 | No. Cows | | | \$12,049,592 |
| • Steer Calves | * | | | | | \$3,704,729 |
| ◦ 300-400 lbs. | * | | | 1,346 | head | \$730,582 |
| ◦ 400-500 lbs. | * | | | 2,265 | head | \$1,500,948 |
| ◦ 500-600 lbs. | * | | | 1,220 | head | \$920,746 |
| ◦ 600-700 lbs. | * | | | 655 | head | \$552,453 |
| • Heifer Calves | * | | | | | \$3,165,054 |
| ◦ 300-400 lbs. | * | | | 1,346 | head | \$611,064 |
| ◦ 400-500 lbs. | * | | | 2,265 | head | \$1,268,966 |
| ◦ 500-600 lbs. | * | | | 1,220 | head | \$802,181 |
| ◦ 600-700 lbs. | * | | | 655 | head | \$482,843 |
| • Yearling Cattle | * | | | | | \$941,738 |
| ◦ 600-700 lbs. | * | | | 650 | head | \$513,676 |
| ◦ 700-800 lbs. | * | | | 500 | head | \$428,063 |
| • Cow-Calf Pairs | * | | | 3,500 | pair | \$3,638,600 |
| • Cull Cows | * | | | 900 | head | \$413,330 |
| • Cull Bulls | * | | | 150 | head | \$186,143 |
| DAIRY (TOTAL) | * | | | | | \$1,914 |

| | | | | | |
|------------------------|-----------|------------|--------------------------|---------------|--------------------|
| • Dairy Goats | 10 | 110 | Total Adult Does | 3,300 Pounds | \$1,914 |
| HORSES (TOTAL) | * | | | | \$7,135,000 |
| • Brood Mares | * | | | | \$530,000 |
| ° Race Horses | 6 | 35 | No. Brood Mares | 35 head | \$210,000 |
| ° Show Horses | 40 | 85 | No. Brood Mares | 80 head | \$320,000 |
| • Stud Fees | * | | | | \$220,000 |
| ° Race Horses | * | 5 | No. Stallions | 50 mares bred | \$125,000 |
| ° Show Horses | * | 12 | No. Stallions | 45 mares bred | \$67,500 |
| ° Recreation Horses | * | 15 | No. Stallions | 55 mares bred | \$27,500 |
| • Race Horses | 28 | | | 115 head | \$1,150,000 |
| • Show Horses | 330 | | | 540 head | \$4,050,000 |
| • Recreation Horses | 480 | | | 790 head | \$1,185,000 |
| RABBITS (TOTAL) | * | | | | \$13,713 |
| • Fryers | 25 | 425 | No. Animals | 2,125 lbs. | \$5,313 |
| • Does | 25 | 350 | No. Animals | 2,100 lbs. | \$8,400 |
| SHEEP (TOTAL) | 8 | 120 | No. Breeding Ewes | | \$18,934 |
| • Slaughter Lambs | * | | | 35 cwt. | \$10,934 |
| • Show Lambs | * | | | 20 head | \$8,000 |
| GOATS (TOTAL) | 47 | 415 | No. Does | | \$95,196 |
| • Show Goats | * | | | 64 head | \$25,600 |
| • Slaughter Goats | * | | | 150 head | \$30,327 |
| • Stocker Goats | * | | | 150 head | \$39,269 |
| SWINE (TOTAL) | 10 | 70 | No. Sows | | \$56,391 |
| • Show Pigs | * | | | 16 head | \$6,400 |
| • Feeder Pigs | * | | | 540 head | \$20,533 |
| • Slaughter Hogs | * | | | 150 head | \$26,980 |
| • Culls | * | | | 15 head | \$2,477 |

Rapides Parish - All Enterprises (TOTAL)

\$166,293,801

| Red River Parish | | | | | Plant Enterprises Production | | |
|---|---------------------|---------------|-----------------|----------------|------------------------------|-------------------|------------------|
| Crop | Number of Producers | Planted Acres | Harvested Acres | Yield Per Acre | Total Production | Measure | Gross Farm Value |
| PLANT ENTERPRISES (TOTAL) | * | | | | | | \$22,413,585 |
| COTTON (TOTAL) | 3 | 0.0 | 0.0 | | | | |
| FORESTRY (TOTAL) | * | | | | | | \$9,909,630 |
| • Pulpwood | * | | | | | | |
| ° Pine | * | | | | 58,018 | cords | |
| ° Hardwood | * | | | | 10,147 | cords | |
| • Chip & Saw | * | | | | 14,378 | cords | |
| • Saw Timber | * | | | | | | |
| ° Pine | * | | | | 8,606,372 | board feet | |
| ° Hardwood | * | | | | 218,111 | board feet | |
| • Total Pulpwood, Chip & Saw, Saw Timber FOB Mill | * | | | | | | \$9,909,630 |
| • Total Forestry Stumpage | * | | | | | | \$3,986,645 |
| FRUITS (TOTAL) | * | | 26.5 | | | | \$119,515 |
| • Peaches | * | | 26.5 | 100.00 | 2,650 | bu. | \$119,515 |
| FEED GRAINS (TOTAL) | * | 6,877.0 | 6,877.0 | | | | \$5,874,249 |
| • Corn | 8 | 6,615.0 | 6,615.0 | 155.00 | 1,025,325 | bu. | \$5,772,580 |
| • Grain Sorghum | * | 262.0 | 262.0 | 65.00 | 17,030 | bu. | \$101,669 |
| HAY FOR SALE (TOTAL) | * | | 15,000.0 | | | | \$3,852,000 |
| • Grass | 45 | | 15,000.0 | 2.50 | 37,500 | tons | \$3,852,000 |
| HOME GARDENS (TOTAL) | * | | | | | | \$548,352 |
| PECANS (TOTAL) | * | | 204.0 | | | | \$55,445 |
| • Improved | 20 | | 163.0 | 250.00 | 40,750 | lbs. | \$51,345 |
| • Native | 30 | | 41.0 | 200.00 | 8,200 | lbs. | \$4,100 |
| SOYBEANS (TOTAL) | 8 | 2,610.0 | 2,610.0 | 45.00 | 117,450 | bu. | \$1,391,783 |
| VEGETABLES (TOTAL) | * | 137.3 | 137.3 | | | | \$662,612 |
| • Broccoli (Fresh) | * | 0.2 | 0.2 | 235.00 | 47 | cartons (20 lbs.) | \$1,410 |
| • Cabbage | * | 0.5 | 0.5 | | | | \$3,150 |
| ° Cabbage (Fresh) | * | 0.5 | 0.5 | 420.00 | 210 | sacks (50 lbs.) | \$3,150 |
| • Cantaloupe | * | 1.0 | 1.0 | 185.00 | 185 | cartons (40 lbs.) | \$6,660 |
| • Cucumber | * | 1.1 | 1.1 | | | | \$6,113 |
| ° Cucumber (Fresh) | * | 1.1 | 1.1 | 285.00 | 314 | bu. (50 lbs.) | \$6,113 |
| • Eggplant | * | 1.2 | 1.2 | 410.00 | 492 | bu. (33 lbs.) | \$7,872 |
| • Irish Potatoes | * | 3.1 | 3.1 | | | | \$38,518 |
| ° Irish Potatoes (Fresh) | * | 3.1 | 3.1 | 175.00 | 543 | cwt. | \$38,518 |

| | | | | | | |
|-------------------------|---|------|------|--------|----------------------|-----------|
| • Lima Beans | * | 5.5 | 5.5 | | | \$17,188 |
| ° Lima Beans (Fresh) | * | 5.5 | 5.5 | 100.00 | 550 bu. (32 lbs.) | \$17,188 |
| • Okra (Fresh) | * | 4.8 | 4.8 | 215.00 | 1,021 bu. | \$50,041 |
| • Onions | * | 1.8 | 1.8 | 165.00 | 297 bag (50 lbs.) | \$5,643 |
| • Peppers | * | 1.0 | 1.0 | | | \$6,300 |
| ° Jalapeno | * | 1.0 | 1.0 | | | \$6,300 |
| - Jalapeno (Fresh) | * | 1.0 | 1.0 | 175.00 | 175 bu. (25 lbs.) | \$6,300 |
| • Pumpkin (Fresh) | * | 10.0 | 10.0 | 100.00 | 1,000 cwt. | \$88,000 |
| • Snap Beans (Fresh) | * | 5.5 | 5.5 | 115.00 | 633 bu. (30 lbs.) | \$31,625 |
| • Southern Peas (Fresh) | * | 93.0 | 93.0 | 95.00 | 8,835 bu. (24 lbs.) | \$295,973 |
| • Squash (Fresh) | * | 3.4 | 3.4 | | | \$26,775 |
| ° Yellow Squash | * | 3.4 | 3.4 | 175.00 | 595 bu. (45 lbs.) | \$26,775 |
| • Sweet Corn (Fresh) | * | 2.4 | 2.4 | 420.00 | 1,008 doz. ears | \$7,560 |
| • Tomatoes (Field) | * | 1.8 | 1.8 | 900.00 | 1,620 lugs (20 lbs.) | \$61,560 |
| • Watermelon | * | 1.0 | 1.0 | 175.00 | 175 cwt. | \$8,225 |

| Red River Parish | | Fisheries & Wildlife Enterprises Production | | | | |
|--|---------------------|---|------------------|------------------|-------------------|------------------|
| Fisheries | Number of Producers | Units of Production | Units of Measure | Total Production | Measure | Gross Farm Value |
| FISHERIES & WILDLIFE ENTERPRISES (TOTAL) | * | | | | | \$1,972 |
| FUR ANIMALS (TOTAL) | * | | | 14 | pelts | \$95 |
| ALLIGATORS (WILD) (TOTAL) | * | | | 3 | number of animals | \$635 |
| HONEY (TOTAL) | 3 | 15 | No. Hives | 675 | lbs. | \$1,242 |

| Red River Parish | | Animal Enterprises Production | | | | |
|----------------------------|---------------------|-------------------------------|------------------|------------------|---------|------------------|
| Animal | Number of Producers | Units of Production | Units of Measure | Total Production | Measure | Gross Farm Value |
| ANIMAL ENTERPRISES (TOTAL) | * | | | | | \$19,733,103 |
| CATTLE & CALVES (TOTAL) | 40 | 11,500 | No. Cows | | | \$13,740,986 |
| • Steer Calves | * | | | | | \$4,361,796 |
| ° 300-400 lbs. | * | | | 1,000 | head | \$542,780 |
| ° 400-500 lbs. | * | | | 1,000 | head | \$662,670 |
| ° 500-600 lbs. | * | | | 1,975 | head | \$1,490,552 |
| ° 600-700 lbs. | * | | | 1,975 | head | \$1,665,794 |
| • Heifer Calves | * | | | | | \$3,768,748 |

| | | | | |
|-----------------------|-----|---------------------|---------------|--------------------|
| ° 300-400 lbs. | * | | 1,000 head | \$453,985 |
| ° 400-500 lbs. | * | | 1,000 head | \$560,250 |
| ° 500-600 lbs. | * | | 1,975 head | \$1,298,612 |
| ° 600-700 lbs. | * | | 1,975 head | \$1,455,901 |
| • Yearling Cattle | * | | | \$3,292,790 |
| ° 600-700 lbs. | * | | 2,000 head | \$1,580,540 |
| ° 700-800 lbs. | * | | 2,000 head | \$1,712,250 |
| • Cow-Calf Pairs | * | | 1,500 pair | \$1,559,400 |
| • Cull Cows | * | | 300 head | \$137,777 |
| • Cull Bulls | * | | 500 head | \$620,475 |
| HORSES (TOTAL) | * | | | \$5,950,000 |
| • Brood Mares | * | | | \$750,000 |
| ° Race Horses | * | 50 No. Brood Mares | 100 head | \$600,000 |
| ° Show Horses | * | 10 No. Brood Mares | 10 head | \$40,000 |
| ° Recreation Horses | 30 | 100 No. Brood Mares | 100 head | \$110,000 |
| • Stud Fees | * | | | \$175,000 |
| ° Race Horses | * | 10 No. Stallions | 50 mares bred | \$125,000 |
| ° Show Horses | * | 3 No. Stallions | 15 mares bred | \$22,500 |
| ° Recreation Horses | * | 30 No. Stallions | 55 mares bred | \$27,500 |
| • Race Horses | * | | 120 head | \$1,200,000 |
| • Show Horses | * | | 450 head | \$3,375,000 |
| • Recreation Horses | 100 | | 300 head | \$450,000 |
| GOATS (TOTAL) | 17 | 150 No. Does | | \$29,242 |
| • Show Goats | * | | 15 head | \$6,000 |
| • Slaughter Goats | * | | 35 head | \$7,076 |
| • Stocker Goats | * | | 50 head | \$13,090 |
| • Cull Goats | * | | 15 head | \$3,076 |
| SWINE (TOTAL) | 5 | 58 No. Sows | | \$12,875 |
| • Show Pigs | * | | 10 head | \$4,000 |
| • Feeder Pigs | * | | 50 head | \$1,901 |
| • Slaughter Hogs | * | | 25 head | \$4,497 |
| • Culls | * | | 15 head | \$2,477 |

Red River Parish - All Enterprises (TOTAL)

\$42,148,660

| Richland Parish | | | | | Plant Enterprises Production | | |
|---|---------------------|---------------|-----------------|----------------|------------------------------|-------------------|------------------|
| Crop | Number of Producers | Planted Acres | Harvested Acres | Yield Per Acre | Total Production | Measure | Gross Farm Value |
| PLANT ENTERPRISES (TOTAL) | * | | | | | | \$129,501,049 |
| COTTON (TOTAL) | 7 | 6,147.4 | 6,147.4 | | | | \$7,962,957 |
| • Lint - Irrigated | * | 5,697.1 | 5,697.1 | 1,240.50 | 7,067,253 | lbs. | \$5,540,726 |
| • Lint - Non-irrigated | * | 450.3 | 450.3 | 1,150.90 | 518,250 | lbs. | \$406,308 |
| • Seed - Irrigated | * | 5,697.1 | 5,697.1 | 1,984.80 | 11,307,604 | lbs. | \$1,878,193 |
| • Seed - Non-irrigated | * | 450.3 | 450.3 | 1,841.44 | 829,200 | lbs. | \$137,730 |
| FORESTRY (TOTAL) | * | 25.0 | 25.0 | | | | \$779,534 |
| • Pulpwood | * | | | | | | |
| ° Pine | * | | | | 2,695 | cords | |
| ° Hardwood | * | | | | 313 | cords | |
| • Chip & Saw | * | | | | 24 | cords | |
| • Saw Timber | * | | | | | | |
| ° Hardwood | * | | | | 456,861 | board feet | |
| • Total Pulpwood, Chip & Saw, Saw Timber FOB Mill | * | | | | | | \$509,746 |
| • Total Forestry Stumpage | * | | | | | | \$212,384 |
| • Christmas Trees | * | | | | 682 | trees | \$57,288 |
| • Forestry Seedlings | * | 25.0 | 25.0 | | 2,500,000 | seedlings (1,000) | \$212,500 |
| FEED GRAINS (TOTAL) | * | 63,139.3 | 63,065.3 | | | | \$74,985,018 |
| • Corn | 48 | 61,553.1 | 61,479.1 | 214.00 | 13,156,517 | bu. | \$74,071,189 |
| • Grain Sorghum | 5 | 1,586.2 | 1,586.2 | 96.50 | 153,070 | bu. | \$913,829 |
| HAY FOR SALE (TOTAL) | * | | 2,000.0 | | | | \$616,320 |
| • Grass | 20 | | 2,000.0 | 3.00 | 6,000 | tons | \$616,320 |
| HOME GARDENS (TOTAL) | * | | | | | | \$1,456,832 |
| NURSERY CROPS (TOTAL) | * | | 1.0 | | | | \$30,254 |
| • Fruit and Nut Trees | 4 | | 1.0 | | | acre | \$30,254 |
| PEANUTS (TOTAL) | * | 782.2 | 782.2 | 5,000.00 | 3,910,750 | lbs. | \$911,205 |
| PECANS (TOTAL) | * | | 43.0 | | | | \$21,672 |
| • Improved | * | | 43.0 | 400.00 | 17,200 | lbs. | \$21,672 |
| RICE (TOTAL) | 5 | 4,621.9 | 4,621.9 | 76.80 | 354,965 | cwt. | \$4,866,570 |
| SOYBEANS (TOTAL) | 45 | 48,335.3 | 48,335.3 | 63.00 | 3,045,123 | bu. | \$36,084,711 |
| WHEAT (TOTAL) | 10 | 3,503.7 | 3,503.7 | 77.00 | 269,785 | bu. | \$1,785,976 |

| Richland Parish | | Fisheries & Wildlife Enterprises Production | | | | |
|--|---------------------|---|------------------|------------------|-------------------|------------------|
| Fisheries | Number of Producers | Units of Production | Units of Measure | Total Production | Measure | Gross Farm Value |
| FISHERIES & WILDLIFE ENTERPRISES (TOTAL) | * | | | | | \$301,273 |
| FUR ANIMALS (TOTAL) | * | | | 27 | pelts | \$183 |
| ALLIGATORS (WILD) (TOTAL) | * | | | 59 | number of animals | \$12,490 |
| HUNTING LEASES (TOTAL) | * | | | | | \$288,600 |
| • Waterfowl | 5 | 4,000 | No. Acres Leased | | acre | \$113,600 |
| • All Other Game | 10 | 10,000 | No. Acres Leased | | acre | \$175,000 |

| Richland Parish | | Animal Enterprises Production | | | | |
|----------------------------|---------------------|-------------------------------|------------------|------------------|---------|------------------|
| Animal | Number of Producers | Units of Production | Units of Measure | Total Production | Measure | Gross Farm Value |
| ANIMAL ENTERPRISES (TOTAL) | * | | | | | \$9,376,331 |
| CATTLE & CALVES (TOTAL) | 125 | 9,857 | No. Cows | | | \$5,101,331 |
| • Steer Calves | * | | | | | \$2,386,041 |
| ◦ 300-400 lbs. | * | | | 1,087 | head | \$590,002 |
| ◦ 400-500 lbs. | * | | | 1,630 | head | \$1,080,152 |
| ◦ 500-600 lbs. | * | | | 544 | head | \$410,562 |
| ◦ 600-700 lbs. | * | | | 362 | head | \$305,325 |
| • Heifer Calves | * | | | | | \$1,810,301 |
| ◦ 300-400 lbs. | * | | | 969 | head | \$439,911 |
| ◦ 400-500 lbs. | * | | | 1,453 | head | \$814,043 |
| ◦ 500-600 lbs. | * | | | 484 | head | \$318,242 |
| ◦ 600-700 lbs. | * | | | 323 | head | \$238,104 |
| • Yearling Cattle | * | | | | | \$324,340 |
| ◦ 600-700 lbs. | * | | | 197 | head | \$155,683 |
| ◦ 700-800 lbs. | * | | | 197 | head | \$168,657 |
| • Cow-Calf Pairs | * | | | 246 | pair | \$255,742 |
| • Cull Cows | * | | | 494 | head | \$226,872 |
| • Cull Bulls | * | | | 79 | head | \$98,035 |
| HORSES (TOTAL) | * | | | | | \$4,275,000 |
| • Show Horses | 50 | | | 150 | head | \$1,125,000 |
| • Recreation Horses | 700 | | | 2,100 | head | \$3,150,000 |

Richland Parish - All Enterprises (TOTAL)

\$139,178,653

| Sabine Parish | | | | | Plant Enterprises Production | | |
|---|---------------------|---------------|-----------------|----------------------|------------------------------|------------|------------------|
| Crop | Number of Producers | Planted Acres | Harvested Acres | Yield Per Acre | Total Production | Measure | Gross Farm Value |
| PLANT ENTERPRISES (TOTAL) | * | | | | | | \$66,839,745 |
| FORESTRY (TOTAL) | * | | | | | | \$63,207,364 |
| • Pulpwood | * | | | | | | |
| ◦ Pine | * | | | | 282,085 | cords | |
| ◦ Hardwood | * | | | | 20,448 | cords | |
| • Chip & Saw | * | | | | 77,932 | cords | |
| • Saw Timber | * | | | | | | |
| ◦ Pine | * | | | | 94,611,625 | board feet | |
| ◦ Hardwood | * | | | | 1,313,051 | board feet | |
| • Total Pulpwood, Chip & Saw, Saw Timber FOB Mill | * | | | | | | \$63,207,364 |
| • Total Forestry Stumpage | * | | | | | | \$28,684,542 |
| FRUITS (TOTAL) | * | | 11.0 | | | | \$32,319 |
| • Blueberries | * | | 3.0 | 2,030.00 | 6,090 | lbs. | \$28,928 |
| • Figs | 34 | | 5.0 | 95.00 | 475 | lbs. | \$1,781 |
| • Mayhaws | * | | 3.0 | | | | \$1,610 |
| ◦ Orchard | * | | 3.0 | 268.30 | 805 | lbs. | \$1,610 |
| GREENHOUSE VEGETABLES (TOTAL) | * | | 4,000.0 | | | | \$51,500 |
| • Tomatoes | 21 | | 2,000.0 | 5.00 Yield / sq. ft. | 10,000 | lbs. | \$27,500 |
| • Cucumbers | 18 | | 2,000.0 | 6.00 Yield / sq. ft. | 12,000 | lbs. | \$24,000 |
| HAY FOR SALE (TOTAL) | * | | 3,655.0 | | | | \$1,501,766 |
| • Grass | 21 | | 3,655.0 | 4.00 | 14,620 | tons | \$1,501,766 |
| HOME GARDENS (TOTAL) | * | | | | | | \$1,618,400 |
| NURSERY CROPS (TOTAL) | * | | 2.0 | | | | \$428,397 |
| • Floraculture & Bedding Plants | 4 | | 2.0 | | | acre | \$428,397 |

| Sabine Parish | | | | Fisheries & Wildlife Enterprises Production | | |
|--|---------------------|---------------------|------------------|---|-------------------|------------------|
| Fisheries | Number of Producers | Units of Production | Units of Measure | Total Production | Measure | Gross Farm Value |
| FISHERIES & WILDLIFE ENTERPRISES (TOTAL) | * | | | | | \$6,488,845 |
| FUR ANIMALS (TOTAL) | * | | | 165 | pelts | \$1,118 |
| ALLIGATORS (WILD) (TOTAL) | * | | | 22 | number of animals | \$4,657 |

| | | | | | | |
|------------------------|----|---------|------------------|------------|--|-------------|
| HUNTING LEASES (TOTAL) | * | | | | | \$6,475,710 |
| • Waterfowl | * | 25 | No. Acres Leased | acre | | \$710 |
| • All Other Game | 47 | 370,000 | No. Acres Leased | acre | | \$6,475,000 |
| HONEY (TOTAL) | 5 | 5 | No. Hives | 4,000 lbs. | | \$7,360 |

Sabine Parish Animal Enterprises Production

| Animal | Number of Producers | Units of Production | Units of Measure | Total Production | Measure | Gross Farm Value |
|----------------------------|---------------------|---------------------|------------------|------------------|---------|------------------|
| ANIMAL ENTERPRISES (TOTAL) | * | | | | | \$3,574,121 |
| CATTLE & CALVES (TOTAL) | 102 | 2,550 | No. Cows | | | \$1,886,446 |
| • Steer Calves | * | | | | | \$813,070 |
| ◦ 300-400 lbs. | * | | | 100 | head | \$54,278 |
| ◦ 400-500 lbs. | * | | | 185 | head | \$122,594 |
| ◦ 500-600 lbs. | * | | | 425 | head | \$320,752 |
| ◦ 600-700 lbs. | * | | | 374 | head | \$315,447 |
| • Heifer Calves | * | | | | | \$704,000 |
| ◦ 300-400 lbs. | * | | | 105 | head | \$47,668 |
| ◦ 400-500 lbs. | * | | | 180 | head | \$100,845 |
| ◦ 500-600 lbs. | * | | | 430 | head | \$282,736 |
| ◦ 600-700 lbs. | * | | | 370 | head | \$272,751 |
| • Cow-Calf Pairs | * | | | 150 | pair | \$155,940 |
| • Cull Cows | * | | | 408 | head | \$187,376 |
| • Cull Bulls | * | | | 21 | head | \$26,060 |
| DAIRY (TOTAL) | * | | | | | \$742,052 |
| • Dairy Cows | * | | | | | \$741,251 |
| ◦ Milk | * | 280 | No. Adult Cows | 3,475,117 | pounds | \$629,344 |
| ◦ Bred Heifers | * | | | 6 | head | \$7,200 |
| ◦ Adult Cows | * | | | 32 | head | \$40,000 |
| ◦ Cull Cows | * | | | 81 | head | \$55,688 |
| ◦ Bull Calves | * | | | 126 | head | \$2,520 |
| ◦ Breeding Age Bulls | * | | | 5 | head | \$6,500 |
| • Dairy Goats | 3 | 12 | Total Adult Does | 1,380 | Pounds | \$800 |
| HORSES (TOTAL) | * | | | | | \$911,900 |
| • Brood Mares | * | | | | | \$226,400 |
| ◦ Show Horses | 5 | 42 | No. Brood Mares | 39 | head | \$156,000 |

| | | | | |
|------------------------|----|---------------------|---------------|-----------|
| ° Recreation Horses | 55 | 68 No. Brood Mares | 64 head | \$70,400 |
| • Stud Fees | * | | | \$10,500 |
| ° Show Horses | * | 2 No. Stallions | 2 mares bred | \$3,000 |
| ° Recreation Horses | * | 5 No. Stallions | 15 mares bred | \$7,500 |
| • Show Horses | 10 | | 50 head | \$375,000 |
| • Recreation Horses | 53 | | 200 head | \$300,000 |
| SHEEP (TOTAL) | 4 | 8 No. Breeding Ewes | | \$1,600 |
| • Show Lambs | * | | 4 head | \$1,600 |
| GOATS (TOTAL) | 15 | 80 No. Does | | \$19,149 |
| • Show Goats | * | | 6 head | \$2,400 |
| • Slaughter Goats | * | | 70 head | \$14,153 |
| • Stocker Goats | * | | 6 head | \$1,571 |
| • Cull Goats | * | | 5 head | \$1,025 |
| SWINE (TOTAL) | 5 | 19 No. Sows | | \$11,374 |
| • Show Pigs | * | | 8 head | \$3,200 |
| • Feeder Pigs | * | | 75 head | \$2,852 |
| • Slaughter Hogs | * | | 25 head | \$4,497 |
| • Culls | * | | 5 head | \$826 |
| EXOTIC ANIMALS (TOTAL) | * | | | \$1,600 |
| • Llama | * | 5 No. Animals | 4 head | \$1,600 |

Sabine Parish - All Enterprises (TOTAL)

\$76,902,711

| St. Bernard Parish | | | | | Plant Enterprises Production | | |
|---|---------------------|---------------|-----------------|----------------|------------------------------|------------|------------------|
| Crop | Number of Producers | Planted Acres | Harvested Acres | Yield Per Acre | Total Production | Measure | Gross Farm Value |
| PLANT ENTERPRISES (TOTAL) | * | | | | | | \$3,409,994 |
| FORESTRY (TOTAL) | * | | | | | | \$29,577 |
| • Chip & Saw | * | | | | 12 | cords | |
| • Saw Timber | * | | | | | | |
| ° Pine | * | | | | 87,720 | board feet | |
| • Total Pulpwood, Chip & Saw, Saw Timber FOB Mill | * | | | | | | \$29,577 |
| • Total Forestry Stumpage | * | | | | | | \$16,671 |
| FRUITS (TOTAL) | * | | 10.0 | | | | \$62,300 |
| • Citrus | * | | 10.0 | | | | \$62,300 |

| | | | | | |
|---------------------------------|---|-----|--------|---------|-------------|
| ° Navels | * | 4.0 | 140.00 | 560 bu. | \$26,880 |
| ° Satsumas | * | 4.0 | 140.00 | 560 bu. | \$22,960 |
| ° Other Citrus | * | 2.0 | 140.00 | 280 bu. | \$12,460 |
| HOME GARDENS (TOTAL) | * | | | | \$3,246,592 |
| NURSERY CROPS (TOTAL) | * | 0.8 | | | \$71,525 |
| • Floraculture & Bedding Plants | * | 0.3 | | acre | \$48,852 |
| • Woody Ornamentals | * | 0.3 | | acre | \$12,951 |
| • Foliage Plants | * | 0.3 | | acre | \$9,722 |

St. Bernard Parish Fisheries & Wildlife Enterprises Production

| Fisheries | Number of Producers | Units of Production | Units of Measure | Total Production | Measure | Gross Farm Value |
|--|---------------------|---------------------|------------------|------------------|-------------------|------------------|
| FISHERIES & WILDLIFE ENTERPRISES (TOTAL) | * | | | | | \$25,365,097 |
| AQUACULTURE (TOTAL) | * | | | | | \$4,580,626 |
| • Fish bait | * | | | 30,000 | lbs. | \$330,000 |
| • Oysters | 105 | | | 87,380 | sacks | \$4,250,626 |
| MARINE FISHERIES (TOTAL) | * | | | | | \$20,665,427 |
| • Shrimp | 275 | | | 5,172,373 | lbs. | \$7,299,769 |
| • Crabs | 247 | | | 8,382,253 | lbs. | \$13,363,826 |
| • Commercial Finfish | 72 | | | 14,247 | lbs. | \$1,832 |
| FUR ANIMALS (TOTAL) | * | | | 80 | pelts | \$542 |
| ALLIGATORS (WILD) (TOTAL) | * | | | 207 | number of animals | \$43,822 |
| HUNTING LEASES (TOTAL) | * | | | | | \$71,000 |
| • Waterfowl | 20 | 2,500 | No. Acres Leased | | acre | \$71,000 |
| HONEY (TOTAL) | 3 | 200 | No. Hives | 2,000 | lbs. | \$3,680 |

St. Bernard Parish Animal Enterprises Production

| Animal | Number of Producers | Units of Production | Units of Measure | Total Production | Measure | Gross Farm Value |
|----------------------------|---------------------|---------------------|------------------|------------------|---------|------------------|
| ANIMAL ENTERPRISES (TOTAL) | * | | | | | \$1,288,695 |
| CATTLE & CALVES (TOTAL) | 10 | 1,400 | No. Cows | | | \$1,130,195 |
| • Steer Calves | * | | | | | \$280,360 |
| ° 300-400 lbs. | * | | | 100 | head | \$54,278 |
| ° 400-500 lbs. | * | | | 100 | head | \$66,267 |
| ° 500-600 lbs. | * | | | 100 | head | \$75,471 |

| | | | | | |
|-----------------------|-----|----|-----------------|--------------|------------------|
| ° 600-700 lbs. | * | | | 100 head | \$84,344 |
| • Heifer Calves | * | | | | \$240,893 |
| ° 300-400 lbs. | * | | | 100 head | \$45,399 |
| ° 400-500 lbs. | * | | | 100 head | \$56,025 |
| ° 500-600 lbs. | * | | | 100 head | \$65,753 |
| ° 600-700 lbs. | * | | | 100 head | \$73,717 |
| • Yearling Cattle | * | | | | \$238,727 |
| ° 600-700 lbs. | * | | | 145 head | \$114,589 |
| ° 700-800 lbs. | * | | | 145 head | \$124,138 |
| • Cow-Calf Pairs | * | | | 300 pair | \$311,880 |
| • Cull Cows | * | | | 100 head | \$45,926 |
| • Cull Bulls | * | | | 10 head | \$12,410 |
| HORSES (TOTAL) | * | | | | \$158,500 |
| • Brood Mares | * | | | | \$5,500 |
| ° Recreation Horses | 4 | 20 | No. Brood Mares | 5 head | \$5,500 |
| • Stud Fees | * | | | | \$3,000 |
| ° Recreation Horses | * | 3 | No. Stallions | 6 mares bred | \$3,000 |
| • Recreation Horses | 100 | | | 100 head | \$150,000 |

St. Bernard Parish - All Enterprises (TOTAL)

\$30,063,786

| St. Charles Parish | | | | | Plant Enterprises Production | | |
|---|---------------------|---------------|-----------------|----------------|------------------------------|------------|--------------------|
| Crop | Number of Producers | Planted Acres | Harvested Acres | Yield Per Acre | Total Production | Measure | Gross Farm Value |
| PLANT ENTERPRISES (TOTAL) | * | | | | | | \$8,552,738 |
| FORESTRY (TOTAL) | * | | | | | | \$2,121 |
| • Saw Timber | * | | | | | | |
| ° Pine | * | | | | 6,759 | board feet | |
| • Total Pulpwood, Chip & Saw, Saw Timber FOB Mill | * | | | | | | \$2,121 |
| • Total Forestry Stumpage | * | | | | | | \$1,158 |
| FRUITS (TOTAL) | * | | 2.0 | | | | \$10,755 |
| • Citrus | * | | 2.0 | | | | \$10,755 |
| ° Navels | 3 | | 1.0 | 135.00 | 135 | bu. | \$6,480 |
| ° Satsumas | * | | 0.5 | 100.00 | 50 | bu. | \$2,050 |
| ° Other Citrus | * | | 0.5 | 100.00 | 50 | bu. | \$2,225 |

| | | | | | | |
|----------------------------------|----|-----------|---------|-----------------|-----------------------|-------------|
| GREENHOUSE VEGETABLES (TOTAL) | * | 130,680.0 | | | | \$2,515,590 |
| • Tomatoes | 6 | 130,680.0 | 7.00 | Yield / sq. ft. | 914,760 lbs. | \$2,515,590 |
| HAY FOR SALE (TOTAL) | * | 1,500.0 | | | | \$308,160 |
| • Grass | 18 | 1,500.0 | 2.00 | | 3,000 tons | \$308,160 |
| HOME GARDENS (TOTAL) | * | | | | | \$3,837,920 |
| NURSERY CROPS (TOTAL) | * | 0.8 | | | | \$27,350 |
| • Woody Ornamentals | * | 0.3 | | | acre | \$18,233 |
| • Foliage Plants | * | 0.5 | | | acre | \$9,117 |
| SOYBEANS (TOTAL) | * | 392.6 | 365.0 | 52.00 | 18,980 bu. | \$224,913 |
| SUGARCANE (TOTAL) | * | 1,275.8 | 1,186.5 | | | \$1,335,550 |
| • Raw Sugar | * | 1,275.8 | 1,186.5 | 5,970.00 | 7,083,405 lbs. | \$1,275,013 |
| • Molasses | * | 1,275.8 | 1,186.5 | 128.71 | 152,718 gal. | \$60,537 |
| VEGETABLES (TOTAL) | * | 111.6 | 79.4 | | | \$290,378 |
| • Beets | 4 | 0.3 | 0.3 | 180.00 | 45 doz. bunches | \$585 |
| • Broccoli (Fresh) | 5 | 3.0 | 3.0 | 200.00 | 600 cartons (20 lbs.) | \$18,000 |
| • Cabbage | * | 10.0 | 7.5 | | | \$11,250 |
| ° Cabbage (Fresh) | 10 | 10.0 | 7.5 | 100.00 | 750 sacks (50 lbs.) | \$11,250 |
| • Cantaloupe | 3 | 1.5 | 0.0 | 0.00 | cartons (40 lbs.) | |
| • Carrots | 6 | 3.0 | 3.0 | 50.00 | 150 doz. bunches | \$3,000 |
| • Cauliflower | 6 | 6.0 | 6.0 | 120.00 | 720 cartons (20 lbs.) | \$20,880 |
| • Collards | * | 0.5 | 0.5 | | | \$4,560 |
| ° Collards (Fresh) | * | 0.5 | 0.5 | 480.00 | 240 doz. bunches | \$4,560 |
| • Cucumber | * | 3.5 | 1.8 | | | \$1,536 |
| ° Cucumber (Fresh) | 6 | 3.5 | 1.8 | 45.00 | 79 bu. (50 lbs.) | \$1,536 |
| • Eggplant | 6 | 4.0 | 1.3 | 52.00 | 68 bu. (33 lbs.) | \$1,082 |
| • Garlic | * | 0.3 | 0.3 | 310.00 | 93 lbs. | \$186 |
| • Irish Potatoes | * | 3.5 | 3.5 | | | \$12,425 |
| ° Irish Potatoes (Fresh) | 5 | 3.5 | 3.5 | 50.00 | 175 cwt. | \$12,425 |
| • Mirliton | * | 0.5 | 0.5 | 0.00 | lbs. | |
| • Mustard (Fresh) | 6 | 6.0 | 3.0 | 230.00 | 690 doz. bunches | \$12,420 |
| • Okra (Fresh) | 6 | 6.0 | 3.0 | 35.00 | 105 bu. | \$5,145 |
| • Onions | 4 | 5.0 | 2.5 | 200.00 | 500 bag (50 lbs.) | \$9,500 |
| • Green Onions | 6 | 4.0 | 4.0 | 290.00 | 1,160 lbs. | \$2,610 |
| • Parsley | 5 | 1.0 | 1.0 | 180.00 | 180 doz. bunches | \$3,600 |
| • Peppers | * | 9.0 | 4.5 | | | \$9,555 |
| ° Banana | 4 | 1.0 | 0.5 | 150.00 | 75 bu. (25 lbs.) | \$2,625 |

| | | | | | | |
|----------------------|---|------|------|--------|----------------------|-----------|
| ° Bell | 6 | 8.0 | 4.0 | 70.00 | 280 bu. (28 lbs.) | \$6,930 |
| • Pumpkin (Fresh) | 3 | 6.0 | 0.0 | 0.00 | cwt. | |
| • Pumpkin - Cushaw | 3 | 2.0 | 2.0 | 0.00 | cwt. | |
| • Radish | 6 | 0.5 | 0.5 | 600.00 | 300 doz. bunches | \$3,600 |
| • Shallots | 6 | 4.0 | 4.0 | 120.00 | 480 doz. bunches | \$11,520 |
| • Spinach (Fresh) | 6 | 4.0 | 4.0 | 135.00 | 540 bu. (25 lbs.) | \$16,200 |
| • Squash (Fresh) | * | 5.0 | 5.0 | | | \$26,115 |
| ° Yellow Squash | 3 | 2.0 | 2.0 | 200.00 | 400 bu. (45 lbs.) | \$18,000 |
| ° Zucchini Squash | 4 | 2.0 | 2.0 | 60.00 | 120 bu. (45 lbs.) | \$5,400 |
| ° Winter Squash | * | 1.0 | 1.0 | 30.00 | 30 bu. (45 lbs.) | \$2,715 |
| • Sweet Corn (Fresh) | 5 | 5.0 | 0.3 | 400.00 | 100 doz. Ears | \$750 |
| • Tomatoes (Field) | 6 | 10.0 | 10.0 | 280.00 | 2,800 lugs (20 lbs.) | \$106,400 |
| • Turnips (Fresh) | 6 | 4.0 | 4.0 | 83.00 | 332 doz. bunches | \$6,640 |
| • Watermelon | 4 | 4.0 | 4.0 | 15.00 | 60 cwt. | \$2,820 |

| St. Charles Parish | | Fisheries & Wildlife Enterprises Production | | | | |
|--|---------------------|---|------------------|------------------|-------------------|------------------|
| Fisheries | Number of Producers | Units of Production | Units of Measure | Total Production | Measure | Gross Farm Value |
| FISHERIES & WILDLIFE ENTERPRISES (TOTAL) | * | | | | | \$4,329,263 |
| FRESHWATER FISHERIES (TOTAL) | * | | | | | \$82,616 |
| • Freshwater Finfish | 69 | | | 224,743 | lbs. | \$82,616 |
| MARINE FISHERIES (TOTAL) | * | | | | | \$4,151,023 |
| • Crabs | 98 | | | 2,603,665 | lbs. | \$4,151,023 |
| FUR ANIMALS (TOTAL) | * | | | 53 | pelts | \$359 |
| ALLIGATORS (WILD) (TOTAL) | * | | | 450 | number of animals | \$95,265 |

| St. Charles Parish | | Animal Enterprises Production | | | | |
|----------------------------|---------------------|-------------------------------|------------------|------------------|---------|------------------|
| Animal | Number of Producers | Units of Production | Units of Measure | Total Production | Measure | Gross Farm Value |
| ANIMAL ENTERPRISES (TOTAL) | * | | | | | \$1,860,339 |
| CATTLE & CALVES (TOTAL) | 600 | 2,550 | No. Cows | | | \$1,544,346 |
| • Steer Calves | * | | | | | \$771,377 |
| ° 300-400 lbs. | * | | | 108 | head | \$58,620 |
| ° 400-500 lbs. | * | | | 324 | head | \$214,705 |
| ° 500-600 lbs. | * | | | 423 | head | \$319,242 |

| | | | | |
|------------------------|----------|-------------------|----------------------|------------------|
| ° 600-700 lbs. | * | | 212 head | \$178,809 |
| • Heifer Calves | * | | | \$581,743 |
| ° 300-400 lbs. | * | | 92 head | \$41,767 |
| ° 400-500 lbs. | * | | 280 head | \$156,870 |
| ° 500-600 lbs. | * | | 373 head | \$245,257 |
| ° 600-700 lbs. | * | | 187 head | \$137,850 |
| • Cow-Calf Pairs | * | | 51 pair | \$53,020 |
| • Cull Cows | * | | 255 head | \$117,110 |
| • Cull Bulls | * | | 17 head | \$21,096 |
| HORSES (TOTAL) | * | | | \$295,100 |
| • Brood Mares | * | | | \$39,100 |
| ° Race Horses | 3 | 5 No. Brood Mares | 3 head | \$18,000 |
| ° Show Horses | 5 | 9 No. Brood Mares | 5 head | \$20,000 |
| ° Recreation Horses | * | 5 No. Brood Mares | 1 head | \$1,100 |
| • Stud Fees | * | | | \$11,000 |
| ° Race Horses | * | 1 No. Stallions | 3 mares bred | \$7,500 |
| ° Recreation Horses | * | 4 No. Stallions | 7 mares bred | \$3,500 |
| • Race Horses | 3 | | 5 head | \$50,000 |
| • Show Horses | 5 | | 8 head | \$60,000 |
| • Recreation Horses | 90 | | 90 head | \$135,000 |
| POULTRY (TOTAL) | * | | | \$1,170 |
| • Edible Eggs | * | 224 No. Hens | 1,300 doz. eggs sold | \$1,170 |
| GOATS (TOTAL) | * | 10 No. Does | | \$3,033 |
| • Slaughter Goats | * | | 15 head | \$3,033 |
| SWINE (TOTAL) | 4 | 15 No. Sows | | \$16,690 |
| • Show Pigs | * | | 8 head | \$3,200 |
| • Slaughter Hogs | * | | 75 head | \$13,490 |

St. Charles Parish - All Enterprises (TOTAL)

\$14,742,339

| St. Helena Parish | | | | | Plant Enterprises Production | | |
|---|---------------------|---------------|-----------------|----------------------|------------------------------|----------------|------------------|
| Crop | Number of Producers | Planted Acres | Harvested Acres | Yield Per Acre | Total Production | Measure | Gross Farm Value |
| PLANT ENTERPRISES (TOTAL) | * | | | | | | \$19,911,381 |
| FORESTRY (TOTAL) | * | | | | | | \$17,046,907 |
| • Pulpwood | * | | | | | | |
| ° Pine | * | | | | 72,072 | ords | |
| ° Hardwood | * | | | | 1,829 | ords | |
| • Chip & Saw | * | | | | 67,811 | ords | |
| • Saw Timber | * | | | | | | |
| ° Pine | * | | | | 12,158,505 | board feet | |
| ° Hardwood | * | | | | 475,139 | board feet | |
| • Total Pulpwood, Chip & Saw, Saw Timber FOB Mill | * | | | | | | \$17,046,907 |
| • Total Forestry Stumpage | * | | | | | | \$7,452,287 |
| GREENHOUSE VEGETABLES (TOTAL) | * | | 22,000.0 | | | | \$314,600 |
| • Tomatoes | * | | 22,000.0 | 5.20 Yield / sq. ft. | 114,400 | lbs. | \$314,600 |
| HAY FOR SALE (TOTAL) | * | | 8,200.0 | | | | \$1,558,262 |
| • Grass | 150 | | 8,200.0 | 1.85 | 15,170 | tons | \$1,558,262 |
| HOME GARDENS (TOTAL) | * | | | | | | \$799,680 |
| NURSERY CROPS (TOTAL) | * | | 0.3 | | | | \$28,560 |
| • Floraculture & Bedding Plants | * | | 0.3 | | | acre | \$28,560 |
| VEGETABLES (TOTAL) | * | 10.5 | 10.5 | | | | \$163,373 |
| • Collards | * | 2.0 | 2.0 | | | | \$43,700 |
| ° Collards (Fresh) | 4 | 2.0 | 2.0 | 1,150.00 | 2,300 | doz. bunches | \$43,700 |
| • Mustard (Fresh) | 4 | 2.0 | 2.0 | 575.00 | 1,150 | doz. bunches | \$20,700 |
| • Okra (Fresh) | 4 | 2.0 | 2.0 | 150.00 | 300 | bu. | \$14,700 |
| • Snap Beans (Fresh) | 4 | 1.0 | 1.0 | 170.00 | 170 | bu. (30 lbs.) | \$8,500 |
| • Southern Peas (Fresh) | 5 | 1.0 | 1.0 | 135.00 | 135 | bu. (24 lbs.) | \$4,523 |
| • Tomatoes (Field) | * | 2.5 | 2.5 | 750.00 | 1,875 | lugs (20 lbs.) | \$71,250 |

| St. Helena Parish | | | | | Fisheries & Wildlife Enterprises Production | | |
|--|---------------------|---------------------|------------------|--|---|---------|------------------|
| Fisheries | Number of Producers | Units of Production | Units of Measure | | Total Production | Measure | Gross Farm Value |
| FISHERIES & WILDLIFE ENTERPRISES (TOTAL) | * | | | | | | \$3,241,564 |
| FUR ANIMALS (TOTAL) | * | | | | 16 | pelts | \$108 |
| HUNTING LEASES (TOTAL) | * | | | | | | \$3,237,500 |
| • All Other Game | 500 | 185,000 | No. Acres Leased | | | acre | \$3,237,500 |

| | | | | |
|---------------|----|--------------|------------|---------|
| HONEY (TOTAL) | 10 | 43 No. Hives | 2,150 lbs. | \$3,956 |
|---------------|----|--------------|------------|---------|

St. Helena Parish Animal Enterprises Production

| Animal | Number of Producers | Units of Production | Units of Measure | Total Production | Measure | Gross Farm Value |
|------------------------------------|---------------------|---------------------|------------------|------------------|---------|------------------|
| ANIMAL ENTERPRISES (TOTAL) | * | | | | | \$9,264,022 |
| CATTLE & CALVES (TOTAL) | 225 | 10,600 | No. Cows | | | \$6,463,041 |
| • Steer Calves | * | | | | | \$3,246,932 |
| ◦ 300-400 lbs. | * | | | 449 | head | \$243,708 |
| ◦ 400-500 lbs. | * | | | 1,346 | head | \$891,954 |
| ◦ 500-600 lbs. | * | | | 1,795 | head | \$1,354,704 |
| ◦ 600-700 lbs. | * | | | 897 | head | \$756,566 |
| • Heifer Calves | * | | | | | \$2,420,796 |
| ◦ 300-400 lbs. | * | | | 388 | head | \$176,146 |
| ◦ 400-500 lbs. | * | | | 1,164 | head | \$652,131 |
| ◦ 500-600 lbs. | * | | | 1,552 | head | \$1,020,479 |
| ◦ 600-700 lbs. | * | | | 776 | head | \$572,040 |
| • Cow-Calf Pairs | * | | | 212 | pair | \$220,395 |
| • Cull Cows | * | | | 1,060 | head | \$486,810 |
| • Cull Bulls | * | | | 71 | head | \$88,107 |
| DAIRY (TOTAL) | * | | | | | \$1,948,674 |
| • Dairy Cows | * | | | | | \$1,948,674 |
| ◦ Milk | 7 | 680 | No. Adult Cows | 9,652,012 | pounds | \$1,747,979 |
| ◦ Bred Heifers | * | | | 17 | head | \$20,400 |
| ◦ Adult Cows | * | | | 36 | head | \$45,000 |
| ◦ Cull Cows | * | | | 186 | head | \$127,875 |
| ◦ Bull Calves | * | | | 306 | head | \$6,120 |
| ◦ Breeding Age Bulls | * | | | 1 | head | \$1,300 |
| HORSES (TOTAL) | * | | | | | \$777,500 |
| • Brood Mares | * | | | | | \$27,500 |
| ◦ Recreation Horses | 19 | 30 | No. Brood Mares | 25 | head | \$27,500 |
| • Recreation Horses | 350 | | | 500 | head | \$750,000 |
| GOATS (TOTAL) | 20 | 280 | No. Does | | | \$74,807 |
| • Slaughter Goats | * | | | 370 | head | \$74,807 |

St. Helena Parish - All Enterprises (TOTAL) \$32,416,968

| St. James Parish | | | | | Plant Enterprises Production | | |
|-------------------------------|---------------------|---------------|-----------------|----------------------|------------------------------|-------------------|------------------|
| Crop | Number of Producers | Planted Acres | Harvested Acres | Yield Per Acre | Total Production | Measure | Gross Farm Value |
| PLANT ENTERPRISES (TOTAL) | * | | | | | | \$42,941,041 |
| FRUITS (TOTAL) | * | | 7.0 | | | | \$55,740 |
| • Citrus | * | | 7.0 | | | | \$55,740 |
| ◦ Navels | 3 | | 4.0 | 175.00 | 700 | bu. | \$33,600 |
| ◦ Satsumas | 3 | | 3.0 | 180.00 | 540 | bu. | \$22,140 |
| GREENHOUSE VEGETABLES (TOTAL) | * | | 18,600.0 | | | | \$255,750 |
| • Tomatoes | * | | 18,600.0 | 5.00 Yield / sq. ft. | 93,000 | lbs. | \$255,750 |
| HAY FOR SALE (TOTAL) | * | | 2,000.0 | | | | \$380,064 |
| • Grass | 10 | | 2,000.0 | 1.85 | 3,700 | tons | \$380,064 |
| HOME GARDENS (TOTAL) | * | | | | | | \$1,449,216 |
| SOYBEANS (TOTAL) | 4 | 2,391.0 | 2,050.0 | 53.00 | 108,650 | bu. | \$1,287,503 |
| SUGARCANE (TOTAL) | * | 25,902.8 | 24,089.6 | | | | \$39,061,260 |
| • Raw Sugar | 16 | 25,902.8 | 24,089.6 | 8,600.00 | 207,170,560 | lbs. | \$37,290,701 |
| • Molasses | * | 25,902.8 | 24,089.6 | 185.42 | 4,466,597 | gal. | \$1,770,559 |
| TOBACCO (PERIQUE) (TOTAL) | 27 | 75.0 | 75.0 | 230.00 | 17,250 | lbs | \$207,000 |
| VEGETABLES (TOTAL) | * | 18.3 | 18.3 | | | | \$244,509 |
| • Beets | * | 0.1 | 0.1 | 380.00 | 38 | doz. bunches | \$494 |
| • Broccoli (Fresh) | * | 0.4 | 0.4 | 300.00 | 120 | cartons (20 lbs.) | \$3,600 |
| • Cabbage | * | 0.5 | 0.5 | | | | \$3,375 |
| ◦ Cabbage (Fresh) | * | 0.5 | 0.5 | 450.00 | 225 | sacks (50 lbs.) | \$3,375 |
| • Cantaloupe | 3 | 0.8 | 0.8 | 240.00 | 180 | cartons (40 lbs.) | \$6,480 |
| • Cauliflower | * | 0.5 | 0.5 | 250.00 | 125 | cartons (20 lbs.) | \$3,625 |
| • Cucumber | * | 1.0 | 1.0 | | | | \$6,435 |
| ◦ Cucumber (Fresh) | 5 | 1.0 | 1.0 | 330.00 | 330 | bu. (50 lbs.) | \$6,435 |
| • Irish Potatoes | * | 1.0 | 1.0 | | | | \$12,780 |
| ◦ Irish Potatoes (Fresh) | 4 | 1.0 | 1.0 | 180.00 | 180 | cwt. | \$12,780 |
| • Mustard (Fresh) | 5 | 1.0 | 1.0 | 580.00 | 580 | doz. bunches | \$10,440 |
| • Okra (Fresh) | 4 | 1.0 | 1.0 | 200.00 | 200 | bu. | \$9,800 |
| • Peppers | * | 1.0 | 1.0 | | | | \$21,780 |
| ◦ Bell | 5 | 1.0 | 1.0 | 880.00 | 880 | bu. (28 lbs.) | \$21,780 |
| • Shallots | 5 | 1.0 | 1.0 | 225.00 | 225 | doz. bunches | \$5,400 |
| • Snap Beans (Fresh) | 4 | 1.0 | 1.0 | 150.00 | 150 | bu. (30 lbs.) | \$7,500 |
| • Southern Peas (Fresh) | 4 | 1.0 | 1.0 | 100.00 | 100 | bu. (24 lbs.) | \$3,350 |

| | | | | | | |
|----------------------|---|-----|-----|----------|----------------------|-----------|
| • Squash (Fresh) | * | 1.5 | 1.5 | | | \$5,400 |
| ° Yellow Squash | 3 | 1.0 | 1.0 | 70.00 | 70 bu. (45 lbs.) | \$3,150 |
| ° Zucchini Squash | * | 0.5 | 0.5 | 100.00 | 50 bu. (45 lbs.) | \$2,250 |
| • Sweet Corn (Fresh) | 5 | 2.0 | 2.0 | 550.00 | 1,100 doz. ears | \$8,250 |
| • Tomatoes (Field) | 5 | 2.0 | 2.0 | 1,400.00 | 2,800 lugs (20 lbs.) | \$106,400 |
| • Turnips (Fresh) | * | 0.5 | 0.5 | 590.00 | 295 doz. bunches | \$5,900 |
| • Watermelon | 5 | 2.0 | 2.0 | 250.00 | 500 cwt. | \$23,500 |

| St. James Parish | | Fisheries & Wildlife Enterprises Production | | | | |
|--|---------------------|---|------------------|------------------|-------------------|------------------|
| Fisheries | Number of Producers | Units of Production | Units of Measure | Total Production | Measure | Gross Farm Value |
| FISHERIES & WILDLIFE ENTERPRISES (TOTAL) | * | | | | | \$2,620,884 |
| AQUACULTURE (TOTAL) | * | | | | | \$1,577,000 |
| • Crawfish (Farm) | 7 | 2,200 | Acres in Prod. | 950,000 | lbs. | \$1,577,000 |
| FRESHWATER FISHERIES (TOTAL) | * | | | | | \$114,259 |
| • Freshwater Finfish | 28 | | | 310,824 | lbs. | \$114,259 |
| MARINE FISHERIES (TOTAL) | * | | | | | \$40,135 |
| • Crabs | 36 | | | 25,174 | lbs. | \$40,135 |
| FUR ANIMALS (TOTAL) | * | | | 14 | pelts | \$95 |
| ALLIGATORS (WILD) (TOTAL) | * | | | 68 | number of animals | \$14,396 |
| HUNTING LEASES (TOTAL) | * | | | | | \$875,000 |
| • All Other Game | 16 | 50,000 | No. Acres Leased | | acre | \$875,000 |

| St. James Parish | | Animal Enterprises Production | | | | |
|----------------------------|---------------------|-------------------------------|------------------|------------------|---------|------------------|
| Animal | Number of Producers | Units of Production | Units of Measure | Total Production | Measure | Gross Farm Value |
| ANIMAL ENTERPRISES (TOTAL) | * | | | | | \$602,992 |
| CATTLE & CALVES (TOTAL) | 15 | 250 | No. Cows | | | \$152,557 |
| • Steer Calves | * | | | | | \$76,586 |
| ° 300-400 lbs. | * | | | 11 | head | \$5,971 |
| ° 400-500 lbs. | * | | | 32 | head | \$21,205 |
| ° 500-600 lbs. | * | | | 42 | head | \$31,698 |
| ° 600-700 lbs. | * | | | 21 | head | \$17,712 |
| • Heifer Calves | * | | | | | \$56,810 |
| ° 300-400 lbs. | * | | | 9 | head | \$4,086 |

| | | | | |
|-----------------------|-----|----------------------|---------------|------------------|
| ° 400-500 lbs. | * | | 27 head | \$15,127 |
| ° 500-600 lbs. | * | | 37 head | \$24,328 |
| ° 600-700 lbs. | * | | 18 head | \$13,269 |
| • Cow-Calf Pairs | * | | 5 pair | \$5,198 |
| • Cull Cows | * | | 25 head | \$11,481 |
| • Cull Bulls | * | | 2 head | \$2,482 |
| HORSES (TOTAL) | * | | | \$354,000 |
| • Brood Mares | * | | | \$44,000 |
| ° Recreation Horses | 20 | 80 No. Brood Mares | 40 head | \$44,000 |
| • Stud Fees | * | | | \$10,000 |
| ° Recreation Horses | * | 3 No. Stallions | 20 mares bred | \$10,000 |
| • Recreation Horses | 115 | | 200 head | \$300,000 |
| SHEEP (TOTAL) | * | 10 No. Breeding Ewes | | \$5,126 |
| • Slaughter Lambs | * | | 5 cwt. | \$1,562 |
| • Show Lambs | * | | 8 head | \$3,200 |
| • Cull Sheep | * | | 2 head | \$364 |
| GOATS (TOTAL) | * | 15 No. Does | | \$8,000 |
| • Show Goats | * | | 20 head | \$8,000 |
| SWINE (TOTAL) | 10 | 40 No. Sows | | \$83,308 |
| • Show Pigs | * | | 160 head | \$64,000 |
| • Slaughter Hogs | * | | 100 head | \$17,987 |
| • Culls | * | | 8 head | \$1,321 |

St. James Parish - All Enterprises (TOTAL)

\$46,164,917

| St. John Parish | | | | | Plant Enterprises Production | | |
|---------------------------------|---------------------|---------------|-----------------|----------------|------------------------------|-------------------|------------------|
| Crop | Number of Producers | Planted Acres | Harvested Acres | Yield Per Acre | Total Production | Measure | Gross Farm Value |
| PLANT ENTERPRISES (TOTAL) | * | | | | | | \$11,545,604 |
| FRUITS (TOTAL) | * | | 2.0 | | | | \$4,491 |
| • Citrus | * | | 2.0 | | | | \$4,491 |
| ◦ Navels | * | | 0.5 | 60.00 | 30 | bu. | \$1,440 |
| ◦ Satsumas | * | | 1.0 | 50.00 | 50 | bu. | \$2,050 |
| ◦ Other Citrus | * | | 0.5 | 45.00 | 23 | bu. | \$1,001 |
| HAY FOR SALE (TOTAL) | * | | 1,215.0 | | | | \$280,811 |
| • Grass | 4 | | 1,215.0 | 2.25 | 2,734 | tons | \$280,811 |
| HOME GARDENS (TOTAL) | * | | | | | | \$3,077,408 |
| NURSERY CROPS (TOTAL) | * | | 1.5 | | | | \$309,909 |
| • Floraculture & Bedding Plants | * | | 0.5 | | | acre | \$285,598 |
| • Woody Ornamentals | * | | 0.5 | | | acre | \$12,155 |
| • Foliage Plants | * | | 0.5 | | | acre | \$12,155 |
| PECANS (TOTAL) | * | | 4.0 | | | | \$302 |
| • Improved | * | | 4.0 | 60.00 | 240 | lbs. | \$302 |
| SOYBEANS (TOTAL) | * | 359.0 | 325.0 | 51.00 | 16,575 | bu. | \$196,414 |
| SUGARCANE (TOTAL) | * | 6,500.4 | 6,045.4 | | | | \$7,451,716 |
| • Raw Sugar | 6 | 6,500.4 | 6,045.4 | 6,537.52 | 39,521,923 | lbs. | \$7,113,946 |
| • Molasses | * | 6,500.4 | 6,045.4 | 140.95 | 852,093 | gal. | \$337,770 |
| VEGETABLES (TOTAL) | * | 18.0 | 17.0 | | | | \$224,553 |
| • Beets | * | 0.5 | 0.5 | 230.00 | 115 | doz. bunches | \$1,495 |
| • Broccoli (Fresh) | * | 1.0 | 1.0 | 355.00 | 355 | cartons (20 lbs.) | \$10,650 |
| • Cabbage | * | 1.0 | | | | | \$6,000 |
| ◦ Cabbage (Fresh) | * | 1.0 | 1.0 | 400.00 | 400 | sacks (50 lbs.) | \$6,000 |
| • Carrots | * | 1.0 | 1.0 | 310.00 | 310 | doz. bunches | \$6,200 |
| • Cauliflower | * | 1.0 | 1.0 | 375.00 | 375 | cartons (20 lbs.) | \$10,875 |
| • Collards | * | 1.0 | 1.0 | | | | \$6,270 |
| ◦ Collards (Fresh) | * | 1.0 | 1.0 | 330.00 | 330 | doz. bunches | \$6,270 |
| • Cucumber | * | 1.0 | 1.0 | | | | \$8,190 |
| ◦ Cucumber (Fresh) | * | 1.0 | 1.0 | 420.00 | 420 | bu. (50 lbs.) | \$8,190 |
| • Eggplant | * | 1.0 | 1.0 | 335.00 | 335 | bu. (33 lbs.) | \$5,360 |
| • Mustard (Fresh) | * | 1.0 | 1.0 | 545.00 | 545 | doz. bunches | \$9,810 |
| • Okra (Fresh) | * | 1.5 | 1.5 | 565.00 | 848 | bu. | \$41,528 |
| • Green Onions | * | 1.0 | 1.0 | 590.00 | 590 | lbs. | \$1,328 |

| | | | | | | |
|----------------------|---|-----|-----|----------|----------------------|----------|
| • Peppers | * | 1.0 | 1.0 | | | \$6,386 |
| ° Bell | * | 1.0 | 1.0 | 258.00 | 258 bu. (28 lbs.) | \$6,386 |
| • Shallots | * | 1.0 | 1.0 | 855.00 | 855 doz. bunches | \$20,520 |
| • Squash (Fresh) | * | 2.5 | 2.5 | | | \$31,700 |
| ° Yellow Squash | * | 1.0 | 1.0 | 21.00 | 21 bu. (45 lbs.) | \$945 |
| ° Zucchini Squash | * | 1.0 | 1.0 | 241.00 | 241 bu. (45 lbs.) | \$10,845 |
| ° Winter Squash | * | 0.5 | 0.5 | 440.00 | 220 bu. (45 lbs.) | \$19,910 |
| • Sweet Corn (Fresh) | * | 1.0 | 1.0 | 235.00 | 235 doz. ears | \$1,763 |
| • Tomatoes (Field) | * | 1.0 | 1.0 | 1,175.00 | 1,175 lugs (20 lbs.) | \$44,650 |
| • Turnips (Fresh) | * | 0.5 | 0.5 | 1,183.00 | 592 doz. bunches | \$11,830 |

| St. John Parish | | Fisheries & Wildlife Enterprises Production | | | | |
|--|---------------------|---|------------------|------------------|-------------------|------------------|
| Fisheries | Number of Producers | Units of Production | Units of Measure | Total Production | Measure | Gross Farm Value |
| FISHERIES & WILDLIFE ENTERPRISES (TOTAL) | * | | | | | \$21,470 |
| FUR ANIMALS (TOTAL) | * | | | 13 | pelts | \$88 |
| ALLIGATORS (WILD) (TOTAL) | * | | | 101 | number of animals | \$21,382 |

| St. John Parish | | Animal Enterprises Production | | | | |
|----------------------------|---------------------|-------------------------------|------------------|------------------|---------|------------------|
| Animal | Number of Producers | Units of Production | Units of Measure | Total Production | Measure | Gross Farm Value |
| ANIMAL ENTERPRISES (TOTAL) | * | | | | | \$510,052 |
| CATTLE & CALVES (TOTAL) | 15 | 495 | No. Cows | | | \$301,353 |
| • Steer Calves | * | | | | | \$151,967 |
| ° 300-400 lbs. | * | | | 21 | head | \$11,398 |
| ° 400-500 lbs. | * | | | 63 | head | \$41,748 |
| ° 500-600 lbs. | * | | | 84 | head | \$63,396 |
| ° 600-700 lbs. | * | | | 42 | head | \$35,424 |
| • Heifer Calves | * | | | | | \$112,305 |
| ° 300-400 lbs. | * | | | 18 | head | \$8,172 |
| ° 400-500 lbs. | * | | | 54 | head | \$30,254 |
| ° 500-600 lbs. | * | | | 72 | head | \$47,342 |
| ° 600-700 lbs. | * | | | 36 | head | \$26,538 |
| • Cow-Calf Pairs | * | | | 10 | pair | \$10,396 |
| • Cull Cows | * | | | 50 | head | \$22,963 |

| | | | | | |
|-----------------------|----------|---|-----------------|--------------|------------------|
| • Cull Bulls | * | | | 3 head | \$3,723 |
| HORSES (TOTAL) | * | | | | \$205,700 |
| • Brood Mares | * | | | | \$18,200 |
| ° Race Horses | 3 | 5 | No. Brood Mares | 2 head | \$12,000 |
| ° Show Horses | * | 3 | No. Brood Mares | 1 head | \$4,000 |
| ° Recreation Horses | * | 4 | No. Brood Mares | 2 head | \$2,200 |
| • Stud Fees | * | | | | \$4,500 |
| ° Recreation Horses | * | 3 | No. Stallions | 9 mares bred | \$4,500 |
| • Race Horses | 5 | | | 9 head | \$90,000 |
| • Show Horses | 8 | | | 8 head | \$60,000 |
| • Recreation Horses | 15 | | | 22 head | \$33,000 |
| SWINE (TOTAL) | * | 4 | No. Sows | | \$2,999 |
| • Show Pigs | * | | | 3 head | \$1,200 |
| • Slaughter Hogs | * | | | 10 head | \$1,799 |

St. John Parish - All Enterprises (TOTAL)

\$12,077,126

| St. Landry Parish | | | | | Plant Enterprises Production | | |
|---|---------------------|---------------|-----------------|----------------|------------------------------|------------|----------------------|
| Crop | Number of Producers | Planted Acres | Harvested Acres | Yield Per Acre | Total Production | Measure | Gross Farm Value |
| PLANT ENTERPRISES (TOTAL) | * | | | | | | \$119,069,737 |
| FORESTRY (TOTAL) | * | | | | | | \$1,691,178 |
| • Pulpwood | * | | | | | | |
| ° Pine | * | | | | 5,002 | cords | |
| ° Hardwood | * | | | | 2,328 | cords | |
| • Chip & Saw | * | | | | 243 | cords | |
| • Saw Timber | * | | | | | | |
| ° Pine | * | | | | 1,011,203 | board feet | |
| ° Hardwood | * | | | | 1,251,019 | board feet | |
| • Total Pulpwood, Chip & Saw, Saw Timber FOB Mill | * | | | | | | \$1,691,178 |
| • Total Forestry Stumpage | * | | | | | | \$737,712 |
| FEED GRAINS (TOTAL) | * | 12,583.9 | 11,363.0 | | | | \$9,323,751 |
| • Corn | 18 | 6,370.0 | 5,729.2 | 190.00 | 1,088,552 | bu. | \$6,128,547 |
| • Grain Sorghum | 6 | 6,213.9 | 5,633.8 | 95.00 | 535,210 | bu. | \$3,195,204 |
| HAY FOR SALE (TOTAL) | * | | 20,464.3 | | | | \$7,357,307 |

| | | | | | | | |
|--------------------------|-----|----------|----------|----------|--|----------------------|--------------|
| • Grass | 250 | | 20,464.3 | 3.50 | | 71,625 tons | \$7,357,307 |
| HOME GARDENS (TOTAL) | * | | | | | | \$6,025,888 |
| NURSERY CROPS (TOTAL) | * | | 25.0 | | | | \$1,823,324 |
| • Woody Ornamentals | * | | 25.0 | | | acre | \$1,823,324 |
| PECANS (TOTAL) | * | | 75.0 | | | | \$1,875 |
| • Native | 150 | | 75.0 | 50.00 | | 3,750 lbs. | \$1,875 |
| RICE (TOTAL) | 45 | 24,754.8 | 24,754.8 | 69.70 | | 1,725,407 cwt. | \$23,655,336 |
| SOYBEANS (TOTAL) | 140 | 71,963.4 | 71,826.9 | 44.00 | | 3,160,384 bu. | \$37,450,546 |
| SUGARCANE (TOTAL) | * | 26,649.1 | 24,783.6 | | | | \$30,099,655 |
| • Raw Sugar | 30 | 26,649.1 | 24,783.6 | 6,441.38 | | 159,640,585 lbs. | \$28,735,305 |
| • Molasses | * | 26,649.1 | 24,783.6 | 138.88 | | 3,441,851 gal. | \$1,364,350 |
| VEGETABLES (TOTAL) | * | 106.0 | 106.0 | | | | \$1,037,090 |
| • Irish Potatoes | * | 4.0 | 4.0 | | | | \$32,660 |
| ° Irish Potatoes (Fresh) | 25 | 4.0 | 4.0 | 115.00 | | 460 cwt. | \$32,660 |
| • Mustard (Fresh) | 40 | 8.0 | 8.0 | 225.00 | | 1,800 doz. bunches | \$32,400 |
| • Okra (Fresh) | 30 | 25.0 | 25.0 | 375.00 | | 9,375 bu. | \$459,375 |
| • Sweet Corn (Fresh) | 30 | 45.0 | 45.0 | 720.00 | | 32,400 doz. ears | \$243,000 |
| • Tomatoes (Field) | 12 | 9.0 | 9.0 | 650.00 | | 5,850 lugs (20 lbs.) | \$222,300 |
| • Turnips (Fresh) | 30 | 12.0 | 12.0 | 165.00 | | 1,980 doz. bunches | \$39,600 |
| • Watermelon | * | 3.0 | 3.0 | 55.00 | | 165 cwt. | \$7,755 |
| WHEAT (TOTAL) | 3 | 1,140.1 | 1,140.1 | 80.00 | | 91,206 bu. | \$603,786 |

| St. Landry Parish | | | Fisheries & Wildlife Enterprises Production | | | |
|--|---------------------|---------------------|---|------------------|-------------------|------------------|
| Fisheries | Number of Producers | Units of Production | Units of Measure | Total Production | Measure | Gross Farm Value |
| FISHERIES & WILDLIFE ENTERPRISES (TOTAL) | * | | | | | \$24,511,681 |
| AQUACULTURE (TOTAL) | * | | | | | \$20,432,624 |
| • Crawfish (Farm) | 275 | 20,000 | Acres in Prod. | 12,000,000 | lbs. | \$19,920,000 |
| • Alligators (Farm) | * | | | 2,576 | number of animals | \$512,624 |
| FRESHWATER FISHERIES (TOTAL) | * | | | | | \$287,590 |
| • Freshwater Finfish | 101 | | | 782,345 | lbs. | \$287,590 |
| MARINE FISHERIES (TOTAL) | * | | | | | \$7,841 |
| • Crabs | 7 | | | 4,918 | lbs. | \$7,841 |
| FUR ANIMALS (TOTAL) | * | | | 90 | pelts | \$610 |
| ALLIGATORS (WILD) (TOTAL) | * | | | 104 | number of animals | \$22,017 |

| | | | | | | |
|------------------------|-----|---------|------------------|------|--|-------------|
| HUNTING LEASES (TOTAL) | * | | | | | \$3,761,000 |
| • Waterfowl | 150 | 40,000 | No. Acres Leased | acre | | \$1,136,000 |
| • All Other Game | 95 | 150,000 | No. Acres Leased | acre | | \$2,625,000 |

| St. Landry Parish | | | Animal Enterprises Production | | | |
|----------------------------|---------------------|---------------------|-------------------------------|------------------|------------|------------------|
| Animal | Number of Producers | Units of Production | Units of Measure | Total Production | Measure | Gross Farm Value |
| ANIMAL ENTERPRISES (TOTAL) | * | | | | | \$27,480,124 |
| CATTLE & CALVES (TOTAL) | 445 | 14,250 | No. Cows | | | \$11,098,432 |
| • Steer Calves | * | | | | | \$4,107,653 |
| ◦ 300-400 lbs. | * | | | 855 | head | \$464,077 |
| ◦ 400-500 lbs. | * | | | 2,138 | head | \$1,416,788 |
| ◦ 500-600 lbs. | * | | | 1,995 | head | \$1,505,646 |
| ◦ 600-700 lbs. | * | | | 855 | head | \$721,141 |
| • Heifer Calves | * | | | | | \$3,499,709 |
| ◦ 300-400 lbs. | * | | | 855 | head | \$388,157 |
| ◦ 400-500 lbs. | * | | | 1,753 | head | \$982,118 |
| ◦ 500-600 lbs. | * | | | 2,280 | head | \$1,499,157 |
| ◦ 600-700 lbs. | * | | | 855 | head | \$630,276 |
| • Yearling Cattle | * | | | | | \$1,017,604 |
| ◦ 600-700 lbs. | * | | | 577 | head | \$455,986 |
| ◦ 700-800 lbs. | * | | | 656 | head | \$561,618 |
| • Cow-Calf Pairs | * | | | 1,557 | pair | \$1,618,657 |
| • Cull Cows | * | | | 1,737 | head | \$797,726 |
| • Cull Bulls | * | | | 46 | head | \$57,084 |
| DAIRY (TOTAL) | * | | | | | \$46 |
| • Dairy Goats | 4 | 56 | Total Adult Does | 80 | Pounds | \$46 |
| HORSES (TOTAL) | * | | | | | \$16,237,000 |
| • Brood Mares | * | | | | | \$3,062,000 |
| ◦ Race Horses | 260 | 285 | No. Brood Mares | 285 | head | \$1,710,000 |
| ◦ Show Horses | 25 | 85 | No. Brood Mares | 85 | head | \$340,000 |
| ◦ Recreation Horses | 775 | 920 | No. Brood Mares | 920 | head | \$1,012,000 |
| • Stud Fees | * | | | | | \$4,325,000 |
| ◦ Race Horses | * | 85 | No. Stallions | 1,700 | mares bred | \$4,250,000 |

| | | | | |
|----------------------|-----------|------------------------------|---------------|-----------------|
| ° Show Horses | * | 8 No. Stallions | 35 mares bred | \$52,500 |
| ° Recreation Horses | * | 40 No. Stallions | 45 mares bred | \$22,500 |
| • Race Horses | 250 | | 750 head | \$7,500,000 |
| • Show Horses | 20 | | 40 head | \$300,000 |
| • Recreation Horses | 680 | | 700 head | \$1,050,000 |
| SHEEP (TOTAL) | 20 | 125 No. Breeding Ewes | | \$45,702 |
| • Wool | * | 110 No. Sheared | 225 lbs. | \$180 |
| • Slaughter Lambs | * | | 60 cwt. | \$18,745 |
| • Feeder Lambs | * | | 28 cwt. | \$5,570 |
| • Show Lambs | * | | 6 head | \$2,400 |
| • Stocker Sheep | * | | 40 head | \$9,702 |
| • Cull Sheep | * | | 50 head | \$9,106 |
| GOATS (TOTAL) | 50 | 475 No. Does | | \$64,693 |
| • Show Goats | * | | 10 head | \$4,000 |
| • Slaughter Goats | * | | 45 head | \$9,098 |
| • Stocker Goats | * | | 60 head | \$15,707 |
| • Cull Goats | * | | 175 head | \$35,887 |
| SWINE (TOTAL) | 10 | 360 No. Sows | | \$34,251 |
| • Show Pigs | * | | 2 head | \$800 |
| • Feeder Pigs | * | | 65 head | \$2,472 |
| • Slaughter Hogs | * | | 85 head | \$15,289 |
| • Culls | * | | 95 head | \$15,690 |

St. Landry Parish - All Enterprises (TOTAL)

\$171,061,542

| St. Martin Parish | | | | | Plant Enterprises Production | | |
|---|---------------------|---------------|-----------------|----------------|------------------------------|---------------|------------------|
| Crop | Number of Producers | Planted Acres | Harvested Acres | Yield Per Acre | Total Production | Measure | Gross Farm Value |
| PLANT ENTERPRISES (TOTAL) | * | | | | | | \$56,455,964 |
| FORESTRY (TOTAL) | * | | | | | | \$68,802 |
| • Pulpwood | * | | | | | | |
| ◦ Pine | * | | | | 11 | cords | |
| • Saw Timber | * | | | | | | |
| ◦ Hardwood | * | | | | 117,144 | board feet | |
| • Total Pulpwood, Chip & Saw, Saw Timber FOB Mill | * | | | | | | \$68,802 |
| • Total Forestry Stumpage | * | | | | | | \$34,112 |
| FRUITS (TOTAL) | * | | 6.6 | | | | \$22,361 |
| • Blackberries | * | | 2.0 | 1,100.00 | 2,200 | pints | \$11,220 |
| • Blueberries | * | | 1.0 | 1,300.00 | 1,300 | lbs. | \$6,175 |
| • Citrus | * | | 2.6 | | | | \$466 |
| ◦ Navels | 5 | | 0.3 | 2.00 | 1 | bu. | \$29 |
| ◦ Satsumas | 10 | | 2.0 | 5.00 | 10 | bu. | \$410 |
| ◦ Other Citrus | 5 | | 0.3 | 2.00 | 1 | bu. | \$27 |
| • Figs | 10 | | 1.0 | 1,200.00 | 1,200 | lbs. | \$4,500 |
| HAY FOR SALE (TOTAL) | * | | 4,800.0 | | | | \$739,584 |
| • Grass | 45 | | 4,800.0 | 1.50 | 7,200 | tons | \$739,584 |
| HOME GARDENS (TOTAL) | * | | | | | | \$3,776,992 |
| NURSERY CROPS (TOTAL) | * | | 0.3 | | | | \$80,516 |
| • Floraculture & Bedding Plants | * | | 0.1 | | | acre | \$71,399 |
| • Woody Ornamentals | * | | 0.1 | | | acre | \$4,558 |
| • Foliage Plants | * | | 0.1 | | | acre | \$4,558 |
| PECANS (TOTAL) | * | | 350.0 | | | | \$33,250 |
| • Native | 850 | | 350.0 | 190.00 | 66,500 | lbs. | \$33,250 |
| RICE (TOTAL) | 6 | 4,705.1 | 4,705.1 | 72.00 | 338,768 | cwt. | \$4,644,508 |
| SOYBEANS (TOTAL) | 9 | 3,533.5 | 3,456.0 | 35.00 | 120,960 | bu. | \$1,433,376 |
| SUGARCANE (TOTAL) | * | 32,016.9 | 29,775.7 | | | | \$45,116,821 |
| • Raw Sugar | 19 | 32,016.9 | 29,775.7 | 8,036.34 | 239,287,649 | lbs. | \$43,071,777 |
| • Molasses | * | 32,016.9 | 29,775.7 | 173.26 | 5,159,042 | gal. | \$2,045,044 |
| SWEET POTATOES (TOTAL) | * | 3.1 | 3.1 | 95.00 | 293 | bu. (50 lbs.) | \$6,584 |
| • Sweet Potatoes (Canning) | * | 3.1 | 3.1 | 0.00 | | bu. (50 lbs.) | |
| • Sweet Potatoes (Fresh) | * | 3.1 | 3.1 | 95.00 | 293 | bu. (50 lbs.) | \$6,584 |

| | | | | | | |
|-------------------------------|----------|-------------|-------------|--------|----------------------|------------------|
| • Sweet Potatoes (Processing) | * | 3.1 | 3.1 | 0.00 | bu. (50 lbs.) | |
| VEGETABLES (TOTAL) | * | 87.3 | 82.5 | | | \$533,171 |
| • Cabbage | * | 0.3 | 0.3 | | | \$169 |
| ° Cabbage (Fresh) | 5 | 0.3 | 0.3 | 45.00 | 11 sacks (50 lbs.) | \$169 |
| • Mustard (Fresh) | 3 | 5.0 | 0.3 | 35.00 | 9 doz. bunches | \$158 |
| • Okra (Fresh) | 25 | 51.0 | 51.0 | 155.00 | 7,905 bu. | \$387,345 |
| • Sweet Corn (Fresh) | 12 | 28.0 | 28.0 | 245.00 | 6,860 doz. ears | \$51,450 |
| • Tomatoes (Field) | 11 | 3.0 | 3.0 | 825.00 | 2,475 lugs (20 lbs.) | \$94,050 |

| St. Martin Parish | | Fisheries & Wildlife Enterprises Production | | | | |
|---|---------------------|---|------------------|------------------|-------------------|---------------------|
| Fisheries | Number of Producers | Units of Production | Units of Measure | Total Production | Measure | Gross Farm Value |
| FISHERIES & WILDLIFE ENTERPRISES (TOTAL) | * | | | | | \$21,337,624 |
| AQUACULTURE (TOTAL) | * | | | | | \$15,031,300 |
| • Crawfish (Farm) | 205 | 18,110 | Acres in Prod. | 9,055,000 | lbs. | \$15,031,300 |
| FRESHWATER FISHERIES (TOTAL) | * | | | | | \$1,894,526 |
| • Crawfish (Wild) | 290 | | | 956,252 | lbs. | \$1,323,548 |
| • Freshwater Finfish | 136 | | | 1,553,260 | lbs. | \$570,978 |
| MARINE FISHERIES (TOTAL) | * | | | | | \$11,168 |
| • Crabs | 32 | | | 7,005 | lbs. | \$11,168 |
| FUR ANIMALS (TOTAL) | * | | | 32 | pelts | \$217 |
| ALLIGATORS (WILD) (TOTAL) | * | | | 499 | number of animals | \$105,638 |
| HUNTING LEASES (TOTAL) | * | | | | | \$3,792,584 |
| • Waterfowl | 42 | 22,010 | No. Acres Leased | | acre | \$625,084 |
| • All Other Game | 183 | 181,000 | No. Acres Leased | | acre | \$3,167,500 |
| HONEY (TOTAL) | 13 | 3,899 | No. Hives | 272,930 | lbs. | \$502,191 |

| St. Martin Parish | | Animal Enterprises Production | | | | |
|------------------------------------|---------------------|-------------------------------|------------------|------------------|---------|--------------------|
| Animal | Number of Producers | Units of Production | Units of Measure | Total Production | Measure | Gross Farm Value |
| ANIMAL ENTERPRISES (TOTAL) | * | | | | | \$7,010,672 |
| CATTLE & CALVES (TOTAL) | 98 | 1,750 | No. Cows | | | \$1,195,790 |
| • Steer Calves | * | | | | | \$468,120 |
| ° 300-400 lbs. | * | | | 173 | head | \$93,901 |

| | | | | |
|---------------------|-----|---------------------|-------------------------------|-------------|
| ° 400-500 lbs. | * | | 226 head | \$149,763 |
| ° 500-600 lbs. | * | | 227 head | \$171,319 |
| ° 600-700 lbs. | * | | 63 head | \$53,137 |
| • Heifer Calves | * | | | \$160,645 |
| ° 300-400 lbs. | * | | 85 head | \$38,589 |
| ° 400-500 lbs. | * | | 109 head | \$61,067 |
| ° 500-600 lbs. | * | | 58 head | \$38,136 |
| ° 600-700 lbs. | * | | 31 head | \$22,852 |
| • Yearling Cattle | * | | | \$161,742 |
| ° 600-700 lbs. | * | | 105 head | \$82,978 |
| ° 700-800 lbs. | * | | 92 head | \$78,764 |
| • Cow-Calf Pairs | * | | 264 pair | \$274,454 |
| • Cull Cows | * | | 193 head | \$88,636 |
| • Cull Bulls | * | | 34 head | \$42,192 |
| DAIRY (TOTAL) | * | | | \$10,649 |
| • Dairy Goats | * | 17 Total Adult Does | 18,360 Pounds | \$10,649 |
| HORSES (TOTAL) | * | | | \$5,510,200 |
| • Brood Mares | * | | | \$1,045,700 |
| ° Race Horses | 14 | 224 No. Brood Mares | 149 head | \$894,000 |
| ° Show Horses | 5 | 16 No. Brood Mares | 14 head | \$56,000 |
| ° Recreation Horses | 86 | 21 No. Brood Mares | 87 head | \$95,700 |
| • Stud Fees | * | | | \$1,527,500 |
| ° Race Horses | * | 8 No. Stallions | 598 mares bred | \$1,495,000 |
| ° Show Horses | * | 4 No. Stallions | 14 mares bred | \$21,000 |
| ° Recreation Horses | * | 4 No. Stallions | 23 mares bred | \$11,500 |
| • Race Horses | 22 | | 201 head | \$2,010,000 |
| • Show Horses | 14 | | 24 head | \$180,000 |
| • Recreation Horses | 276 | | 498 head | \$747,000 |
| POULTRY (TOTAL) | * | | | \$12,350 |
| • Broilers | 45 | | 3,600 lbs. | \$3,672 |
| • Edible Eggs | 215 | 1,210 No. Hens | 2,050 doz. eggs sold | \$1,845 |
| • Breeder Flocks | 5 | 98 No. Birds | 1,100 doz. hatching eggs sold | \$3,168 |
| • Pullets | 12 | | 210 each | \$3,665 |
| RABBITS (TOTAL) | * | | | \$16,002 |
| • Fryers | 37 | 2,526 No. Animals | 5,100 lbs. | \$12,750 |
| • Does | 28 | 401 No. Animals | 813 lbs. | \$3,252 |

| | | | | | |
|----------------------|-----------|------------|--------------------------|----------|------------------|
| SHEEP (TOTAL) | 27 | 710 | No. Breeding Ewes | | \$55,106 |
| • Slaughter Lambs | * | | | 53 cwt. | \$16,558 |
| • Feeder Lambs | * | | | 55 cwt. | \$10,941 |
| • Stocker Sheep | * | | | 47 head | \$11,400 |
| • Cull Sheep | * | | | 89 head | \$16,208 |
| GOATS (TOTAL) | 11 | 580 | No. Does | | \$180,004 |
| • Show Goats | * | | | 9 head | \$3,600 |
| • Slaughter Goats | * | | | 193 head | \$39,021 |
| • Stocker Goats | * | | | 430 head | \$112,570 |
| • Cull Goats | * | | | 121 head | \$24,813 |
| SWINE (TOTAL) | 14 | 31 | No. Sows | | \$30,572 |
| • Show Pigs | * | | | 18 head | \$7,200 |
| • Feeder Pigs | * | | | 151 head | \$5,742 |
| • Slaughter Hogs | * | | | 87 head | \$15,649 |
| • Culls | * | | | 12 head | \$1,982 |

St. Martin Parish - All Enterprises (TOTAL)

\$84,804,261

| St. Mary Parish | | | | | Plant Enterprises Production | | |
|---|----------------------------|----------------------|------------------------|-----------------------|-------------------------------------|----------------|-------------------------|
| Crop | Number of Producers | Planted Acres | Harvested Acres | Yield Per Acre | Total Production | Measure | Gross Farm Value |
| PLANT ENTERPRISES (TOTAL) | * | | | | | | \$66,353,935 |
| FORESTRY (TOTAL) | * | | | | | | \$12,508 |
| • Saw Timber | * | | | | | | |
| ◦ Hardwood | * | | | | 17,588 | board feet | |
| • Total Pulpwood, Chip & Saw, Saw Timber FOB Mill | * | | | | | | \$9,988 |
| • Total Forestry Stumpage | * | | | | | | \$5,106 |
| • Christmas Trees | * | | | | 30 | trees | \$2,520 |
| FRUITS (TOTAL) | * | | 12.0 | | | | \$39,450 |
| • Blackberries | * | | 1.0 | 2,500.00 | 2,500 | pints | \$12,750 |
| • Citrus | * | | 11.0 | | | | \$26,700 |
| ◦ Navels | * | | 6.0 | 50.00 | 300 | bu. | \$14,400 |
| ◦ Satsumas | * | | 5.0 | 60.00 | 300 | bu. | \$12,300 |
| HOME GARDENS (TOTAL) | * | | | | | | \$3,528,928 |

| | | | | | | |
|----------------------|----|----------|----------|----------|----------------------|--------------|
| PECANS (TOTAL) | * | | 20.0 | | | \$4,000 |
| • Native | 55 | | 20.0 | 400.00 | 8,000 lbs. | \$4,000 |
| SOYBEANS (TOTAL) | 4 | 2,095.0 | 2,095.0 | 38.00 | 79,610 bu. | \$943,374 |
| SUGARCANE (TOTAL) | * | 45,973.0 | 42,754.9 | | | \$61,613,425 |
| • Raw Sugar | 24 | 45,973.0 | 42,754.9 | 7,643.13 | 326,781,259 lbs. | \$58,820,627 |
| • Molasses | * | 45,973.0 | 42,754.9 | 164.79 | 7,045,404 gal. | \$2,792,798 |
| VEGETABLES (TOTAL) | * | 17.0 | 17.0 | | | \$212,250 |
| • Sweet Corn (Fresh) | * | 12.0 | 12.0 | 300.00 | 3,600 doz. ears | \$27,000 |
| • Tomatoes (Field) | 22 | 5.0 | 5.0 | 975.00 | 4,875 lugs (20 lbs.) | \$185,250 |

| St. Mary Parish | | Fisheries & Wildlife Enterprises Production | | | | |
|--|---------------------|---|------------------|------------------|-------------------|------------------|
| Fisheries | Number of Producers | Units of Production | Units of Measure | Total Production | Measure | Gross Farm Value |
| FISHERIES & WILDLIFE ENTERPRISES (TOTAL) | * | | | | | \$7,920,915 |
| FRESHWATER FISHERIES (TOTAL) | * | | | | | \$5,012,592 |
| • Crawfish (Wild) | 323 | | | 3,321,277 | lbs. | \$4,596,979 |
| • Freshwater Finfish | 136 | | | 1,130,611 | lbs. | \$415,613 |
| MARINE FISHERIES (TOTAL) | * | | | | | \$2,675,976 |
| • Shrimp | 144 | | | 184,166 | lbs. | \$259,914 |
| • Crabs | 132 | | | 1,490,113 | lbs. | \$2,375,687 |
| • Commercial Finfish | 147 | | | 313,963 | lbs. | \$40,376 |
| FUR ANIMALS (TOTAL) | * | | | 168 | pelts | \$1,138 |
| ALLIGATORS (WILD) (TOTAL) | * | | | 1,040 | number of animals | \$220,168 |
| HONEY (TOTAL) | 8 | 80 | No. Hives | 6,000 | lbs. | \$11,040 |

| St. Mary Parish | | Animal Enterprises Production | | | | |
|----------------------------|---------------------|-------------------------------|------------------|------------------|---------|------------------|
| Animal | Number of Producers | Units of Production | Units of Measure | Total Production | Measure | Gross Farm Value |
| ANIMAL ENTERPRISES (TOTAL) | * | | | | | \$957,679 |
| CATTLE & CALVES (TOTAL) | 15 | 800 | No. Cows | | | \$359,615 |
| • Steer Calves | * | | | | | \$165,417 |
| ° 300-400 lbs. | * | | | 91 | head | \$49,393 |
| ° 400-500 lbs. | * | | | 130 | head | \$86,147 |
| ° 500-600 lbs. | * | | | 34 | head | \$25,660 |
| ° 600-700 lbs. | * | | | 5 | head | \$4,217 |

| | | | | | |
|------------------------|-----------|-----------|-----------------|---------------|------------------|
| • Heifer Calves | * | | | | \$122,616 |
| ° 300-400 lbs. | * | | | 63 head | \$28,601 |
| ° 400-500 lbs. | * | | | 114 head | \$63,869 |
| ° 500-600 lbs. | * | | | 38 head | \$24,986 |
| ° 600-700 lbs. | * | | | 7 head | \$5,160 |
| • Yearling Cattle | * | | | | \$22,325 |
| ° 600-700 lbs. | * | | | 12 head | \$9,483 |
| ° 700-800 lbs. | * | | | 15 head | \$12,842 |
| • Cow-Calf Pairs | * | | | 10 pair | \$10,396 |
| • Cull Cows | * | | | 63 head | \$28,933 |
| • Cull Bulls | * | | | 8 head | \$9,928 |
| HORSES (TOTAL) | * | | | | \$518,000 |
| • Brood Mares | * | | | | \$164,000 |
| ° Show Horses | 7 | 11 | No. Brood Mares | 8 head | \$32,000 |
| ° Recreation Horses | 110 | 445 | No. Brood Mares | 120 head | \$132,000 |
| • Stud Fees | * | | | | \$21,000 |
| ° Recreation Horses | * | 8 | No. Stallions | 42 mares bred | \$21,000 |
| • Show Horses | 15 | | | 15 head | \$112,500 |
| • Recreation Horses | 110 | | | 147 head | \$220,500 |
| RABBITS (TOTAL) | * | | | | \$6,032 |
| • Fryers | 6 | 160 | No. Animals | 928 lbs. | \$2,320 |
| • Does | 6 | 160 | No. Animals | 928 lbs. | \$3,712 |
| GOATS (TOTAL) | 25 | 50 | No. Does | | \$10,701 |
| • Show Goats | * | | | 10 head | \$4,000 |
| • Slaughter Goats | * | | | 23 head | \$4,650 |
| • Cull Goats | * | | | 10 head | \$2,051 |
| SWINE (TOTAL) | 10 | 30 | No. Sows | | \$63,332 |
| • Show Pigs | * | | | 99 head | \$39,600 |
| • Feeder Pigs | * | | | 123 head | \$4,677 |
| • Slaughter Hogs | * | | | 94 head | \$16,908 |
| • Culls | * | | | 13 head | \$2,147 |

St. Mary Parish - All Enterprises (TOTAL)

\$75,232,529

| St. Tammany Parish | | | | | Plant Enterprises Production | | |
|---|---------------------|---------------|-----------------|----------------|------------------------------|------------|------------------|
| Crop | Number of Producers | Planted Acres | Harvested Acres | Yield Per Acre | Total Production | Measure | Gross Farm Value |
| PLANT ENTERPRISES (TOTAL) | * | | | | | | \$35,862,733 |
| FORESTRY (TOTAL) | * | | | | | | \$2,193,948 |
| • Pulpwood | * | | | | | | |
| ° Pine | * | | | | 12,202 | cords | |
| ° Hardwood | * | | | | 203 | cords | |
| • Chip & Saw | * | | | | 4,456 | cords | |
| • Saw Timber | * | | | | | | |
| ° Pine | * | | | | 2,435,240 | board feet | |
| ° Hardwood | * | | | | 24,744 | board feet | |
| • Total Pulpwood, Chip & Saw, Saw Timber FOB Mill | * | | | | | | \$2,193,948 |
| • Total Forestry Stumpage | * | | | | | | \$914,003 |
| FRUITS (TOTAL) | * | 3.0 | 81.0 | | | | \$2,162,785 |
| • Blackberries | 5 | | 2.0 | 13,500.00 | 27,000 | pints | \$137,700 |
| • Blueberries | 26 | | 50.0 | 6,600.00 | 330,000 | lbs. | \$1,567,500 |
| • Citrus | * | | 7.0 | | | | \$111,850 |
| ° Navels | 3 | | 1.0 | 300.00 | 300 | bu. | \$14,400 |
| ° Satsumas | 12 | | 4.0 | 350.00 | 1,400 | bu. | \$57,400 |
| ° Other Citrus | 5 | | 2.0 | 450.00 | 900 | bu. | \$40,050 |
| • Figs | 5 | | 4.0 | 450.00 | 1,800 | lbs. | \$6,750 |
| • Mayhaws | * | | 3.0 | | | | \$13,200 |
| ° Native | 5 | | 3.0 | 1,600.00 | 4,800 | lbs. | \$13,200 |
| • Muscadines | * | | 8.0 | | | | \$140,800 |
| ° Muscadines (Fresh) | 8 | | 8.0 | 1,600.00 | 12,800 | gals | \$140,800 |
| • Peaches | 3 | | 2.0 | 100.00 | 200 | bu. | \$9,020 |
| • Pears | 3 | | 2.0 | 150.00 | 300 | bu. | \$5,925 |
| • Strawberries | 3 | 3.0 | 3.0 | 2,180.00 | 6,540 | flats | \$170,040 |
| HAY FOR SALE (TOTAL) | * | | 600.0 | | | | \$61,632 |
| • Grass | 12 | | 600.0 | 1.00 | 600 | tons | \$61,632 |
| HOME GARDENS (TOTAL) | * | | | | | | \$19,778,752 |
| NURSERY CROPS (TOTAL) | * | | 125.0 | | | | \$9,209,194 |
| • Fruit and Nut Trees | 4 | | 10.0 | | | acre | \$63,028 |
| • Floraculture & Bedding Plants | 20 | | 75.0 | | | acre | \$4,283,968 |
| • Woody Ornamentals | 10 | | 30.0 | | | acre | \$4,558,311 |
| • Foliage Plants | 10 | | 10.0 | | | acre | \$303,887 |

| | | | | | | |
|------------------------|----|------|-------|----------|-------------------------|-------------|
| SOD PRODUCTION (TOTAL) | * | | 250.0 | | acre | \$1,776,000 |
| VEGETABLES (TOTAL) | * | 53.0 | 53.0 | | | \$680,421 |
| • Beets | * | 1.0 | 1.0 | 400.00 | 400 doz. bunches | \$5,200 |
| • Broccoli (Fresh) | 5 | 2.0 | 2.0 | 275.00 | 550 cartons (20 lbs.) | \$16,500 |
| • Cabbage | * | 2.0 | 2.0 | | | \$16,500 |
| ° Cabbage (Fresh) | 5 | 2.0 | 2.0 | 550.00 | 1,100 sacks (50 lbs.) | \$16,500 |
| • Cantaloupe | 6 | 4.0 | 4.0 | 800.00 | 3,200 cartons (40 lbs.) | \$115,200 |
| • Carrots | 4 | 2.0 | 2.0 | 20.00 | 40 doz. bunches | \$800 |
| • Cauliflower | 5 | 2.0 | 2.0 | 800.00 | 1,600 cartons (20 lbs.) | \$46,400 |
| • Cucumber | * | 2.0 | 2.0 | | | \$13,650 |
| ° Cucumber (Fresh) | 12 | 2.0 | 2.0 | 350.00 | 700 bu. (50 lbs.) | \$13,650 |
| • Garlic | * | 1.0 | 1.0 | 4,000.00 | 4,000 lbs. | \$8,000 |
| • Lima Beans | * | 1.0 | 1.0 | | | \$781 |
| ° Lima Beans (Fresh) | 5 | 1.0 | 1.0 | 25.00 | 25 bu. (32 lbs.) | \$781 |
| • Mirliton | 5 | 1.0 | 1.0 | 2,000.00 | 2,000 lbs. | \$6,500 |
| • Mustard (Fresh) | 5 | 2.0 | 2.0 | 1,000.00 | 2,000 doz. bunches | \$36,000 |
| • Onions | * | 1.0 | 1.0 | 400.00 | 400 bag (50 lbs.) | \$7,600 |
| • Peppers | * | 4.0 | 4.0 | | | \$39,600 |
| ° Bell | 12 | 4.0 | 4.0 | 400.00 | 1,600 bu. (28 lbs.) | \$39,600 |
| • Shallots | 12 | 1.0 | 1.0 | 100.00 | 100 doz. bunches | \$2,400 |
| • Squash (Fresh) | * | 7.0 | 7.0 | | | \$78,750 |
| ° Yellow Squash | 12 | 4.0 | 4.0 | 250.00 | 1,000 bu. (45 lbs.) | \$45,000 |
| ° Zucchini Squash | 6 | 3.0 | 3.0 | 250.00 | 750 bu. (45 lbs.) | \$33,750 |
| • Sweet Corn (Fresh) | 12 | 4.0 | 4.0 | 250.00 | 1,000 doz. ears | \$7,500 |
| • Tomatoes (Field) | 8 | 4.0 | 4.0 | 500.00 | 2,000 lugs (20 lbs.) | \$76,000 |
| • Watermelon | 9 | 12.0 | 12.0 | 360.00 | 4,320 cwt. | \$203,040 |

| St. Tammany Parish | | Fisheries & Wildlife Enterprises Production | | | | |
|--|---------------------|---|------------------|------------------|-------------------|------------------|
| Fisheries | Number of Producers | Units of Production | Units of Measure | Total Production | Measure | Gross Farm Value |
| FISHERIES & WILDLIFE ENTERPRISES (TOTAL) | * | | | | | \$18,689,838 |
| AQUACULTURE (TOTAL) | * | | | | | \$7,848,560 |
| • Alligators (Farm) | * | | | 39,440 | number of animals | \$7,848,560 |
| FRESHWATER FISHERIES (TOTAL) | * | | | | | \$5,715 |
| • Freshwater Finfish | 26 | | | 15,547 | lbs. | \$5,715 |

| | | | | | |
|---------------------------|-----|--------|------------------|-----------------------|-------------|
| MARINE FISHERIES (TOTAL) | * | | | | \$8,825,687 |
| • Shrimp | 162 | | | 1,984,813 lbs. | \$2,801,166 |
| • Crabs | 160 | | | 3,768,093 lbs. | \$6,007,470 |
| • Commercial Finfish | 67 | | | 132,585 lbs. | \$17,050 |
| FUR ANIMALS (TOTAL) | * | | | 119 pelts | \$806 |
| ALLIGATORS (WILD) (TOTAL) | * | | | 194 number of animals | \$41,070 |
| HUNTING LEASES (TOTAL) | * | | | | \$1,968,000 |
| • Waterfowl | 8 | 20,000 | No. Acres Leased | acre | \$568,000 |
| • All Other Game | 15 | 80,000 | No. Acres Leased | acre | \$1,400,000 |

| St. Tammany Parish | | | | Animal Enterprises Production | | |
|----------------------------|---------------------|---------------------|------------------|-------------------------------|------------|------------------|
| Animal | Number of Producers | Units of Production | Units of Measure | Total Production | Measure | Gross Farm Value |
| ANIMAL ENTERPRISES (TOTAL) | * | | | | | \$49,386,259 |
| CATTLE & CALVES (TOTAL) | 170 | 3,950 | No. Cows | | | \$2,409,021 |
| • Steer Calves | * | | | | | \$1,209,915 |
| ◦ 300-400 lbs. | * | | | 167 | head | \$90,644 |
| ◦ 400-500 lbs. | * | | | 502 | head | \$332,660 |
| ◦ 500-600 lbs. | * | | | 669 | head | \$504,901 |
| ◦ 600-700 lbs. | * | | | 334 | head | \$281,709 |
| • Heifer Calves | * | | | | | \$902,066 |
| ◦ 300-400 lbs. | * | | | 145 | head | \$65,828 |
| ◦ 400-500 lbs. | * | | | 434 | head | \$243,149 |
| ◦ 500-600 lbs. | * | | | 578 | head | \$380,049 |
| ◦ 600-700 lbs. | * | | | 289 | head | \$213,041 |
| • Cow-Calf Pairs | * | | | 79 | pair | \$82,128 |
| • Cull Cows | * | | | 395 | head | \$181,406 |
| • Cull Bulls | * | | | 27 | head | \$33,506 |
| HORSES (TOTAL) | * | | | | | \$46,720,000 |
| • Brood Mares | * | | | | | \$11,370,000 |
| ◦ Race Horses | 280 | 1,250 | No. Brood Mares | 1,300 | head | \$7,800,000 |
| ◦ Show Horses | 110 | 800 | No. Brood Mares | 700 | head | \$2,800,000 |
| ◦ Recreation Horses | 170 | 1,750 | No. Brood Mares | 700 | head | \$770,000 |
| • Stud Fees | * | | | | | \$3,050,000 |
| ◦ Race Horses | * | 150 | No. Stallions | 1,000 | mares bred | \$2,500,000 |

| | | | | | | |
|----------------------|-----------|------------|--------------------------|-------|------------|------------------|
| ° Show Horses | * | 100 | No. Stallions | 200 | mares bred | \$300,000 |
| ° Recreation Horses | * | 25 | No. Stallions | 500 | mares bred | \$250,000 |
| • Race Horses | 90 | | | 2,000 | head | \$20,000,000 |
| • Show Horses | 375 | | | 1,500 | head | \$11,250,000 |
| • Recreation Horses | 500 | | | 700 | head | \$1,050,000 |
| SHEEP (TOTAL) | 10 | 275 | No. Breeding Ewes | | | \$50,413 |
| • Wool | * | 50 | No. Sheared | 750 | lbs. | \$600 |
| • Feeder Lambs | * | | | 70 | cwt. | \$13,925 |
| • Show Lambs | * | | | 70 | head | \$28,000 |
| • Stocker Sheep | * | | | 10 | head | \$2,426 |
| • Cull Sheep | * | | | 30 | head | \$5,463 |
| GOATS (TOTAL) | 50 | 500 | No. Does | | | \$163,372 |
| • Show Goats | * | | | 50 | head | \$20,000 |
| • Slaughter Goats | * | | | 650 | head | \$131,417 |
| • Stocker Goats | * | | | 30 | head | \$7,854 |
| • Cull Goats | * | | | 20 | head | \$4,101 |
| SWINE (TOTAL) | 10 | 50 | No. Sows | | | \$43,452 |
| • Show Pigs | * | | | 75 | head | \$30,000 |
| • Feeder Pigs | * | | | 125 | head | \$4,753 |
| • Slaughter Hogs | * | | | 30 | head | \$5,396 |
| • Culls | * | | | 20 | head | \$3,303 |

St. Tammany Parish - All Enterprises (TOTAL)

\$103,938,829

| Tangipahoa Parish | | | | | Plant Enterprises Production | | |
|---|---------------------|---------------|-----------------|----------------------|------------------------------|-----------------|------------------|
| Crop | Number of Producers | Planted Acres | Harvested Acres | Yield Per Acre | Total Production | Measure | Gross Farm Value |
| PLANT ENTERPRISES (TOTAL) | * | | | | | | \$41,357,385 |
| FORESTRY (TOTAL) | * | | | | | | \$7,850,064 |
| • Pulpwood | * | | | | | | |
| ° Pine | * | | | | 46,738 | cords | |
| ° Hardwood | * | | | | 1,451 | cords | |
| • Chip & Saw | * | | | | 19,473 | cords | |
| • Saw Timber | * | | | | | | |
| ° Pine | * | | | | 4,958,832 | board feet | |
| ° Hardwood | * | | | | 345,676 | board feet | |
| • Total Pulpwood, Chip & Saw, Saw Timber FOB Mill | * | | | | | | \$7,694,064 |
| • Total Forestry Stumpage | * | | | | | | \$3,138,920 |
| • Christmas Trees | * | | | | 250 | trees | \$21,000 |
| • Pine Straw | * | | | | 45,000 | bales (40 lbs.) | \$135,000 |
| FRUITS (TOTAL) | * | 150.0 | 169.5 | | | | \$8,058,693 |
| • Blackberries | * | | 1.0 | 6,000.00 | 6,000 | pints | \$30,600 |
| • Blueberries | 8 | | 10.0 | 4,500.00 | 45,000 | lbs. | \$213,750 |
| • Figs | * | | 4.0 | 375.00 | 1,500 | lbs. | \$5,625 |
| • Muscadines | * | | 4.0 | | | | \$6,688 |
| ° Muscadines (Commercial) | * | | 4.0 | 8.00 | 32 | tons | \$6,688 |
| • Peaches | * | | 0.5 | 90.00 | 45 | bu. | \$2,030 |
| • Strawberries | 15 | 150.0 | 150.0 | 2,000.00 | 300,000 | flats | \$7,800,000 |
| FEED GRAINS (TOTAL) | * | 706.0 | 706.0 | | | | \$481,102 |
| • Corn | 8 | 520.0 | 520.0 | 150.00 | 78,000 | bu. | \$439,140 |
| • Oats | * | 186.0 | 186.0 | 60.00 | 11,160 | bu. | \$41,962 |
| GREENHOUSE VEGETABLES (TOTAL) | * | | 475.0 | | | | \$28,500 |
| • Other | * | | 4,750.0 | 2.00 Yield / sq. ft. | 9,500 | lbs. | \$28,500 |
| HAY FOR SALE (TOTAL) | * | | 3,400.0 | | | | \$646,109 |
| • Grass | 50 | | 3,400.0 | 1.85 | 6,290 | tons | \$646,109 |
| HOME GARDENS (TOTAL) | * | | | | | | \$9,923,104 |
| NURSERY CROPS (TOTAL) | * | | 199.0 | | | | \$6,646,636 |
| • Fruit and Nut Trees | 12 | | 5.0 | | | acre | \$1,260,570 |
| • Floraculture & Bedding Plants | 16 | | 35.0 | | | acre | \$3,427,174 |
| • Woody Ornamentals | 23 | | 157.0 | | | acre | \$1,655,004 |

| | | | | | | |
|-------------------------------|----|-------|-------|----------|-------------------------|-------------|
| • Foliage Plants | 12 | | 2.0 | | acre | \$303,887 |
| SOYBEANS (TOTAL) | 5 | 560.0 | 325.0 | 35.00 | 11,375 bu. | \$134,794 |
| SWEET POTATOES (TOTAL) | 4 | 1.0 | 1.0 | 175.00 | 175 bu. (50 lbs.) | \$3,938 |
| • Sweet Potatoes (Canning) | * | 1.0 | 1.0 | | bu. (50 lbs.) | |
| • Sweet Potatoes (Fresh) | * | 1.0 | 1.0 | 175.00 | 175 bu. (50 lbs.) | \$3,938 |
| • Sweet Potatoes (Processing) | * | 1.0 | 1.0 | | bu. (50 lbs.) | |
| VEGETABLES (TOTAL) | * | 550.5 | 546.5 | | | \$7,556,743 |
| • Broccoli (Fresh) | 5 | 10.0 | 10.0 | 250.00 | 2,500 cartons (20 lbs.) | \$75,000 |
| • Cabbage | * | 120.0 | 120.0 | | | \$1,170,000 |
| ° Cabbage (Fresh) | 7 | 120.0 | 120.0 | 650.00 | 78,000 sacks (50 lbs.) | \$1,170,000 |
| • Cantaloupe | 5 | 4.0 | 4.0 | 260.00 | 1,040 cartons (40 lbs.) | \$37,440 |
| • Carrots | 3 | 1.0 | 1.0 | 225.00 | 225 doz. bunches | \$4,500 |
| • Cauliflower | 5 | 10.0 | 10.0 | 400.00 | 4,000 cartons (20 lbs.) | \$116,000 |
| • Collards | * | 6.0 | 6.0 | | | \$59,850 |
| ° Collards (Fresh) | 10 | 6.0 | 6.0 | 525.00 | 3,150 doz. bunches | \$59,850 |
| • Cucumber | * | 100.0 | 100.0 | | | \$546,000 |
| ° Cucumber (Fresh) | 11 | 100.0 | 100.0 | 280.00 | 28,000 bu. (50 lbs.) | \$546,000 |
| • Eggplant | 4 | 20.0 | 20.0 | 670.00 | 13,400 bu. (33 lbs.) | \$214,400 |
| • Garlic | 3 | 1.0 | 1.0 | 2,500.00 | 2,500 lbs. | \$5,000 |
| • Irish Potatoes | * | 4.0 | | | | \$42,600 |
| ° Irish Potatoes (Fresh) | 13 | 4.0 | 4.0 | 150.00 | 600 cwt. | \$42,600 |
| • Mustard (Fresh) | 8 | 4.0 | 4.0 | 400.00 | 1,600 doz. bunches | \$28,800 |
| • Okra (Fresh) | 7 | 8.0 | 8.0 | 600.00 | 4,800 bu. | \$235,200 |
| • Onions | 3 | 3.0 | 3.0 | 100.00 | 300 bag (50 lbs.) | \$5,700 |
| • Green Onions | 8 | 5.0 | 5.0 | 50.00 | 250 lbs. | \$563 |
| • Parsley | 4 | 3.0 | 3.0 | 800.00 | 2,400 doz. bunches | \$48,000 |
| • Peppers | * | 75.0 | 75.0 | | | \$1,113,750 |
| ° Bell | 13 | 75.0 | 75.0 | 600.00 | 45,000 bu. (28 lbs.) | \$1,113,750 |
| • Pumpkin (Fresh) | 6 | 10.0 | 10.0 | 120.00 | 1,200 cwt. | \$105,600 |
| • Radish | 10 | 2.0 | 2.0 | 550.00 | 1,100 doz. bunches | \$13,200 |
| • Shallots | * | 2.5 | 2.5 | 1,000.00 | 2,500 doz. bunches | \$60,000 |
| • Snap Beans (Fresh) | 14 | 10.0 | 10.0 | 150.00 | 1,500 bu. (30 lbs.) | \$75,000 |
| • Southern Peas (Fresh) | 9 | 7.0 | 7.0 | 100.00 | 700 bu. (24 lbs.) | \$23,450 |
| • Spinach (Fresh) | 5 | 2.0 | 2.0 | 175.00 | 350 bu. (25 lbs.) | \$10,500 |
| • Squash (Fresh) | * | 42.0 | 42.0 | | | \$342,690 |
| ° Yellow Squash | 12 | 15.0 | 15.0 | 110.00 | 1,650 bu. (45 lbs.) | \$74,250 |

| | | | | | | |
|----------------------|----|------|------|----------|-----------------------|-------------|
| ° Zucchini Squash | * | 25.0 | 25.0 | 200.00 | 5,000 bu. (45 lbs.) | \$225,000 |
| ° Winter Squash | * | 2.0 | 2.0 | 240.00 | 480 bu. (45 lbs.) | \$43,440 |
| • Sweet Corn (Fresh) | 9 | 20.0 | 20.0 | 1,000.00 | 20,000 doz. ears | \$150,000 |
| • Tomatoes (Field) | 14 | 50.0 | 50.0 | 1,500.00 | 75,000 lugs (20 lbs.) | \$2,850,000 |
| • Turnips (Fresh) | 6 | 1.0 | 1.0 | 600.00 | 600 doz. bunches | \$12,000 |
| • Watermelon | 10 | 30.0 | 30.0 | 150.00 | 4,500 cwt. | \$211,500 |
| WHEAT (TOTAL) | * | 93.0 | 93.0 | 45.00 | 4,185 bu. | \$27,705 |

| Tangipahoa Parish | | Fisheries & Wildlife Enterprises Production | | | | |
|--|---------------------|---|------------------|-----------------------|---------|------------------|
| Fisheries | Number of Producers | Units of Production | Units of Measure | Total Production | Measure | Gross Farm Value |
| FISHERIES & WILDLIFE ENTERPRISES (TOTAL) | * | | | | | \$586,099 |
| FRESHWATER FISHERIES (TOTAL) | * | | | | | \$20,027 |
| • Freshwater Finfish | 22 | | | 54,481 lbs. | | \$20,027 |
| MARINE FISHERIES (TOTAL) | * | | | | | \$310,152 |
| • Shrimp | 69 | | | 43,907 lbs. | | \$61,966 |
| • Crabs | 78 | | | 155,671 lbs. | | \$248,186 |
| FUR ANIMALS (TOTAL) | * | | | 152 pelts | | \$1,030 |
| ALLIGATORS (WILD) (TOTAL) | * | | | 247 number of animals | | \$52,290 |
| HUNTING LEASES (TOTAL) | * | | | | | \$175,000 |
| • All Other Game | 20 | 10,000 | No. Acres Leased | acre | | \$175,000 |
| HONEY (TOTAL) | 44 | 155 | No. Hives | 15,000 lbs. | | \$27,600 |

| Tangipahoa Parish | | Animal Enterprises Production | | | | |
|----------------------------|---------------------|-------------------------------|------------------|------------------|---------|------------------|
| Animal | Number of Producers | Units of Production | Units of Measure | Total Production | Measure | Gross Farm Value |
| ANIMAL ENTERPRISES (TOTAL) | * | | | | | \$27,579,423 |
| CATTLE & CALVES (TOTAL) | 570 | 19,200 | No. Cows | | | \$12,155,627 |
| • Steer Calves | * | | | | | \$5,881,022 |
| ° 300-400 lbs. | * | | | 813 head | | \$441,280 |
| ° 400-500 lbs. | * | | | 2,438 head | | \$1,615,589 |
| ° 500-600 lbs. | * | | | 3,251 head | | \$2,453,562 |
| ° 600-700 lbs. | * | | | 1,625 head | | \$1,370,590 |
| • Heifer Calves | * | | | | | \$4,384,915 |
| ° 300-400 lbs. | * | | | 703 head | | \$319,151 |

| | | | | | |
|----------------------|-----|-------|-------------------|----------------------------|-------------|
| ° 400-500 lbs. | * | | | 2,108 head | \$1,181,007 |
| ° 500-600 lbs. | * | | | 2,811 head | \$1,848,303 |
| ° 600-700 lbs. | * | | | 1,406 head | \$1,036,454 |
| • Yearling Cattle | * | | | | \$329,279 |
| ° 600-700 lbs. | * | | | 200 head | \$158,054 |
| ° 700-800 lbs. | * | | | 200 head | \$171,225 |
| • Cow-Calf Pairs | * | | | 500 pair | \$519,800 |
| • Cull Cows | * | | | 1,920 head | \$881,770 |
| • Cull Bulls | * | | | 128 head | \$158,842 |
| DAIRY (TOTAL) | * | | | | \$9,933,969 |
| • Dairy Cows | * | | | | \$9,933,969 |
| ° Milk | 30 | 3,290 | No. Adult Cows | 49,125,215 pounds | \$8,896,576 |
| ° Bred Heifers | * | | | 77 head | \$92,400 |
| ° Adult Cows | * | | | 224 head | \$280,000 |
| ° Cull Cows | * | | | 911 head | \$626,313 |
| ° Bull Calves | * | | | 1,479 head | \$29,580 |
| ° Breeding Age Bulls | * | | | 7 head | \$9,100 |
| HORSES (TOTAL) | * | | | | \$5,210,000 |
| • Brood Mares | * | | | | \$1,235,000 |
| ° Race Horses | 20 | 200 | No. Brood Mares | 100 head | \$600,000 |
| ° Show Horses | 20 | 300 | No. Brood Mares | 90 head | \$360,000 |
| ° Recreation Horses | 400 | 400 | No. Brood Mares | 250 head | \$275,000 |
| • Stud Fees | * | | | | \$400,000 |
| ° Race Horses | * | 6 | No. Stallions | 100 mares bred | \$250,000 |
| ° Show Horses | * | 10 | No. Stallions | 80 mares bred | \$120,000 |
| ° Recreation Horses | * | 15 | No. Stallions | 60 mares bred | \$30,000 |
| • Race Horses | 10 | | | 20 head | \$200,000 |
| • Show Horses | 25 | | | 250 head | \$1,875,000 |
| • Recreation Horses | 250 | | | 1,000 head | \$1,500,000 |
| POULTRY (TOTAL) | * | | | | \$16,515 |
| • Broilers | 300 | | | 1,500 lbs. | \$1,530 |
| • Edible Eggs | 70 | 1,000 | No. Hens | 12,000 doz. eggs sold | \$10,800 |
| • Breeder Flocks | 8 | 9 | No. Birds | 90 doz. hatching eggs sold | \$259 |
| • Pullets | 48 | | | 225 each | \$3,926 |
| SHEEP (TOTAL) | 8 | 75 | No. Breeding Ewes | | \$22,791 |
| • Slaughter Lambs | * | | | 10 cwt. | \$3,124 |

| | | | | |
|------------------------|----|-----------------|----------|-----------|
| • Feeder Lambs | * | | 5 cwt. | \$995 |
| • Show Lambs | * | | 30 head | \$12,000 |
| • Stocker Sheep | * | | 20 head | \$4,851 |
| • Cull Sheep | * | | 10 head | \$1,821 |
| GOATS (TOTAL) | 50 | 500 No. Does | | \$194,760 |
| • Show Goats | * | | 100 head | \$40,000 |
| • Slaughter Goats | * | | 650 head | \$131,417 |
| • Stocker Goats | * | | 50 head | \$13,090 |
| • Cull Goats | * | | 50 head | \$10,254 |
| SWINE (TOTAL) | 10 | 50 No. Sows | | \$20,760 |
| • Show Pigs | * | | 50 head | \$20,000 |
| • Feeder Pigs | * | | 20 head | \$760 |
| EXOTIC ANIMALS (TOTAL) | * | | | \$25,000 |
| • Deer/Antelope | 12 | 100 No. Animals | 50 head | \$25,000 |

Tangipahoa Parish - All Enterprises (TOTAL)

\$69,522,907

| Tensas Parish | | | | | Plant Enterprises Production | | |
|---|---------------------|---------------|-----------------|----------------|------------------------------|------------|------------------|
| Crop | Number of Producers | Planted Acres | Harvested Acres | Yield Per Acre | Total Production | Measure | Gross Farm Value |
| PLANT ENTERPRISES (TOTAL) | * | | | | | | \$142,502,613 |
| COTTON (TOTAL) | 100 | 22,907.0 | 22,907.0 | | | | \$25,537,757 |
| • Lint - Irrigated | * | 7,070.0 | 7,070.0 | 1,062.00 | 7,508,340 | lbs. | \$5,886,539 |
| • Lint - Non-irrigated | * | 15,837.0 | 15,837.0 | 1,062.00 | 16,818,894 | lbs. | \$13,186,013 |
| • Seed - Irrigated | * | 7,070.0 | 7,070.0 | 1,699.20 | 12,013,344 | lbs. | \$1,995,416 |
| • Seed - Non-irrigated | * | 15,837.0 | 15,837.0 | 1,699.20 | 26,910,230 | lbs. | \$4,469,789 |
| FORESTRY (TOTAL) | * | | | | | | \$1,705,720 |
| • Pulpwood | * | | | | | | |
| ◦ Hardwood | * | | | | 736 | cords | |
| • Saw Timber | * | | | | | | |
| ◦ Hardwood | * | | | | 2,775,262 | board feet | |
| • Total Pulpwood, Chip & Saw, Saw Timber FOB Mill | * | | | | | | \$1,705,720 |
| • Total Forestry Stumpage | * | | | | | | \$866,787 |
| FRUITS (TOTAL) | * | | 2.0 | | | | \$9,020 |

| | | | | | | |
|----------------------|-----|----------|----------|--------|----------------|--------------|
| • Peaches | * | | 2.0 | 100.00 | 200 bu. | \$9,020 |
| FEED GRAINS (TOTAL) | * | 54,046.0 | 54,046.0 | | | \$61,757,311 |
| • Corn | 100 | 51,843.0 | 51,843.0 | 206.00 | 10,679,658 bu. | \$60,126,475 |
| • Grain Sorghum | 5 | 2,203.0 | 2,203.0 | 124.00 | 273,172 bu. | \$1,630,837 |
| HAY FOR SALE (TOTAL) | * | | 120.0 | | | \$49,306 |
| • Grass | 5 | | 120.0 | 4.00 | 480 tons | \$49,306 |
| HOME GARDENS (TOTAL) | * | | | | | \$295,392 |
| PECANS (TOTAL) | * | | 462.0 | | | \$291,060 |
| • Improved | * | | 462.0 | 500.00 | 231,000 lbs. | \$291,060 |
| RICE (TOTAL) | * | 665.0 | 655.0 | 83.00 | 54,365 cwt. | \$745,344 |
| SOYBEANS (TOTAL) | 100 | 65,636.0 | 65,636.0 | 67.00 | 4,397,612 bu. | \$52,111,702 |

| Tensas Parish | | Fisheries & Wildlife Enterprises Production | | | | |
|--|---------------------|---|------------------|------------------|-------------------|------------------|
| Fisheries | Number of Producers | Units of Production | Units of Measure | Total Production | Measure | Gross Farm Value |
| FISHERIES & WILDLIFE ENTERPRISES (TOTAL) | * | | | | | \$631,532 |
| AQUACULTURE (TOTAL) | * | | | | | \$8,300 |
| • Crawfish (Farm) | * | 10 | Acres in Prod. | 5,000 | lbs. | \$8,300 |
| FUR ANIMALS (TOTAL) | * | | | 6 | pelts | \$41 |
| ALLIGATORS (WILD) (TOTAL) | * | | | 189 | number of animals | \$40,011 |
| HUNTING LEASES (TOTAL) | * | | | | | \$579,500 |
| • Waterfowl | 10 | 5,000 | No. Acres Leased | | acre | \$142,000 |
| • All Other Game | 40 | 25,000 | No. Acres Leased | | acre | \$437,500 |
| HONEY (TOTAL) | * | 40 | No. Hives | 2,000 | lbs. | \$3,680 |

| Tensas Parish | | Animal Enterprises Production | | | | |
|----------------------------|---------------------|-------------------------------|------------------|------------------|---------|------------------|
| Animal | Number of Producers | Units of Production | Units of Measure | Total Production | Measure | Gross Farm Value |
| ANIMAL ENTERPRISES (TOTAL) | * | | | | | \$493,332 |
| CATTLE & CALVES (TOTAL) | 15 | 800 | No. Cows | | | \$385,299 |
| • Steer Calves | * | | | | | \$154,374 |
| ° 300-400 lbs. | * | | | 200 | head | \$108,556 |
| ° 400-500 lbs. | * | | | 40 | head | \$26,507 |
| ° 500-600 lbs. | * | | | 20 | head | \$15,094 |
| ° 600-700 lbs. | * | | | 5 | head | \$4,217 |

| | | | | | | | |
|-----------------------|----|--|----|-----------------|----------|--|------------------|
| • Heifer Calves | * | | | | | | \$107,830 |
| ° 300-400 lbs. | * | | | | 150 head | | \$68,098 |
| ° 400-500 lbs. | * | | | | 35 head | | \$19,609 |
| ° 500-600 lbs. | * | | | | 25 head | | \$16,438 |
| ° 600-700 lbs. | * | | | | 5 head | | \$3,686 |
| • Yearling Cattle | * | | | | | | \$82,320 |
| ° 600-700 lbs. | * | | | | 50 head | | \$39,514 |
| ° 700-800 lbs. | * | | | | 50 head | | \$42,806 |
| • Cow-Calf Pairs | * | | | | 20 pair | | \$20,792 |
| • Cull Cows | * | | | | 30 head | | \$13,778 |
| • Cull Bulls | * | | | | 5 head | | \$6,205 |
| HORSES (TOTAL) | * | | | | | | \$105,000 |
| • Brood Mares | * | | | | | | \$30,000 |
| ° Race Horses | * | | 3 | No. Brood Mares | 3 head | | \$18,000 |
| ° Show Horses | * | | 3 | No. Brood Mares | 3 head | | \$12,000 |
| • Recreation Horses | 25 | | | | 50 head | | \$75,000 |
| GOATS (TOTAL) | * | | 15 | No. Does | | | \$3,033 |
| • Slaughter Goats | * | | | | 15 head | | \$3,033 |

Tensas Parish - All Enterprises (TOTAL)

\$143,627,476

| Terrebonne Parish | | | | | Plant Enterprises Production | | |
|----------------------------------|----------------------------|----------------------|------------------------|-----------------------|-------------------------------------|----------------|-------------------------|
| Crop | Number of Producers | Planted Acres | Harvested Acres | Yield Per Acre | Total Production | Measure | Gross Farm Value |
| PLANT ENTERPRISES (TOTAL) | * | | | | | | \$17,573,240 |
| FRUITS (TOTAL) | * | | 17.0 | | | | \$188,640 |
| • Blackberries | * | | 1.0 | 1,600.00 | 1,600 | pints | \$8,160 |
| • Citrus | * | | 16.0 | | | | \$180,480 |
| ° Navels | 8 | | 8.0 | 265.00 | 2,120 | bu. | \$101,760 |
| ° Satsumas | 8 | | 8.0 | 240.00 | 1,920 | bu. | \$78,720 |
| HAY FOR SALE (TOTAL) | * | | 1,500.0 | | | | \$924,480 |
| • Grass | 9 | | 1,500.0 | 6.00 | 9,000 | tons | \$924,480 |
| HOME GARDENS (TOTAL) | * | | | | | | \$7,983,200 |
| PECANS (TOTAL) | * | | 7.0 | | | | \$409 |

| | | | | | | |
|--------------------------|----|---------|---------|----------|-----------------------|-------------|
| • Improved | * | | 1.0 | 170.00 | 170 lbs. | \$214 |
| • Native | 6 | | 6.0 | 65.00 | 390 lbs. | \$195 |
| SOYBEANS (TOTAL) | * | 193.0 | 193.0 | 50.00 | 9,650 bu. | \$114,353 |
| SUGARCANE (TOTAL) | * | 8,336.8 | 7,753.2 | | | \$7,309,189 |
| • Raw Sugar | 11 | 8,336.8 | 7,753.2 | 5,000.00 | 38,766,000 lbs. | \$6,977,880 |
| • Molasses | * | 8,336.8 | 7,753.2 | 107.80 | 835,795 gal. | \$331,309 |
| VEGETABLES (TOTAL) | * | 75.5 | 74.5 | | | \$1,052,969 |
| • Beets | * | 0.5 | 0.5 | 180.00 | 90 doz. bunches | \$1,170 |
| • Broccoli (Fresh) | 3 | 2.0 | 2.0 | 280.00 | 560 cartons (20 lbs.) | \$16,800 |
| • Cabbage | * | 7.0 | 7.0 | | | \$59,850 |
| ° Cabbage (Fresh) | * | 7.0 | 7.0 | 570.00 | 3,990 sacks (50 lbs.) | \$59,850 |
| • Cauliflower | * | 2.0 | 2.0 | 250.00 | 500 cartons (20 lbs.) | \$14,500 |
| • Collards | * | 2.0 | 2.0 | | | \$6,460 |
| ° Collards (Fresh) | * | 2.0 | 2.0 | 170.00 | 340 doz. bunches | \$6,460 |
| • Cucumber | * | 4.0 | 4.0 | | | \$21,840 |
| ° Cucumber (Fresh) | 10 | 4.0 | 4.0 | 280.00 | 1,120 bu. (50 lbs.) | \$21,840 |
| • Eggplant | 6 | 2.0 | 2.0 | 265.00 | 530 bu. (33 lbs.) | \$8,480 |
| • Garlic | * | 1.0 | 1.0 | 560.00 | 560 lbs. | \$1,120 |
| • Irish Potatoes | * | 4.0 | 4.0 | | | \$113,600 |
| ° Irish Potatoes (Fresh) | 7 | 4.0 | 4.0 | 400.00 | 1,600 cwt. | \$113,600 |
| • Lima Beans | * | 1.0 | 1.0 | | | \$2,656 |
| ° Lima Beans (Fresh) | * | 1.0 | 1.0 | 85.00 | 85 bu. (32 lbs.) | \$2,656 |
| • Mustard (Fresh) | 9 | 7.0 | 7.0 | 500.00 | 3,500 doz. bunches | \$63,000 |
| • Okra (Fresh) | 12 | 9.0 | 9.0 | 250.00 | 2,250 bu. | \$110,250 |
| • Onions | 4 | 1.0 | 1.0 | 165.00 | 165 bag (50 lbs.) | \$3,135 |
| • Green Onions | 3 | 0.5 | 0.5 | 600.00 | 300 lbs. | \$675 |
| • Peppers | * | 2.0 | 2.0 | | | \$34,403 |
| ° Bell | 6 | 2.0 | 2.0 | 695.00 | 1,390 bu. (28 lbs.) | \$34,403 |
| • Shallots | * | 0.5 | 0.5 | 600.00 | 300 doz. bunches | \$7,200 |
| • Snap Beans (Fresh) | 6 | 4.0 | 4.0 | 120.00 | 480 bu. (30 lbs.) | \$24,000 |
| • Southern Peas (Fresh) | * | 2.0 | 1.0 | 80.00 | 80 bu. (24 lbs.) | \$2,680 |
| • Squash (Fresh) | * | 7.0 | 7.0 | | | \$58,500 |
| ° Yellow Squash | 8 | 6.0 | 6.0 | 200.00 | 1,200 bu. (45 lbs.) | \$54,000 |
| ° Zucchini Squash | * | 1.0 | 1.0 | 100.00 | 100 bu. (45 lbs.) | \$4,500 |
| • Sweet Corn (Fresh) | 8 | 5.0 | 5.0 | 700.00 | 3,500 doz. ears | \$26,250 |
| • Tomatoes (Field) | 13 | 10.0 | 10.0 | 1,200.00 | 12,000 lugs (20 lbs.) | \$456,000 |

| | | | | | | |
|-------------------|---|-----|-----|--------|--------------------|----------|
| • Turnips (Fresh) | 6 | 2.0 | 2.0 | 510.00 | 1,020 doz. bunches | \$20,400 |
|-------------------|---|-----|-----|--------|--------------------|----------|

Terrebonne Parish Fisheries & Wildlife Enterprises Production

| Fisheries | Number of Producers | Units of Production | Units of Measure | Total Production | Measure | Gross Farm Value |
|---|---------------------|---------------------|------------------|------------------|-------------------|------------------|
| FISHERIES & WILDLIFE ENTERPRISES (TOTAL) | * | | | | | \$65,775,191 |
| AQUACULTURE (TOTAL) | * | | | | | \$21,806,012 |
| • Crawfish (Farm) | 28 | 659 | Acres in Prod. | 395,400 | lbs. | \$656,364 |
| • Fish bait | 3 | | | 890,000 | lbs. | \$9,790,000 |
| • Alligators (Farm) | * | | | 24,709 | number of animals | \$4,917,091 |
| • Oysters | 163 | | | 132,413 | sacks | \$6,441,254 |
| • Soft-shell Crabs | * | | | 188 | lbs. | \$1,303 |
| FRESHWATER FISHERIES (TOTAL) | * | | | | | \$107,713 |
| • Crawfish (Wild) | 58 | | | 57,060 | lbs. | \$78,977 |
| • Freshwater Finfish | 46 | | | 78,174 | lbs. | \$28,737 |
| MARINE FISHERIES (TOTAL) | * | | | | | \$36,912,279 |
| • Shrimp | 898 | | | 18,667,427 | lbs. | \$26,345,340 |
| • Crabs | 365 | | | 6,505,316 | lbs. | \$10,371,425 |
| • Commercial Finfish | 153 | | | 1,520,325 | lbs. | \$195,514 |
| FUR ANIMALS (TOTAL) | * | | | 149 | pelts | \$1,009 |
| ALLIGATORS (WILD) (TOTAL) | * | | | 2,169 | number of animals | \$459,177 |
| HUNTING LEASES (TOTAL) | * | | | | | \$6,489,000 |
| • Waterfowl | 75 | 210,000 | No. Acres Leased | | acre | \$5,964,000 |
| • All Other Game | 15 | 30,000 | No. Acres Leased | | acre | \$525,000 |

Terrebonne Parish Animal Enterprises Production

| Animal | Number of Producers | Units of Production | Units of Measure | Total Production | Measure | Gross Farm Value |
|------------------------------------|---------------------|---------------------|------------------|------------------|---------|------------------|
| ANIMAL ENTERPRISES (TOTAL) | * | | | | | \$2,687,493 |
| CATTLE & CALVES (TOTAL) | 24 | 2,500 | No. Cows | | | \$1,619,976 |
| • Steer Calves | * | | | | | \$577,593 |
| ◦ 300-400 lbs. | * | | | 270 | head | \$146,551 |
| ◦ 400-500 lbs. | * | | | 280 | head | \$185,548 |
| ◦ 500-600 lbs. | * | | | 180 | head | \$135,848 |

| | | | | |
|------------------------|----|----------------------|--------------------|--------------------|
| ° 600-700 lbs. | * | | 130 head | \$109,647 |
| • Heifer Calves | * | | | \$494,901 |
| ° 300-400 lbs. | * | | 250 head | \$113,496 |
| ° 400-500 lbs. | * | | 275 head | \$154,069 |
| ° 500-600 lbs. | * | | 200 head | \$131,505 |
| ° 600-700 lbs. | * | | 130 head | \$95,831 |
| • Yearling Cattle | * | | | \$287,790 |
| ° 600-700 lbs. | * | | 180 head | \$142,249 |
| ° 700-800 lbs. | * | | 170 head | \$145,541 |
| • Cow-Calf Pairs | * | | 30 pair | \$31,188 |
| • Cull Cows | * | | 430 head | \$197,480 |
| • Cull Bulls | * | | 25 head | \$31,024 |
| HORSES (TOTAL) | * | | | \$1,040,300 |
| • Brood Mares | * | | | \$84,300 |
| ° Race Horses | * | 7 No. Brood Mares | 3 head | \$18,000 |
| ° Show Horses | 35 | 35 No. Brood Mares | 13 head | \$52,000 |
| ° Recreation Horses | 30 | 35 No. Brood Mares | 13 head | \$14,300 |
| • Stud Fees | * | | | \$51,000 |
| ° Race Horses | * | 14 No. Stallions | 9 mares bred | \$22,500 |
| ° Show Horses | * | 24 No. Stallions | 9 mares bred | \$13,500 |
| ° Recreation Horses | * | 23 No. Stallions | 30 mares bred | \$15,000 |
| • Race Horses | * | | 14 head | \$140,000 |
| • Show Horses | 28 | | 78 head | \$585,000 |
| • Recreation Horses | 40 | | 120 head | \$180,000 |
| POULTRY (TOTAL) | * | | | \$765 |
| • Edible Eggs | 15 | 110 No. Hens | 850 doz. eggs sold | \$765 |
| RABBITS (TOTAL) | * | | | \$1,925 |
| • Fryers | 6 | 74 No. Animals | 370 lbs. | \$925 |
| • Does | 6 | 35 No. Animals | 250 lbs. | \$1,000 |
| SHEEP (TOTAL) | * | 15 No. Breeding Ewes | | \$6,376 |
| • Slaughter Lambs | * | | 6 cwt. | \$1,874 |
| • Feeder Lambs | * | | 8 cwt. | \$1,591 |
| • Show Lambs | * | | 5 head | \$2,000 |
| • Cull Sheep | * | | 5 head | \$911 |
| GOATS (TOTAL) | 15 | 35 No. Does | | \$11,246 |
| • Show Goats | * | | 20 head | \$8,000 |

| | | | | |
|------------------------|---|----------------|---------|---------|
| • Slaughter Goats | * | | 12 head | \$2,426 |
| • Cull Goats | * | | 4 head | \$820 |
| SWINE (TOTAL) | * | 4 No. Sows | | \$4,404 |
| • Show Pigs | * | | 7 head | \$2,800 |
| • Slaughter Hogs | * | | 8 head | \$1,439 |
| • Culls | * | | 1 head | \$165 |
| EXOTIC ANIMALS (TOTAL) | * | | | \$2,500 |
| • Deer/Antelope | * | 15 No. Animals | 5 head | \$2,500 |

Terrebonne Parish - All Enterprises (TOTAL)

\$86,035,923

| Union Parish | | | | | Plant Enterprises Production | | |
|---|---------------------|---------------|-----------------|----------------|------------------------------|------------|------------------|
| Crop | Number of Producers | Planted Acres | Harvested Acres | Yield Per Acre | Total Production | Measure | Gross Farm Value |
| PLANT ENTERPRISES (TOTAL) | * | | | | | | \$46,342,643 |
| FORESTRY (TOTAL) | * | | | | | | \$41,354,304 |
| • Pulpwood | * | | | | | | |
| ° Pine | * | | | | 203,005 | cords | |
| ° Hardwood | * | | | | 47,671 | cords | |
| • Chip & Saw | * | | | | 24,069 | cords | |
| • Saw Timber | * | | | | | | |
| ° Pine | * | | | | 56,370,408 | board feet | |
| ° Hardwood | * | | | | 923,143 | board feet | |
| • Total Pulpwood, Chip & Saw, Saw Timber FOB Mill | * | | | | | | \$41,354,304 |
| • Total Forestry Stumpage | * | | | | | | \$17,657,827 |
| FRUITS (TOTAL) | * | | 11.0 | | | | \$70,268 |
| • Mayhaws | * | | 11.0 | | | | \$70,268 |
| ° Orchard | * | | 11.0 | 3,194.00 | 35,134 | lbs. | \$70,268 |
| HAY FOR SALE (TOTAL) | * | | 8,592.0 | | | | \$3,088,996 |
| • Grass | 59 | | 8,592.0 | 3.50 | 30,072 | tons | \$3,088,996 |
| HOME GARDENS (TOTAL) | * | | | | | | \$1,537,344 |
| NURSERY CROPS (TOTAL) | * | | 52.0 | | | | \$291,732 |
| • Woody Ornamentals | 3 | | 52.0 | | | acre | \$291,732 |

| Union Parish | | Fisheries & Wildlife Enterprises Production | | | | |
|--|---------------------|---|------------------|------------------|-------------------|------------------|
| Fisheries | Number of Producers | Units of Production | Units of Measure | Total Production | Measure | Gross Farm Value |
| FISHERIES & WILDLIFE ENTERPRISES (TOTAL) | * | | | | | \$4,968,119 |
| FRESHWATER FISHERIES (TOTAL) | * | | | | | \$7,423 |
| • Freshwater Finfish | 27 | | | 20,192 | lbs. | \$7,423 |
| FUR ANIMALS (TOTAL) | * | | | 59 | pelts | \$400 |
| ALLIGATORS (WILD) (TOTAL) | * | | | 2 | number of animals | \$423 |
| HUNTING LEASES (TOTAL) | * | | | | | \$4,955,664 |
| • Waterfowl | 10 | 8,740 | No. Acres Leased | | acre | \$248,216 |
| • All Other Game | 50 | 268,997 | No. Acres Leased | | acre | \$4,707,448 |
| HONEY (TOTAL) | 11 | 52 | No. Hives | 2,288 | lbs. | \$4,210 |

| Union Parish | | Animal Enterprises Production | | | | |
|----------------------------|---------------------|-------------------------------|------------------|------------------|---------|------------------|
| Animal | Number of Producers | Units of Production | Units of Measure | Total Production | Measure | Gross Farm Value |
| ANIMAL ENTERPRISES (TOTAL) | * | | | | | \$284,039,915 |
| CATTLE & CALVES (TOTAL) | 356 | 18,904 | No. Cows | | | \$11,811,652 |
| • Steer Calves | * | | | | | \$5,777,631 |
| ◦ 300-400 lbs. | * | | | 411 | head | \$223,083 |
| ◦ 400-500 lbs. | * | | | 4,112 | head | \$2,724,899 |
| ◦ 500-600 lbs. | * | | | 3,290 | head | \$2,482,996 |
| ◦ 600-700 lbs. | * | | | 411 | head | \$346,654 |
| • Heifer Calves | * | | | | | \$4,460,485 |
| ◦ 300-400 lbs. | * | | | 370 | head | \$167,974 |
| ◦ 400-500 lbs. | * | | | 3,701 | head | \$2,073,485 |
| ◦ 500-600 lbs. | * | | | 2,960 | head | \$1,946,274 |
| ◦ 600-700 lbs. | * | | | 370 | head | \$272,751 |
| • Yearling Cattle | * | | | | | \$647,231 |
| ◦ 700-800 lbs. | * | | | 756 | head | \$647,231 |
| • Cow-Calf Pairs | * | | | 336 | pair | \$349,306 |
| • Cull Cows | * | | | 1,151 | head | \$528,603 |
| • Cull Bulls | * | | | 39 | head | \$48,397 |
| HORSES (TOTAL) | * | | | | | \$1,525,000 |
| • Race Horses | * | | | 37 | head | \$370,000 |

| | | | | | |
|---------------------|-----|---------|-----------|-----------------------------------|---------------|
| • Recreation Horses | 458 | | | 770 head | \$1,155,000 |
| POULTRY (TOTAL) | * | | | | \$270,576,374 |
| • Broilers | 62 | | | 260,920,064 lbs. | \$266,138,465 |
| • Cull Hens | * | | | 109,580 lbs. | \$5,479 |
| • Breeder Flocks | 4 | 121,755 | No. Birds | 1,539,038 doz. hatching eggs sold | \$4,432,429 |
| GOATS (TOTAL) | 20 | 301 | No. Does | | \$126,889 |
| • Slaughter Goats | * | | | 204 head | \$41,245 |
| • Stocker Goats | * | | | 306 head | \$80,108 |
| • Cull Goats | * | | | 27 head | \$5,537 |

Union Parish - All Enterprises (TOTAL)

\$335,350,677

| Vermilion Parish | | | | | Plant Enterprises Production | | |
|---------------------------------|---------------------|---------------|-----------------|----------------|------------------------------|---------|------------------|
| Crop | Number of Producers | Planted Acres | Harvested Acres | Yield Per Acre | Total Production | Measure | Gross Farm Value |
| PLANT ENTERPRISES (TOTAL) | * | | | | | | \$122,668,850 |
| FORESTRY (TOTAL) | * | | | | | | \$6,300 |
| • Christmas Trees | * | | | | 75 | trees | \$6,300 |
| FRUITS (TOTAL) | * | | 8.0 | | | | \$63,900 |
| • Citrus | * | | 8.0 | | | | \$63,900 |
| ° Navels | * | | 0.5 | 100.00 | 50 | bu. | \$2,400 |
| ° Satsumas | * | | 7.5 | 200.00 | 1,500 | bu. | \$61,500 |
| HAY FOR SALE (TOTAL) | * | | 13,213.0 | | | | \$6,921,921 |
| • Grass | 11 | | 13,213.0 | 5.10 | 67,386 | tons | \$6,921,921 |
| HOME GARDENS (TOTAL) | * | | | | | | \$4,163,232 |
| NURSERY CROPS (TOTAL) | * | | 1.5 | | | | \$351,975 |
| • Fruit and Nut Trees | * | | 1.0 | | | acre | \$37,817 |
| • Floraculture & Bedding Plants | * | | 0.5 | | | acre | \$314,158 |
| PECANS (TOTAL) | * | | 130.0 | | | | \$26,975 |
| • Native | 12 | | 130.0 | 415.00 | 53,950 | lbs. | \$26,975 |
| RICE (TOTAL) | 47 | 55,599.0 | 54,795.0 | 63.00 | 3,452,085 | cwt. | \$47,328,085 |
| SOYBEANS (TOTAL) | 14 | 3,396.0 | 3,246.0 | 33.00 | 107,118 | bu. | \$1,269,348 |
| SUGARCANE (TOTAL) | * | 45,478.0 | 42,294.5 | | | | \$62,483,281 |
| • Raw Sugar | 41 | 45,478.0 | 42,294.5 | 7,835.41 | 331,394,748 | lbs. | \$59,651,055 |

| | | | | | | |
|----------------------|---|----------|----------|--------|--------------------|-------------|
| • Molasses | * | 45,478.0 | 42,294.5 | 168.93 | 7,144,871 gal. | \$2,832,227 |
| VEGETABLES (TOTAL) | * | 9.0 | 9.0 | | | \$53,833 |
| • Cucumber | * | 1.0 | 1.0 | | | \$3,413 |
| ° Cucumber (Fresh) | * | 1.0 | 1.0 | 175.00 | 175 bu. (50 lbs.) | \$3,413 |
| • Eggplant | * | 1.0 | 1.0 | 320.00 | 320 bu. (33 lbs.) | \$5,120 |
| • Mustard (Fresh) | * | 2.0 | 2.0 | 180.00 | 360 doz. bunches | \$6,480 |
| • Okra (Fresh) | * | 1.0 | 1.0 | 80.00 | 80 bu. | \$3,920 |
| • Sweet Corn (Fresh) | * | 2.0 | 2.0 | 600.00 | 1,200 doz. ears | \$9,000 |
| • Tomatoes (Field) | * | 1.0 | 1.0 | 550.00 | 550 lugs (20 lbs.) | \$20,900 |
| • Turnips (Fresh) | * | 1.0 | 1.0 | 250.00 | 250 doz. bunches | \$5,000 |

| Vermilion Parish | | Fisheries & Wildlife Enterprises Production | | | | |
|--|---------------------|---|------------------|------------------|-------------------|------------------|
| Fisheries | Number of Producers | Units of Production | Units of Measure | Total Production | Measure | Gross Farm Value |
| FISHERIES & WILDLIFE ENTERPRISES (TOTAL) | * | | | | | \$100,798,519 |
| AQUACULTURE (TOTAL) | * | | | | | \$48,607,805 |
| • Crawfish (Farm) | 330 | 50,500 | Acres in Prod. | 22,725,000 | lbs. | \$37,723,500 |
| • Alligators (Farm) | * | | | 54,695 | number of animals | \$10,884,305 |
| FRESHWATER FISHERIES (TOTAL) | * | | | | | \$3,057 |
| • Freshwater Finfish | 45 | | | 8,315 | lbs. | \$3,057 |
| MARINE FISHERIES (TOTAL) | * | | | | | \$41,278,865 |
| • Shrimp | 142 | | | 6,171,958 | lbs. | \$8,710,485 |
| • Crabs | 74 | | | 1,157,452 | lbs. | \$1,845,325 |
| • Commercial Finfish | 55 | | | 238,904,013 | lbs. | \$30,723,056 |
| FUR ANIMALS (TOTAL) | * | | | 13 | pelts | \$88 |
| ALLIGATORS (WILD) (TOTAL) | * | | | 1,941 | number of animals | \$410,910 |
| HUNTING LEASES (TOTAL) | * | | | | | \$10,082,000 |
| • Waterfowl | 355 | 355,000 | No. Acres Leased | | acre | \$10,082,000 |
| HONEY (TOTAL) | 15 | 3,275 | No. Hives | 225,975 | lbs. | \$415,794 |

| Vermilion Parish | | Animal Enterprises Production | | | | |
|----------------------------|---------------------|-------------------------------|------------------|------------------|---------|------------------|
| Animal | Number of Producers | Units of Production | Units of Measure | Total Production | Measure | Gross Farm Value |
| ANIMAL ENTERPRISES (TOTAL) | * | | | | | \$39,733,252 |

| | | | | | |
|------------------------------------|------------|---------------|--------------------------|-----------------------|---------------------|
| CATTLE & CALVES (TOTAL) | 590 | 32,500 | No. Cows | | \$19,364,777 |
| • Steer Calves | * | | | | \$7,850,473 |
| ◦ 300-400 lbs. | * | | | 1,989 head | \$1,079,589 |
| ◦ 400-500 lbs. | * | | | 4,625 head | \$3,064,849 |
| ◦ 500-600 lbs. | * | | | 4,240 head | \$3,199,970 |
| ◦ 600-700 lbs. | * | | | 600 head | \$506,064 |
| • Heifer Calves | * | | | | \$5,834,643 |
| ◦ 300-400 lbs. | * | | | 1,455 head | \$660,548 |
| ◦ 400-500 lbs. | * | | | 5,380 head | \$3,014,145 |
| ◦ 500-600 lbs. | * | | | 2,915 head | \$1,916,685 |
| ◦ 600-700 lbs. | * | | | 330 head | \$243,264 |
| • Yearling Cattle | * | | | | \$1,224,589 |
| ◦ 600-700 lbs. | * | | | 710 head | \$561,092 |
| ◦ 700-800 lbs. | * | | | 775 head | \$663,497 |
| • Cow-Calf Pairs | * | | | 895 pair | \$930,442 |
| • Cull Cows | * | | | 6,810 head | \$3,127,527 |
| • Cull Bulls | * | | | 320 head | \$397,104 |
| HORSES (TOTAL) | * | | | | \$20,083,500 |
| • Brood Mares | * | | | | \$1,268,500 |
| ◦ Race Horses | 35 | 235 | No. Brood Mares | 125 head | \$750,000 |
| ◦ Show Horses | 28 | 42 | No. Brood Mares | 32 head | \$128,000 |
| ◦ Recreation Horses | 345 | 445 | No. Brood Mares | 355 head | \$390,500 |
| • Stud Fees | * | | | | \$700,000 |
| ◦ Race Horses | * | 13 | No. Stallions | 155 mares bred | \$387,500 |
| ◦ Show Horses | * | 5 | No. Stallions | 155 mares bred | \$232,500 |
| ◦ Recreation Horses | * | 10 | No. Stallions | 160 mares bred | \$80,000 |
| • Race Horses | 54 | | | 931 head | \$9,310,000 |
| • Show Horses | 165 | | | 460 head | \$3,450,000 |
| • Recreation Horses | 885 | | | 3,570 head | \$5,355,000 |
| POULTRY (TOTAL) | * | | | | \$22,381 |
| • Edible Eggs | 140 | 2,810 | No. Hens | 24,868 doz. eggs sold | \$22,381 |
| SHEEP (TOTAL) | 40 | 495 | No. Breeding Ewes | | \$83,577 |
| • Wool | * | 180 | No. Sheared | 730 lbs. | \$584 |
| • Slaughter Lambs | * | | | 55 cwt. | \$17,183 |
| • Feeder Lambs | * | | | 70 cwt. | \$13,925 |
| • Show Lambs | * | | | 25 head | \$10,000 |

| | | | | |
|----------------------|-----------|---------------------|----------|------------------|
| • Cull Sheep | * | | 230 head | \$41,885 |
| GOATS (TOTAL) | 32 | 310 No. Does | | \$60,082 |
| • Show Goats | * | | 20 head | \$8,000 |
| • Slaughter Goats | * | | 215 head | \$43,469 |
| • Cull Goats | * | | 42 head | \$8,613 |
| SWINE (TOTAL) | 31 | 122 No. Sows | | \$118,936 |
| • Show Pigs | * | | 65 head | \$26,000 |
| • Feeder Pigs | * | | 455 head | \$17,301 |
| • Slaughter Hogs | * | | 370 head | \$66,551 |
| • Culls | * | | 55 head | \$9,084 |

Vermilion Parish - All Enterprises (TOTAL)

\$263,200,621

| Vernon Parish | | | | | Plant Enterprises Production | | |
|---|----------------------------|----------------------|------------------------|-----------------------|-------------------------------------|-------------------|-------------------------|
| Crop | Number of Producers | Planted Acres | Harvested Acres | Yield Per Acre | Total Production | Measure | Gross Farm Value |
| PLANT ENTERPRISES (TOTAL) | * | | | | | | \$77,578,284 |
| FORESTRY (TOTAL) | * | 35.0 | 30.0 | | | | \$72,675,142 |
| • Pulpwood | * | | | | | | |
| ° Pine | * | | | | 501,680 | cords | |
| ° Hardwood | * | | | | 13,643 | cords | |
| • Chip & Saw | * | | | | 46,041 | cords | |
| • Saw Timber | * | | | | | | |
| ° Pine | * | | | | 74,984,573 | board feet | |
| ° Hardwood | * | | | | 1,266,974 | board feet | |
| • Total Pulpwood, Chip & Saw, Saw Timber FOB Mill | * | | | | | | \$69,522,642 |
| • Total Forestry Stumpage | * | | | | | | \$28,008,703 |
| • Pine Straw | * | | | | 2,500 | bales (40 lbs.) | \$7,500 |
| • Forestry Seedlings | * | 35.0 | 30.0 | | 37,000,000 | seedlings (1,000) | \$3,145,000 |
| FRUITS (TOTAL) | * | | 23.0 | | | | \$277,125 |
| • Blueberries | * | | 5.0 | 7,500.00 | 37,500 | lbs. | \$178,125 |
| • Mayhaws | * | | 18.0 | | | | \$99,000 |
| ° Native | 6 | | 18.0 | 2,000.00 | 36,000 | lbs. | \$99,000 |
| HAY FOR SALE (TOTAL) | * | | 2,000.0 | | | | \$410,880 |

| | | | | | | | |
|-----------------------|----|------|---------|--------|--|-------------|-------------|
| • Grass | 30 | | 2,000.0 | 2.00 | | 4,000 tons | \$410,880 |
| HOME GARDENS (TOTAL) | * | | | | | | \$3,519,136 |
| NURSERY CROPS (TOTAL) | * | | 100.0 | | | | \$202,502 |
| • Fruit and Nut Trees | * | | 10.0 | | | acre | \$20,169 |
| • Woody Ornamentals | 5 | | 70.0 | | | acre | \$121,555 |
| • Foliage Plants | * | | 20.0 | | | acre | \$60,777 |
| VEGETABLES (TOTAL) | * | 35.0 | 35.0 | | | | \$493,500 |
| • Watermelon | 5 | 35.0 | 35.0 | 300.00 | | 10,500 cwt. | \$493,500 |

| Vernon Parish | | Fisheries & Wildlife Enterprises Production | | | | |
|--|---------------------|---|------------------|------------------|-------------------|------------------|
| Fisheries | Number of Producers | Units of Production | Units of Measure | Total Production | Measure | Gross Farm Value |
| FISHERIES & WILDLIFE ENTERPRISES (TOTAL) | | * | | | | \$286,438 |
| AQUACULTURE (TOTAL) | | * | | | | \$273,200 |
| • Catfish (Farm) | * | 15 | Acres in Prod. | 2,000 | lbs. | \$3,200 |
| • Other Species | * | 15 | Acres in Prod. | 6,000 | lbs. | \$270,000 |
| FUR ANIMALS (TOTAL) | | * | | 59 | pelts | \$400 |
| ALLIGATORS (WILD) (TOTAL) | | * | | 5 | number of animals | \$1,059 |
| HUNTING LEASES (TOTAL) | | * | | | | \$3,500 |
| • All Other Game | 200 | 200 | No. Acres Leased | | acre | \$3,500 |
| HONEY (TOTAL) | | * | 75 | No. Hives | 4,500 lbs. | \$8,280 |

| Vernon Parish | | | | Animal Enterprises Production | | |
|----------------------------|---------------------|---------------------|------------------|-------------------------------|---------|------------------|
| Animal | Number of Producers | Units of Production | Units of Measure | Total Production | Measure | Gross Farm Value |
| ANIMAL ENTERPRISES (TOTAL) | * | | | | | \$36,730,765 |
| CATTLE & CALVES (TOTAL) | 240 | 5,300 | No. Cows | | | \$6,238,317 |
| • Steer Calves | * | | | | | \$2,050,286 |
| ◦ 300-400 lbs. | * | | | 850 | head | \$461,363 |
| ◦ 400-500 lbs. | * | | | 800 | head | \$530,136 |
| ◦ 500-600 lbs. | * | | | 900 | head | \$679,239 |
| ◦ 600-700 lbs. | * | | | 450 | head | \$379,548 |
| • Heifer Calves | * | | | | | \$1,148,261 |
| ◦ 300-400 lbs. | * | | | 825 | head | \$374,538 |
| ◦ 400-500 lbs. | * | | | 700 | head | \$392,175 |

| | | | | |
|---------------------|-------|----------------------|--------------------------------|--------------|
| ° 500-600 lbs. | * | | 300 head | \$197,258 |
| ° 600-700 lbs. | * | | 250 head | \$184,291 |
| • Yearling Cattle | * | | | \$637,155 |
| ° 600-700 lbs. | * | | 400 head | \$316,108 |
| ° 700-800 lbs. | * | | 375 head | \$321,047 |
| • Cow-Calf Pairs | * | | 1,550 pair | \$1,611,380 |
| • Cull Cows | * | | 1,250 head | \$574,069 |
| • Cull Bulls | * | | 175 head | \$217,166 |
| DAIRY (TOTAL) | * | | | \$1,044 |
| • Dairy Goats | 4 | 20 Total Adult Does | 1,800 Pounds | \$1,044 |
| HORSES (TOTAL) | * | | | \$11,722,500 |
| • Brood Mares | * | | | \$697,500 |
| ° Race Horses | 8 | 25 No. Brood Mares | 75 head | \$450,000 |
| ° Recreation Horses | 45 | 425 No. Brood Mares | 225 head | \$247,500 |
| • Stud Fees | * | | | \$1,000,000 |
| ° Race Horses | * | 10 No. Stallions | 60 mares bred | \$150,000 |
| ° Show Horses | * | 8 No. Stallions | 525 mares bred | \$787,500 |
| ° Recreation Horses | * | 1,250 No. Stallions | 125 mares bred | \$62,500 |
| • Race Horses | 35 | | 125 head | \$1,250,000 |
| • Show Horses | 275 | | 1,000 head | \$7,500,000 |
| • Recreation Horses | 1,800 | | 850 head | \$1,275,000 |
| POULTRY (TOTAL) | * | | | \$18,643,800 |
| • Broilers | * | | 18,250,000 lbs. | \$18,615,000 |
| • Breeder Flocks | 30 | 1,400 No. Birds | 10,000 doz. hatching eggs sold | \$28,800 |
| RABBITS (TOTAL) | * | | | \$7,000 |
| • Fryers | * | 250 No. Animals | 1,200 lbs. | \$3,000 |
| • Does | 3 | 200 No. Animals | 1,000 lbs. | \$4,000 |
| SHEEP (TOTAL) | 6 | 40 No. Breeding Ewes | | \$19,229 |
| • Wool | * | 30 No. Sheared | 300 lbs. | \$240 |
| • Slaughter Lambs | * | | 14 cwt. | \$4,374 |
| • Feeder Lambs | * | | 25 cwt. | \$4,973 |
| • Show Lambs | * | | 15 head | \$6,000 |
| • Cull Sheep | * | | 20 head | \$3,642 |
| GOATS (TOTAL) | 35 | 250 No. Does | | \$79,378 |
| • Show Goats | * | | 45 head | \$18,000 |
| • Slaughter Goats | * | | 125 head | \$25,273 |

| | | | | |
|------------------------|---|----------------|----------|----------|
| • Stocker Goats | * | | 40 head | \$10,472 |
| • Cull Goats | * | | 125 head | \$25,634 |
| SWINE (TOTAL) | * | 3 No. Sows | | \$4,497 |
| • Slaughter Hogs | * | | 25 head | \$4,497 |
| EXOTIC ANIMALS (TOTAL) | * | | | \$15,000 |
| • Deer/Antelope | 3 | 55 No. Animals | 30 head | \$15,000 |

Vernon Parish - All Enterprises (TOTAL)

\$114,595,487

| Washington Parish | | | | | Plant Enterprises Production | | |
|---|---------------------|---------------|-----------------|----------------|------------------------------|------------|------------------|
| Crop | Number of Producers | Planted Acres | Harvested Acres | Yield Per Acre | Total Production | Measure | Gross Farm Value |
| PLANT ENTERPRISES (TOTAL) | * | | | | | | \$46,221,744 |
| FORESTRY (TOTAL) | * | | | | | | \$28,573,297 |
| • Pulpwood | * | | | | | | |
| ◦ Pine | * | | | | 176,067 | cords | |
| ◦ Hardwood | * | | | | 656 | cords | |
| • Chip & Saw | * | | | | 86,393 | cords | |
| • Saw Timber | * | | | | | | |
| ◦ Pine | * | | | | 17,359,837 | board feet | |
| ◦ Hardwood | * | | | | 792 | board feet | |
| • Total Pulpwood, Chip & Saw, Saw Timber FOB Mill | * | | | | | | \$28,493,497 |
| • Total Forestry Stumpage | * | | | | | | \$11,668,389 |
| • Christmas Trees | * | | | | 950 | trees | \$79,800 |
| FRUITS (TOTAL) | * | | 37.0 | | | | \$809,325 |
| • Blackberries | * | | 2.0 | 6,000.00 | 12,000 | pints | \$61,200 |
| • Blueberries | 12 | | 35.0 | 4,500.00 | 157,500 | lbs. | \$748,125 |
| FEED GRAINS (TOTAL) | * | 1,547.0 | 1,521.0 | | | | \$1,221,976 |
| • Corn | 3 | 1,446.0 | 1,420.0 | 150.00 | 213,000 | bu. | \$1,199,190 |
| • Oats | 10 | 101.0 | 101.0 | 60.00 | 6,060 | bu. | \$22,786 |
| HAY FOR SALE (TOTAL) | * | | 2,000.0 | | | | \$380,064 |
| • Grass | 500 | | 2,000.0 | 1.85 | 3,700 | tons | \$380,064 |
| HOME GARDENS (TOTAL) | * | | | | | | \$3,308,064 |
| NURSERY CROPS (TOTAL) | * | | 140.0 | | | | \$9,632,949 |

| | | | | | | |
|---------------------------------|----|---------|---------|----------|-------------------------|-------------|
| • Floraculture & Bedding Plants | 8 | | 10.0 | | acre | \$1,427,989 |
| • Woody Ornamentals | 12 | | 125.0 | | acre | \$6,989,410 |
| • Foliage Plants | 6 | | 5.0 | | acre | \$1,215,550 |
| SOYBEANS (TOTAL) | 10 | 1,755.0 | 1,755.0 | 25.00 | 43,875 bu. | \$519,919 |
| SWEET POTATOES (TOTAL) | 6 | 5.0 | 5.0 | 175.00 | 875 bu. (50 lbs.) | \$19,688 |
| • Sweet Potatoes (Canning) | * | 5.0 | 5.0 | | bu. (50 lbs.) | |
| • Sweet Potatoes (Fresh) | * | 5.0 | 5.0 | 175.00 | 875 bu. (50 lbs.) | \$19,688 |
| • Sweet Potatoes (Processing) | * | 5.0 | 5.0 | | bu. (50 lbs.) | |
| VEGETABLES (TOTAL) | * | 430.0 | 311.0 | | | \$1,649,220 |
| • Cantaloupe | 8 | 10.0 | 9.0 | 200.00 | 1,800 cartons (40 lbs.) | \$64,800 |
| • Collards | * | 10.0 | 10.0 | | | \$42,750 |
| ° Collards (Fresh) | 15 | 10.0 | 10.0 | 225.00 | 2,250 doz. bunches | \$42,750 |
| • Cucumber | * | 2.0 | 2.0 | | | \$11,700 |
| ° Cucumber (Fresh) | 7 | 2.0 | 2.0 | 300.00 | 600 bu. (50 lbs.) | \$11,700 |
| • Irish Potatoes | * | 10.0 | 10.0 | | | \$142,000 |
| ° Irish Potatoes (Fresh) | 12 | 10.0 | 10.0 | 200.00 | 2,000 cwt. | \$142,000 |
| • Lima Beans | * | 10.0 | 2.0 | | | \$7,500 |
| ° Lima Beans (Fresh) | 4 | 10.0 | 2.0 | 120.00 | 240 bu. (32 lbs.) | \$7,500 |
| • Mustard (Fresh) | 15 | 10.0 | 10.0 | 500.00 | 5,000 doz. bunches | \$90,000 |
| • Okra (Fresh) | 9 | 2.0 | 2.0 | 240.00 | 480 bu. | \$23,520 |
| • Peppers | * | 2.0 | 2.0 | | | \$39,600 |
| ° Bell | 3 | 2.0 | 2.0 | 800.00 | 1,600 bu. (28 lbs.) | \$39,600 |
| • Snap Beans (Fresh) | 12 | 16.0 | 16.0 | 40.00 | 640 bu. (30 lbs.) | \$32,000 |
| • Southern Peas (Fresh) | 20 | 40.0 | 40.0 | 40.00 | 1,600 bu. (24 lbs.) | \$53,600 |
| • Squash (Fresh) | * | 3.0 | 3.0 | | | \$28,350 |
| ° Yellow Squash | 8 | 3.0 | 3.0 | 210.00 | 630 bu. (45 lbs.) | \$28,350 |
| • Sweet Corn (Fresh) | 15 | 10.0 | 10.0 | 600.00 | 6,000 doz. ears | \$45,000 |
| • Tomatoes (Field) | 13 | 13.0 | 13.0 | 1,200.00 | 15,600 lugs (20 lbs.) | \$592,800 |
| • Turnips (Fresh) | 12 | 12.0 | 12.0 | 650.00 | 7,800 doz. bunches | \$156,000 |
| • Watermelon | 25 | 280.0 | 170.0 | 40.00 | 6,800 cwt. | \$319,600 |
| WHEAT (TOTAL) | * | 360.0 | 360.0 | 45.00 | 16,200 bu. | \$107,244 |

| Washington Parish | | | Fisheries & Wildlife Enterprises Production | | | |
|--|---------------------|---------------------|---|------------------|-------------------|------------------|
| Fisheries | Number of Producers | Units of Production | Units of Measure | Total Production | Measure | Gross Farm Value |
| FISHERIES & WILDLIFE ENTERPRISES (TOTAL) | * | | | | | \$3,676,085 |
| FUR ANIMALS (TOTAL) | * | | | 96 | pelts | \$650 |
| ALLIGATORS (WILD) (TOTAL) | * | | | 3 | number of animals | \$635 |
| HUNTING LEASES (TOTAL) | * | | | | | \$3,500,000 |
| • All Other Game | 11 | 200,000 | No. Acres Leased | | acre | \$3,500,000 |
| HONEY (TOTAL) | 16 | 990 | No. Hives | 95,000 | lbs. | \$174,800 |

| Washington Parish | | | Animal Enterprises Production | | | |
|----------------------------|---------------------|---------------------|-------------------------------|------------------|---------|------------------|
| Animal | Number of Producers | Units of Production | Units of Measure | Total Production | Measure | Gross Farm Value |
| ANIMAL ENTERPRISES (TOTAL) | * | | | | | \$29,752,662 |
| CATTLE & CALVES (TOTAL) | 500 | 10,800 | No. Cows | | | \$6,584,162 |
| • Steer Calves | * | | | | | \$3,307,840 |
| ◦ 300-400 lbs. | * | | | 457 | head | \$248,050 |
| ◦ 400-500 lbs. | * | | | 1,371 | head | \$908,521 |
| ◦ 500-600 lbs. | * | | | 1,829 | head | \$1,380,365 |
| ◦ 600-700 lbs. | * | | | 914 | head | \$770,904 |
| • Heifer Calves | * | | | | | \$2,466,425 |
| ◦ 300-400 lbs. | * | | | 395 | head | \$179,324 |
| ◦ 400-500 lbs. | * | | | 1,186 | head | \$664,457 |
| ◦ 500-600 lbs. | * | | | 1,581 | head | \$1,039,547 |
| ◦ 600-700 lbs. | * | | | 791 | head | \$583,098 |
| • Cow-Calf Pairs | * | | | 216 | pair | \$224,554 |
| • Cull Cows | * | | | 1,080 | head | \$495,995 |
| • Cull Bulls | * | | | 72 | head | \$89,348 |
| DAIRY (TOTAL) | * | | | | | \$10,987,036 |
| • Dairy Cows | * | | | | | \$10,987,036 |
| ◦ Milk | 22 | 3,600 | No. Adult Cows | 55,068,780 | pounds | \$9,972,956 |
| ◦ Bred Heifers | * | | | 76 | head | \$91,200 |
| ◦ Adult Cows | * | | | 160 | head | \$200,000 |
| ◦ Cull Cows | * | | | 976 | head | \$671,000 |
| ◦ Bull Calves | * | | | 1,619 | head | \$32,380 |
| ◦ Breeding Age Bulls | * | | | 15 | head | \$19,500 |

| | | | | | | |
|---------------------|-----|-------|-------------------|-------|------|--------------|
| HORSES (TOTAL) | * | | | | | \$12,025,000 |
| • Brood Mares | * | | | | | \$3,900,000 |
| ° Race Horses | 70 | 600 | No. Brood Mares | 400 | head | \$2,400,000 |
| ° Show Horses | 50 | 200 | No. Brood Mares | 100 | head | \$400,000 |
| ° Recreation Horses | 500 | 2,000 | No. Brood Mares | 1,000 | head | \$1,100,000 |
| • Race Horses | 50 | | | 250 | head | \$2,500,000 |
| • Show Horses | 300 | | | 600 | head | \$4,500,000 |
| • Recreation Horses | 500 | | | 750 | head | \$1,125,000 |
| SHEEP (TOTAL) | 10 | 120 | No. Breeding Ewes | | | \$43,871 |
| • Slaughter Lambs | * | | | 55 | cwt. | \$17,183 |
| • Feeder Lambs | * | | | 40 | cwt. | \$7,957 |
| • Show Lambs | * | | | 40 | head | \$16,000 |
| • Cull Sheep | * | | | 15 | head | \$2,732 |
| GOATS (TOTAL) | 30 | 350 | No. Does | | | \$108,791 |
| • Show Goats | * | | | 50 | head | \$20,000 |
| • Stocker Goats | * | | | 300 | head | \$78,537 |
| • Cull Goats | * | | | 50 | head | \$10,254 |
| SWINE (TOTAL) | 10 | 20 | No. Sows | | | \$3,802 |
| • Feeder Pigs | * | | | 100 | head | \$3,802 |

Washington Parish - All Enterprises (TOTAL)

\$79,650,492

| Webster Parish | | | | | Plant Enterprises Production | | |
|---------------------------|---------------------|---------------|-----------------|----------------|------------------------------|------------|------------------|
| Crop | Number of Producers | Planted Acres | Harvested Acres | Yield Per Acre | Total Production | Measure | Gross Farm Value |
| PLANT ENTERPRISES (TOTAL) | * | | | | | | \$27,066,928 |
| FORESTRY (TOTAL) | * | | | | | | \$20,314,308 |
| • Pulpwood | * | | | | | | |
| ° Pine | * | | | | 94,857 | cords | |
| ° Hardwood | * | | | | 18,919 | cords | |
| • Chip & Saw | * | | | | 7,050 | cords | |
| • Saw Timber | * | | | | | | |
| ° Pine | * | | | | 29,937,941 | board feet | |
| ° Hardwood | * | | | | 1,465,665 | board feet | |

| | | | | | | |
|---|----|-------|---------|----------------------|-------------------------|--------------|
| • Total Pulpwood, Chip & Saw, Saw Timber FOB Mill | * | | | | | \$20,282,808 |
| • Total Forestry Stumpage | * | | | | | \$8,823,742 |
| • Christmas Trees | 3 | | | | 375 trees | \$31,500 |
| FRUITS (TOTAL) | * | | 31.0 | | | \$238,940 |
| • Blackberries | * | | 4.0 | 4,200.00 | 16,800 pints | \$85,680 |
| • Blueberries | * | | 4.0 | 3,350.00 | 13,400 lbs. | \$63,650 |
| • Mayhaws | * | | 7.0 | | | \$38,750 |
| ° Native | * | | 2.0 | 2,500.00 | 5,000 lbs. | \$13,750 |
| ° Orchard | * | | 5.0 | 2,500.00 | 12,500 lbs. | \$25,000 |
| • Peaches | 4 | | 12.0 | 75.00 | 900 bu. | \$40,590 |
| • Pears | * | | 4.0 | 130.00 | 520 bu. | \$10,270 |
| GREENHOUSE VEGETABLES (TOTAL) | * | | 2,500.0 | | | \$44,688 |
| • Tomatoes | * | | 2,500.0 | 6.50 Yield / sq. ft. | 16,250 lbs. | \$44,688 |
| HAY FOR SALE (TOTAL) | * | | 7,500.0 | | | \$2,311,200 |
| • Grass | 60 | | 7,500.0 | 3.00 | 22,500 tons | \$2,311,200 |
| HOME GARDENS (TOTAL) | * | | | | | \$2,637,856 |
| PECANS (TOTAL) | * | | 35.0 | | | \$9,813 |
| • Improved | 9 | | 30.0 | 250.00 | 7,500 lbs. | \$9,450 |
| • Native | * | | 5.0 | 145.00 | 725 lbs. | \$363 |
| VEGETABLES (TOTAL) | * | 104.8 | 104.8 | | | \$1,510,124 |
| • Cantaloupe | * | 5.0 | 5.0 | 250.00 | 1,250 cartons (40 lbs.) | \$45,000 |
| • Collards | * | 5.0 | 5.0 | | | \$47,500 |
| ° Collards (Fresh) | 5 | 5.0 | 5.0 | 500.00 | 2,500 doz. bunches | \$47,500 |
| • Cucumber | * | 4.0 | 4.0 | | | \$23,400 |
| ° Cucumber (Fresh) | 5 | 4.0 | 4.0 | 300.00 | 1,200 bu. (50 lbs.) | \$23,400 |
| • Irish Potatoes | * | 8.0 | 8.0 | | | \$113,600 |
| ° Irish Potatoes (Fresh) | 5 | 8.0 | 8.0 | 200.00 | 1,600 cwt. | \$113,600 |
| • Lima Beans | * | 1.0 | 1.0 | | | \$3,125 |
| ° Lima Beans (Fresh) | * | 1.0 | 1.0 | 100.00 | 100 bu. (32 lbs.) | \$3,125 |
| • Mustard (Fresh) | 7 | 7.0 | 7.0 | 525.00 | 3,675 doz. bunches | \$66,150 |
| • Okra (Fresh) | 5 | 5.0 | 5.0 | 260.00 | 1,300 bu. | \$63,700 |
| • Peppers | * | 9.0 | 9.0 | | | \$115,438 |
| ° Banana | * | 4.0 | 4.0 | 250.00 | 1,000 bu. (25 lbs.) | \$35,000 |
| ° Bell | 5 | 5.0 | 5.0 | 650.00 | 3,250 bu. (28 lbs.) | \$80,438 |
| • Snap Beans (Fresh) | 3 | 5.0 | 5.0 | 170.00 | 850 bu. (30 lbs.) | \$42,500 |
| • Southern Peas (Fresh) | 10 | 25.0 | 25.0 | 110.00 | 2,750 bu. (24 lbs.) | \$92,125 |

| | | | | | | |
|--------------------|----|------|------|----------|-----------------------|-----------|
| • Squash (Fresh) | * | 8.8 | 8.8 | | | \$84,206 |
| ° Yellow Squash | 3 | 6.8 | 6.8 | 215.00 | 1,451 bu. (45 lbs.) | \$65,306 |
| ° Zucchini Squash | * | 2.0 | 2.0 | 210.00 | 420 bu. (45 lbs.) | \$18,900 |
| • Tomatoes (Field) | 10 | 15.0 | 15.0 | 1,300.00 | 19,500 lugs (20 lbs.) | \$741,000 |
| • Watermelon | 4 | 7.0 | 7.0 | 220.00 | 1,540 cwt. | \$72,380 |

| Webster Parish | | Fisheries & Wildlife Enterprises Production | | | | |
|--|---------------------|---|------------------|------------------|-------------------|------------------|
| Fisheries | Number of Producers | Units of Production | Units of Measure | Total Production | Measure | Gross Farm Value |
| FISHERIES & WILDLIFE ENTERPRISES (TOTAL) | * | | | | | \$3,514,248 |
| AQUACULTURE (TOTAL) | * | | | | | \$9,900 |
| • Catfish (Farm) | * | | 1 Acres in Prod. | 4,500 | lbs. | \$7,200 |
| • Minnows | * | | 3 Acres in Prod. | 900 | lbs. | \$2,700 |
| FUR ANIMALS (TOTAL) | * | | | 19 | pelts | \$129 |
| ALLIGATORS (WILD) (TOTAL) | * | | | 2 | number of animals | \$423 |
| HUNTING LEASES (TOTAL) | * | | | | | \$3,493,400 |
| • Waterfowl | 12 | 1,000 | No. Acres Leased | | acre | \$28,400 |
| • All Other Game | 65 | 198,000 | No. Acres Leased | | acre | \$3,465,000 |
| HONEY (TOTAL) | 10 | 60 | No. Hives | 5,650 | lbs. | \$10,396 |

| Webster Parish | | Animal Enterprises Production | | | | |
|----------------------------|---------------------|-------------------------------|------------------|------------------|---------|------------------|
| Animal | Number of Producers | Units of Production | Units of Measure | Total Production | Measure | Gross Farm Value |
| ANIMAL ENTERPRISES (TOTAL) | * | | | | | \$49,072,161 |
| CATTLE & CALVES (TOTAL) | 178 | 8,600 | No. Cows | | | \$6,664,431 |
| • Steer Calves | * | | | | | \$2,624,221 |
| ° 300-400 lbs. | * | | | 1,200 | head | \$651,336 |
| ° 400-500 lbs. | * | | | 1,500 | head | \$994,005 |
| ° 500-600 lbs. | * | | | 850 | head | \$641,504 |
| ° 600-700 lbs. | * | | | 400 | head | \$337,376 |
| • Heifer Calves | * | | | | | \$1,868,129 |
| ° 300-400 lbs. | * | | | 1,250 | head | \$567,481 |
| ° 400-500 lbs. | * | | | 1,300 | head | \$728,325 |
| ° 500-600 lbs. | * | | | 450 | head | \$295,886 |
| ° 600-700 lbs. | * | | | 375 | head | \$276,437 |
| • Yearling Cattle | * | | | | | \$1,020,765 |

| | | | | |
|------------------------|-----|---------------------|-----------------------------------|--------------|
| ° 600-700 lbs. | * | | 750 head | \$592,703 |
| ° 700-800 lbs. | * | | 500 head | \$428,063 |
| • Cow-Calf Pairs | * | | 575 pair | \$597,770 |
| • Cull Cows | * | | 800 head | \$367,404 |
| • Cull Bulls | * | | 150 head | \$186,143 |
| DAIRY (TOTAL) | * | | | \$22,040 |
| • Dairy Goats | * | 20 Total Adult Does | 38,000 Pounds | \$22,040 |
| HORSES (TOTAL) | * | | | \$3,649,500 |
| • Brood Mares | * | | | \$632,000 |
| ° Race Horses | 15 | 145 No. Brood Mares | 70 head | \$420,000 |
| ° Show Horses | 10 | 40 No. Brood Mares | 20 head | \$80,000 |
| ° Recreation Horses | 100 | 300 No. Brood Mares | 120 head | \$132,000 |
| • Stud Fees | * | | | \$257,500 |
| ° Race Horses | * | 20 No. Stallions | 45 mares bred | \$112,500 |
| ° Show Horses | * | 15 No. Stallions | 50 mares bred | \$75,000 |
| ° Recreation Horses | * | 65 No. Stallions | 140 mares bred | \$70,000 |
| • Race Horses | 22 | | 60 head | \$600,000 |
| • Show Horses | 35 | | 130 head | \$975,000 |
| • Recreation Horses | 360 | | 790 head | \$1,185,000 |
| POULTRY (TOTAL) | * | | | \$38,630,050 |
| • Broilers | 5 | | 32,304,680 lbs. | \$32,950,774 |
| • Cull Hens | * | | 1,386,900 lbs. | \$69,345 |
| • Breeder Flocks | 5 | 154,100 No. Birds | 1,947,893 doz. hatching eggs sold | \$5,609,932 |
| GOATS (TOTAL) | 12 | 240 No. Does | | \$74,752 |
| • Show Goats | * | | 15 head | \$6,000 |
| • Slaughter Goats | * | | 170 head | \$34,371 |
| • Stocker Goats | * | | 100 head | \$26,179 |
| • Cull Goats | * | | 40 head | \$8,203 |
| SWINE (TOTAL) | 4 | 15 No. Sows | | \$16,387 |
| • Show Pigs | * | | 20 head | \$8,000 |
| • Feeder Pigs | * | | 55 head | \$2,091 |
| • Slaughter Hogs | * | | 35 head | \$6,295 |
| EXOTIC ANIMALS (TOTAL) | * | | | \$15,000 |
| • Deer/Antelope | * | 35 No. Animals | 30 head | \$15,000 |

Webster Parish - All Enterprises (TOTAL)

\$79,653,337

| West Baton Rouge Parish | | | | | Plant Enterprises Production | | |
|---|---------------------|---------------|-----------------|----------------|------------------------------|-------------------|------------------|
| Crop | Number of Producers | Planted Acres | Harvested Acres | Yield Per Acre | Total Production | Measure | Gross Farm Value |
| PLANT ENTERPRISES (TOTAL) | * | | | | | | \$32,728,613 |
| FORESTRY (TOTAL) | * | | | | | | \$138,920 |
| • Pulpwood | * | | | | | | |
| ◦ Pine | * | | | | 21 | cords | |
| ◦ Hardwood | * | | | | 8 | cords | |
| • Chip & Saw | * | | | | 267 | cords | |
| • Saw Timber | * | | | | | | |
| ◦ Hardwood | * | | | | 187,897 | board feet | |
| • Total Pulpwood, Chip & Saw, Saw Timber FOB Mill | * | | | | | | \$138,920 |
| • Total Forestry Stumpage | * | | | | | | \$66,836 |
| FEED GRAINS (TOTAL) | * | 264.0 | 264.0 | | | | \$289,832 |
| • Corn | * | 264.0 | 264.0 | 195.00 | 51,480 | bu. | \$289,832 |
| HAY FOR SALE (TOTAL) | * | | 3,500.0 | | | | \$719,040 |
| • Grass | 25 | | 3,500.0 | 2.00 | 7,000 | tons | \$719,040 |
| HOME GARDENS (TOTAL) | * | | | | | | \$2,036,192 |
| PECANS (TOTAL) | * | | 1,065.0 | | | | \$120,475 |
| • Improved | 10 | | 65.0 | 250.00 | 16,250 | lbs. | \$20,475 |
| • Native | 55 | | 1,000.0 | 200.00 | 200,000 | lbs. | \$100,000 |
| RICE (TOTAL) | * | 604.0 | 604.0 | 85.00 | 51,340 | cwt. | \$703,871 |
| SOYBEANS (TOTAL) | 15 | 6,387.0 | 6,387.0 | 58.00 | 370,446 | bu. | \$4,389,785 |
| SUGARCANE (TOTAL) | * | 15,796.0 | 14,690.3 | | | | \$23,566,564 |
| • Raw Sugar | 16 | 15,796.0 | 14,690.3 | 8,508.39 | 124,990,802 | lbs. | \$22,498,344 |
| • Molasses | * | 15,796.0 | 14,690.3 | 183.44 | 2,694,802 | gal. | \$1,068,219 |
| VEGETABLES (TOTAL) | * | 69.0 | 69.0 | | | | \$739,188 |
| • Broccoli (Fresh) | * | 1.0 | 1.0 | 350.00 | 350 | cartons (20 lbs.) | \$10,500 |
| • Cabbage | * | 1.0 | 1.0 | | | | \$8,250 |
| ◦ Cabbage (Fresh) | * | 1.0 | 1.0 | 550.00 | 550 | sacks (50 lbs.) | \$8,250 |
| • Cauliflower | * | 1.0 | 1.0 | 200.00 | 200 | cartons (20 lbs.) | \$5,800 |
| • Cucumber | * | 1.0 | 1.0 | | | | \$5,363 |
| ◦ Cucumber (Fresh) | * | 1.0 | 1.0 | 275.00 | 275 | bu. (50 lbs.) | \$5,363 |
| • Garlic | * | 1.0 | 1.0 | 850.00 | 850 | lbs. | \$1,700 |
| • Irish Potatoes | * | 8.0 | 8.0 | | | | \$156,200 |
| ◦ Irish Potatoes (Fresh) | * | 8.0 | 8.0 | 275.00 | 2,200 | cwt. | \$156,200 |
| • Lima Beans | * | 2.0 | 2.0 | | | | \$4,500 |

| | | | | | | |
|----------------------|---|------|------|--------|---------------------|-----------|
| ° Lima Beans (Fresh) | * | 2.0 | 2.0 | 72.00 | 144 bu. (32 lbs.) | \$4,500 |
| • Mustard (Fresh) | * | 24.0 | 24.0 | 650.00 | 15,600 doz. bunches | \$280,800 |
| • Okra (Fresh) | * | 14.0 | 14.0 | 325.00 | 4,550 bu. | \$222,950 |
| • Onions | * | 4.0 | 4.0 | 150.00 | 600 bag (50 lbs.) | \$11,400 |
| • Green Onions | * | 6.0 | 6.0 | 250.00 | 1,500 lbs. | \$3,375 |
| • Sweet Corn (Fresh) | * | 6.0 | 6.0 | 630.00 | 3,780 doz. ears | \$28,350 |
| WHEAT (TOTAL) | * | 89.0 | 89.0 | 42.00 | 3,738 bu. | \$24,746 |

| West Baton Rouge Parish | | | Fisheries & Wildlife Enterprises Production | | | |
|--|---------------------|---------------------|---|------------------|-------------------|------------------|
| Fisheries | Number of Producers | Units of Production | Units of Measure | Total Production | Measure | Gross Farm Value |
| FISHERIES & WILDLIFE ENTERPRISES (TOTAL) | * | | | | | \$1,542,010 |
| AQUACULTURE (TOTAL) | * | | | | | \$687,338 |
| • Crawfish (Farm) | 7 | 430 | Acres in Prod. | 224,300 | lbs. | \$372,338 |
| • Other Species | * | 6 | Acres in Prod. | 7,000 | lbs. | \$315,000 |
| FUR ANIMALS (TOTAL) | * | | | 18 | pelts | \$122 |
| ALLIGATORS (WILD) (TOTAL) | * | | | 33 | number of animals | \$6,986 |
| HUNTING LEASES (TOTAL) | * | | | | | \$823,000 |
| • Waterfowl | 10 | 1,250 | No. Acres Leased | | acre | \$35,500 |
| • All Other Game | 25 | 45,000 | No. Acres Leased | | acre | \$787,500 |
| HONEY (TOTAL) | 3 | 133 | No. Hives | 13,350 | lbs. | \$24,564 |

| West Baton Rouge Parish | | | Animal Enterprises Production | | | |
|----------------------------|---------------------|---------------------|-------------------------------|------------------|---------|------------------|
| Animal | Number of Producers | Units of Production | Units of Measure | Total Production | Measure | Gross Farm Value |
| ANIMAL ENTERPRISES (TOTAL) | * | | | | | \$2,083,013 |
| CATTLE & CALVES (TOTAL) | 41 | 1,600 | No. Cows | | | \$1,211,870 |
| • Steer Calves | * | | | | | \$357,459 |
| ° 300-400 lbs. | * | | | 82 | head | \$44,508 |
| ° 400-500 lbs. | * | | | 172 | head | \$113,979 |
| ° 500-600 lbs. | * | | | 172 | head | \$129,810 |
| ° 600-700 lbs. | * | | | 82 | head | \$69,162 |
| • Heifer Calves | * | | | | | \$276,171 |
| ° 300-400 lbs. | * | | | 82 | head | \$37,227 |
| ° 400-500 lbs. | * | | | 172 | head | \$96,363 |

| | | | | | |
|------------------------|-----|-----|--------------------|-------------------|------------------|
| ° 500-600 lbs. | * | | | 172 head | \$113,094 |
| ° 600-700 lbs. | * | | | 40 head | \$29,487 |
| • Yearling Cattle | * | | | | \$455,854 |
| ° 600-700 lbs. | * | | | 332 head | \$262,370 |
| ° 700-800 lbs. | * | | | 226 head | \$193,484 |
| • Cow-Calf Pairs | * | | | 89 pair | \$92,524 |
| • Cull Cows | * | | | 38 head | \$17,452 |
| • Cull Bulls | * | | | 10 head | \$12,410 |
| HORSES (TOTAL) | * | | | | \$812,500 |
| • Brood Mares | * | | | | \$118,500 |
| ° Show Horses | 10 | 30 | No. Brood Mares | 20 head | \$80,000 |
| ° Recreation Horses | 35 | 420 | No. Brood Mares | 35 head | \$38,500 |
| • Stud Fees | * | | | | \$45,500 |
| ° Show Horses | * | 12 | No. Stallions | 22 mares bred | \$33,000 |
| ° Recreation Horses | * | 8 | No. Stallions | 25 mares bred | \$12,500 |
| • Race Horses | 4 | | | 11 head | \$110,000 |
| • Show Horses | 10 | | | 13 head | \$97,500 |
| • Recreation Horses | 200 | | | 294 head | \$441,000 |
| POULTRY (TOTAL) | * | | | | \$77 |
| • Edible Eggs | 18 | 65 | No. Hens | 85 doz. eggs sold | \$77 |
| GOATS (TOTAL) | 13 | 229 | No. Does | | \$58,567 |
| • Show Goats | * | | | 15 head | \$6,000 |
| • Slaughter Goats | * | | | 260 head | \$52,567 |

West Baton Rouge Parish - All Enterprises (TOTAL)

\$36,353,636

| West Carroll Parish | | | | | Plant Enterprises Production | | |
|---|---------------------|---------------|-----------------|----------------|------------------------------|---------------|------------------|
| Crop | Number of Producers | Planted Acres | Harvested Acres | Yield Per Acre | Total Production | Measure | Gross Farm Value |
| PLANT ENTERPRISES (TOTAL) | * | | | | | | \$76,938,457 |
| COTTON (TOTAL) | * | 3,597.0 | 3,597.0 | | | | \$3,545,255 |
| • Lint - Irrigated | * | 3,332.0 | 3,332.0 | 940.00 | 3,132,080 | lbs. | \$2,455,551 |
| • Lint - Non-irrigated | * | 265.0 | 265.0 | 925.00 | 245,125 | lbs. | \$192,178 |
| • Seed - Irrigated | * | 3,332.0 | 3,332.0 | 1,504.00 | 5,011,328 | lbs. | \$832,382 |
| • Seed - Non-irrigated | * | 265.0 | 265.0 | 1.480.00 | 392,200 | lbs. | \$65,144 |
| FORESTRY (TOTAL) | * | | | | | | \$134,547 |
| • Pulpwood | * | | | | | | |
| ° Pine | * | | | | 675 | cords | |
| ° Hardwood | * | | | | 306 | cords | |
| • Chip & Saw | * | | | | 23 | cords | |
| • Saw Timber | * | | | | | | |
| ° Pine | * | | | | 149,314 | board feet | |
| • Total Pulpwood, Chip & Saw, Saw Timber FOB Mill | * | | | | | | \$129,507 |
| • Total Forestry Stumpage | * | | | | | | \$51,598 |
| • Christmas Trees | * | | | | 60 | trees | \$5,040 |
| FRUITS (TOTAL) | * | | 58.8 | | | | \$125,339 |
| • Blackberries | * | | 0.8 | 420.00 | 336 | pints | \$1,714 |
| • Blueberries | * | | 1.0 | 2,500.00 | 2,500 | lbs. | \$11,875 |
| • Mayhaws | * | | 57.0 | | | | \$111,750 |
| ° Native | * | | 30.0 | 700.00 | 21,000 | lbs. | \$57,750 |
| ° Orchard | 7 | | 27.0 | 1,000.00 | 27,000 | lbs. | \$54,000 |
| FEED GRAINS (TOTAL) | * | 31,023.0 | 30,580.0 | | | | \$29,222,594 |
| • Corn | 60 | 30,943.0 | 30,500.0 | 170.00 | 5,185,000 | bu. | \$29,191,550 |
| • Grain Sorghum | * | 80.0 | 80.0 | 65.00 | 5,200 | bu. | \$31,044 |
| HAY FOR SALE (TOTAL) | * | | 9,500.0 | | | | \$2,439,600 |
| • Grass | 50 | | 9,500.0 | 2.50 | 23,750 | tons | \$2,439,600 |
| HOME GARDENS (TOTAL) | * | | | | | | \$702,848 |
| PECANS (TOTAL) | * | | 70.0 | | | | \$6,465 |
| • Improved | * | | 40.0 | 100.00 | 4,000 | lbs. | \$5,040 |
| • Native | 8 | | 30.0 | 95.00 | 2,850 | lbs. | \$1,425 |
| RICE (TOTAL) | * | 710.0 | 710.0 | 70.00 | 49,700 | cwt. | \$681,387 |
| SOYBEANS (TOTAL) | 110 | 46,575.0 | 45,800.0 | 53.00 | 2,427,400 | bu. | \$28,764,690 |
| SWEET POTATOES (TOTAL) | 8 | 2,374.0 | 2,200.0 | 550.00 | 1,210,000 | bu. (50 lbs.) | \$10,377,400 |

| | | | | | | | |
|-------------------------------|----------|-------------|-------------|--------|-----------|-------------------|------------------|
| • Sweet Potatoes (Canning) | * | 2,374.0 | 2,200.0 | | | bu. (50 lbs.) | |
| • Sweet Potatoes (Fresh) | * | 2,374.0 | 2,200.0 | 3.00 | 6,600 | bu. (50 lbs.) | \$148,500 |
| • Sweet Potatoes (Processing) | * | 2,374.0 | 2,200.0 | 547.00 | 1,203,400 | bu. (50 lbs.) | \$10,228,900 |
| VEGETABLES (TOTAL) | * | 61.5 | 61.5 | | | | \$938,333 |
| • Cantaloupe | * | 2.0 | 2.0 | 200.00 | 400 | cartons (40 lbs.) | \$14,400 |
| • Collards | * | 2.0 | 2.0 | | | | \$14,440 |
| ° Collards (Fresh) | * | 2.0 | 2.0 | 380.00 | 760 | doz. bunches | \$14,440 |
| • Eggplant | 3 | 2.0 | 2.0 | 350.00 | 700 | bu. (33 lbs.) | \$11,200 |
| • Irish Potatoes | * | 3.0 | 3.0 | | | | \$31,950 |
| ° Irish Potatoes (Fresh) | * | 3.0 | 3.0 | 150.00 | 450 | cwt. | \$31,950 |
| • Mustard (Fresh) | * | 4.0 | 4.0 | 300.00 | 1,200 | doz. bunches | \$21,600 |
| • Okra (Fresh) | * | 3.0 | 3.0 | 300.00 | 900 | bu. | \$44,100 |
| • Onions | * | 0.5 | 0.5 | 80.00 | 40 | bag (50 lbs.) | \$760 |
| • Southern Peas (Fresh) | * | 15.0 | 15.0 | 90.00 | 1,350 | bu. (24 lbs.) | \$45,225 |
| • Squash (Processing) | * | 6.0 | 6.0 | | | | \$13,838 |
| ° Yellow Squash | 8 | 6.0 | 6.0 | 225.00 | 1,350 | cwt. | \$13,838 |
| • Tomatoes (Field) | 7 | 18.0 | 18.0 | 980.00 | 17,640 | lugs (20 lbs.) | \$670,320 |
| • Watermelon | * | 6.0 | 6.0 | 250.00 | 1,500 | cwt. | \$70,500 |

| West Carroll Parish | | | Fisheries & Wildlife Enterprises Production | | | |
|---|---------------------|---------------------|---|------------------|-------------|------------------|
| Fisheries | Number of Producers | Units of Production | Units of Measure | Total Production | Measure | Gross Farm Value |
| FISHERIES & WILDLIFE ENTERPRISES (TOTAL) | * | | | | | \$52,738 |
| FUR ANIMALS (TOTAL) | * | | | 67 | pelts | \$454 |
| HUNTING LEASES (TOTAL) | * | | | | | \$37,380 |
| • Waterfowl | * | 700 | No. Acres Leased | | acre | \$19,880 |
| • All Other Game | 3 | 1,000 | No. Acres Leased | | acre | \$17,500 |
| HONEY (TOTAL) | 5 | 210 | No. Hives | 8,100 | lbs. | \$14,904 |

| West Carroll Parish | | | Animal Enterprises Production | | | |
|---|---------------------|---------------------|-------------------------------|------------------|----------------|------------------|
| Animal | Number of Producers | Units of Production | Units of Measure | Total Production | Measure | Gross Farm Value |
| ANIMAL ENTERPRISES (TOTAL) | * | | | | | \$6,553,880 |
| CATTLE & CALVES (TOTAL) | 100 | 10,500 | No. Cows | | | \$5,613,056 |
| • Steer Calves | * | | | | | \$1,569,114 |
| ◦ 300-400 lbs. | * | | | 485 | head | \$263,248 |
| ◦ 400-500 lbs. | * | | | 550 | head | \$364,469 |
| ◦ 500-600 lbs. | * | | | 550 | head | \$415,091 |
| ◦ 600-700 lbs. | * | | | 624 | head | \$526,307 |
| • Heifer Calves | * | | | | | \$1,350,404 |
| ◦ 300-400 lbs. | * | | | 486 | head | \$220,637 |
| ◦ 400-500 lbs. | * | | | 550 | head | \$308,138 |
| ◦ 500-600 lbs. | * | | | 550 | head | \$361,639 |
| ◦ 600-700 lbs. | * | | | 624 | head | \$459,991 |
| • Yearling Cattle | * | | | | | \$1,515,013 |
| ◦ 600-700 lbs. | * | | | 1,344 | head | \$1,062,123 |
| ◦ 700-800 lbs. | * | | | 529 | head | \$452,890 |
| • Cow-Calf Pairs | * | | | 480 | pair | \$499,008 |
| • Cull Cows | * | | | 696 | head | \$319,641 |
| • Cull Bulls | * | | | 290 | head | \$359,876 |
| HORSES (TOTAL) | * | | | | | \$915,000 |
| • Show Horses | 4 | | | 12 | head | \$90,000 |
| • Recreation Horses | 90 | | | 550 | head | \$825,000 |
| POULTRY (TOTAL) | * | | | | | \$945 |
| • Edible Eggs | 5 | 85 | No. Hens | 1,050 | doz. eggs sold | \$945 |
| SHEEP (TOTAL) | 3 | 15 | No. Breeding Ewes | | | |
| GOATS (TOTAL) | 3 | 65 | No. Does | | | \$20,879 |
| • Show Goats | * | | | 30 | head | \$12,000 |
| • Stocker Goats | * | | | 30 | head | \$7,854 |
| • Cull Goats | * | | | 5 | head | \$1,025 |
| SWINE (TOTAL) | 3 | 60 | No. Sows | | | \$4,000 |
| • Show Pigs | * | | | 10 | head | \$4,000 |
| West Carroll Parish - All Enterprises (TOTAL) | | | | | | \$83,545,074 |

| West Feliciana Parish | | | | | Plant Enterprises Production | | |
|---|---------------------|---------------|-----------------|----------------------|------------------------------|-------------------|------------------|
| Crop | Number of Producers | Planted Acres | Harvested Acres | Yield Per Acre | Total Production | Measure | Gross Farm Value |
| PLANT ENTERPRISES (TOTAL) | * | | | | | | \$9,642,727 |
| FORESTRY (TOTAL) | * | | | | | | \$4,066,209 |
| • Pulpwood | * | | | | | | |
| ° Pine | * | | | | 21,033 | cords | |
| ° Hardwood | * | | | | 4,564 | cords | |
| • Chip & Saw | * | | | | 5,430 | cords | |
| • Saw Timber | * | | | | | | |
| ° Pine | * | | | | 1,999,885 | board feet | |
| ° Hardwood | * | | | | 1,302,445 | board feet | |
| • Total Pulpwood, Chip & Saw, Saw Timber FOB Mill | * | | | | | | \$4,065,789 |
| • Total Forestry Stumpage | * | | | | | | \$1,639,267 |
| • Christmas Trees | * | | | | 5 | trees | \$420 |
| FRUITS (TOTAL) | * | | 1.1 | | | | \$16,625 |
| • Blueberries | * | | 1.0 | 3,500.00 | 3,500 | lbs. | \$16,625 |
| • Figs | * | | 0.1 | 0.10 | 0 | lbs. | \$0 |
| FEED GRAINS (TOTAL) | * | 465.0 | 465.0 | | | | \$575,949 |
| • Corn | * | 465.0 | 465.0 | 220.00 | 102,300 | bu. | \$575,949 |
| GREENHOUSE VEGETABLES (TOTAL) | * | | 7,000.0 | | | | \$42,000 |
| • Other | * | | 7,000.0 | 2.00 Yield / sq. ft. | 14,000 | lbs. | \$42,000 |
| HAY FOR SALE (TOTAL) | * | | 10,500.0 | | | | \$1,887,480 |
| • Grass | 62 | | 10,500.0 | 1.75 | 18,375 | tons | \$1,887,480 |
| HOME GARDENS (TOTAL) | * | | | | | | \$1,133,696 |
| SOYBEANS (TOTAL) | * | 1,600.0 | 1,600.0 | 46.00 | 73,600 | bu. | \$872,160 |
| SWEET POTATOES (TOTAL) | * | 2.0 | 2.0 | 200.00 | 400 | bu. (50 lbs.) | \$9,000 |
| • Sweet Potatoes (Canning) | * | 2.0 | 2.0 | | | bu. (50 lbs.) | |
| • Sweet Potatoes (Fresh) | * | 2.0 | 2.0 | 200.00 | 400 | bu. (50 lbs.) | \$9,000 |
| • Sweet Potatoes (Processing) | * | 2.0 | 2.0 | | | bu. (50 lbs.) | |
| VEGETABLES (TOTAL) | * | 91.8 | 91.8 | | | | \$1,039,608 |
| • Broccoli (Fresh) | * | 6.0 | 6.0 | 550.00 | 3,300 | cartons (20 lbs.) | \$99,000 |
| • Cabbage | * | 6.0 | 6.0 | | | | \$4,500 |
| ° Cabbage (Fresh) | * | 6.0 | 6.0 | 50.00 | 300 | sacks (50 lbs.) | \$4,500 |
| • Carrots | * | 4.0 | 4.0 | 520.00 | 2,080 | doz. bunches | \$41,600 |
| • Cauliflower | * | 6.0 | 6.0 | 370.00 | 2,220 | cartons (20 lbs.) | \$64,380 |

| | | | | | | |
|--------------------------|---|------|------|----------|----------------------|-----------|
| • Collards | * | 5.0 | 5.0 | | | \$40,375 |
| ° Collards (Fresh) | * | 5.0 | 5.0 | 425.00 | 2,125 doz. bunches | \$40,375 |
| • Cucumber | * | 6.0 | 6.0 | | | \$29,250 |
| ° Cucumber (Fresh) | 4 | 6.0 | 6.0 | 250.00 | 1,500 bu. (50 lbs.) | \$29,250 |
| • Eggplant | * | 0.3 | 0.3 | 350.00 | 88 bu. (33 lbs.) | \$1,400 |
| • Irish Potatoes | * | 10.0 | 10.0 | | | \$134,900 |
| ° Irish Potatoes (Fresh) | * | 10.0 | 10.0 | 190.00 | 1,900 cwt. | \$134,900 |
| • Mustard (Fresh) | 3 | 5.0 | 5.0 | 525.00 | 2,625 doz. bunches | \$47,250 |
| • Okra (Fresh) | * | 7.0 | 7.0 | 560.00 | 3,920 bu. | \$192,080 |
| • Southern Peas (Fresh) | * | 1.0 | 1.0 | 110.00 | 110 bu. (24 lbs.) | \$3,685 |
| • Squash (Fresh) | * | 16.0 | 16.0 | | | \$162,000 |
| ° Yellow Squash | * | 8.0 | 8.0 | 225.00 | 1,800 bu. (45 lbs.) | \$81,000 |
| ° Zucchini Squash | * | 8.0 | 8.0 | 225.00 | 1,800 bu. (45 lbs.) | \$81,000 |
| • Sweet Corn (Fresh) | 3 | 15.0 | 15.0 | 15.00 | 225 doz. ears | \$1,688 |
| • Tomatoes (Field) | 5 | 4.0 | 4.0 | 1,400.00 | 5,600 lugs (20 lbs.) | \$212,800 |
| • Watermelon | * | 0.5 | 0.5 | 200.00 | 100 cwt. | \$4,700 |

| West Feliciana Parish | | Fisheries & Wildlife Enterprises Production | | | | |
|--|---------------------|---|------------------|------------------|-------------------|------------------|
| Fisheries | Number of Producers | Units of Production | Units of Measure | Total Production | Measure | Gross Farm Value |
| FISHERIES & WILDLIFE ENTERPRISES (TOTAL) | * | | | | | \$3,510,977 |
| FUR ANIMALS (TOTAL) | * | | | 92 | pelts | \$623 |
| ALLIGATORS (WILD) (TOTAL) | * | | | 35 | number of animals | \$7,410 |
| HUNTING LEASES (TOTAL) | * | | | | | \$3,500,000 |
| • All Other Game | 190 | 200,000 | No. Acres Leased | | acre | \$3,500,000 |
| HONEY (TOTAL) | 5 | 32 | No. Hives | 1,600 | lbs. | \$2,944 |

| West Feliciana Parish | | Animal Enterprises Production | | | | |
|----------------------------|---------------------|-------------------------------|------------------|------------------|---------|------------------|
| Animal | Number of Producers | Units of Production | Units of Measure | Total Production | Measure | Gross Farm Value |
| ANIMAL ENTERPRISES (TOTAL) | * | | | | | \$7,564,447 |
| CATTLE & CALVES (TOTAL) | 77 | 8,100 | No. Cows | | | \$5,203,186 |
| • Steer Calves | * | | | | | \$2,615,935 |
| ° 300-400 lbs. | * | | | 350 | head | \$189,973 |
| ° 400-500 lbs. | * | | | 520 | head | \$344,588 |

| | | | | |
|---------------------|-----|---------------------|---------------|-------------|
| ° 500-600 lbs. | * | | 1,400 head | \$1,056,594 |
| ° 600-700 lbs. | * | | 1,215 head | \$1,024,780 |
| • Heifer Calves | * | | | \$1,971,883 |
| ° 300-400 lbs. | * | | 300 head | \$136,196 |
| ° 400-500 lbs. | * | | 450 head | \$252,113 |
| ° 500-600 lbs. | * | | 1,220 head | \$802,181 |
| ° 600-700 lbs. | * | | 1,060 head | \$781,395 |
| • Cow-Calf Pairs | * | | 162 pair | \$168,415 |
| • Cull Cows | * | | 830 head | \$381,182 |
| • Cull Bulls | * | | 53 head | \$65,770 |
| DAIRY (TOTAL) | * | | | \$18,291 |
| • Dairy Goats | * | 18 Total Adult Does | 31,536 Pounds | \$18,291 |
| HORSES (TOTAL) | * | | | \$2,304,000 |
| • Brood Mares | * | | | \$264,000 |
| ° Show Horses | 30 | 66 No. Brood Mares | 66 head | \$264,000 |
| • Recreation Horses | 610 | | 1,360 head | \$2,040,000 |
| GOATS (TOTAL) | 5 | 76 No. Does | | \$19,770 |
| • Show Goats | * | | 10 head | \$4,000 |
| • Slaughter Goats | * | | 78 head | \$15,770 |
| SWINE (TOTAL) | * | 10 No. Sows | | \$19,200 |
| • Show Pigs | * | | 48 head | \$19,200 |

West Feliciana Parish - All Enterprises (TOTAL)

\$20,718,150

| Winn Parish | | | | | Plant Enterprises Production | | |
|---|---------------------|---------------|-----------------|----------------|------------------------------|-------------------|------------------|
| Crop | Number of Producers | Planted Acres | Harvested Acres | Yield Per Acre | Total Production | Measure | Gross Farm Value |
| PLANT ENTERPRISES (TOTAL) | * | | | | | | \$68,852,091 |
| FORESTRY (TOTAL) | * | | | | | | \$65,077,920 |
| • Pulpwood | * | | | | | | |
| ◦ Pine | * | | | | 289,236 | cords | |
| ◦ Hardwood | * | | | | 30,550 | cords | |
| • Chip & Saw | * | | | | 88,826 | cords | |
| • Saw Timber | * | | | | | | |
| ◦ Pine | * | | | | 89,256,267 | board feet | |
| ◦ Hardwood | * | | | | 3,151,819 | board feet | |
| • Total Pulpwood, Chip & Saw, Saw Timber FOB Mill | * | | | | | | \$65,077,920 |
| • Total Forestry Stumpage | * | | | | | | \$29,001,823 |
| FRUITS (TOTAL) | * | | 12.0 | | | | \$254,810 |
| • Blackberries | * | | 2.0 | 300.00 | 600 | pints | \$3,060 |
| • Blueberries | * | | 10.0 | 5,300.00 | 53,000 | lbs. | \$251,750 |
| FEED GRAINS (TOTAL) | * | 315.0 | 315.0 | | | | \$248,283 |
| • Corn | * | 315.0 | 315.0 | 140.00 | 44,100 | bu. | \$248,283 |
| HAY FOR SALE (TOTAL) | * | | 3,300.0 | | | | \$847,440 |
| • Grass | 11 | | 3,300.0 | 2.50 | 8,250 | tons | \$847,440 |
| HOME GARDENS (TOTAL) | * | | | | | | \$988,992 |
| NURSERY CROPS (TOTAL) | * | | 8.5 | | | | \$790,417 |
| • Fruit and Nut Trees | 3 | | 1.5 | | | acre | \$12,606 |
| • Floraculture & Bedding Plants | 5 | | 3.0 | | | acre | \$713,995 |
| • Woody Ornamentals | * | | 1.5 | | | acre | \$18,233 |
| • Foliage Plants | 5 | | 2.5 | | | acre | \$45,583 |
| SOYBEANS (TOTAL) | * | 165.0 | 165.0 | 25.00 | 4,125 | bu. | \$48,881 |
| VEGETABLES (TOTAL) | * | 98.0 | 98.0 | | | | \$595,348 |
| • Cabbage | * | 2.0 | 2.0 | | | | \$5,100 |
| ◦ Cabbage (Fresh) | 4 | 2.0 | 2.0 | 170.00 | 340 | sacks (50 lbs.) | \$5,100 |
| • Cantaloupe | 6 | 3.0 | 3.0 | 210.00 | 630 | cartons (40 lbs.) | \$22,680 |
| • Collards | * | 4.0 | 4.0 | | | | \$23,940 |
| ◦ Collards (Fresh) | 8 | 4.0 | 4.0 | 315.00 | 1,260 | doz. bunches | \$23,940 |
| • Cucumber | * | 3.0 | 3.0 | | | | \$16,380 |
| ◦ Cucumber (Fresh) | 6 | 3.0 | 3.0 | 280.00 | 840 | bu. (50 lbs.) | \$16,380 |
| • Eggplant | 5 | 2.0 | 2.0 | 500.00 | 1,000 | bu. (33 lbs.) | \$16,000 |

| | | | | | | |
|--------------------------|----|------|------|--------|----------------------|-----------|
| • Irish Potatoes | * | 8.0 | 8.0 | | | \$90,880 |
| ° Irish Potatoes (Fresh) | 8 | 8.0 | 8.0 | 160.00 | 1,280 cwt. | \$90,880 |
| • Mustard (Fresh) | 8 | 4.5 | 4.5 | 320.00 | 1,440 doz. bunches | \$25,920 |
| • Okra (Fresh) | 4 | 2.5 | 2.5 | 160.00 | 400 bu. | \$19,600 |
| • Onions | 3 | 1.5 | 1.5 | 160.00 | 240 bag (50 lbs.) | \$4,560 |
| • Green Onions | 6 | 2.0 | 2.0 | 875.00 | 1,750 lbs. | \$3,938 |
| • Peppers | * | 6.0 | 6.0 | | | \$36,280 |
| ° Banana | 7 | 2.0 | 2.0 | 130.00 | 260 bu. (25 lbs.) | \$9,100 |
| ° Bell | 7 | 2.0 | 2.0 | 360.00 | 720 bu. (28 lbs.) | \$17,820 |
| ° Jalapeno | * | 2.0 | 2.0 | | | \$9,360 |
| - Jalapeno (Fresh) | 7 | 2.0 | 2.0 | 130.00 | 260 bu. (25 lbs.) | \$9,360 |
| - Jalapeno (Processing) | * | 0.0 | 0.0 | 0.00 | cwt. | |
| • Radish | 7 | 2.0 | 2.0 | 410.00 | 820 doz. bunches | \$9,840 |
| • Snap Beans (Fresh) | 7 | 4.5 | 4.5 | 85.00 | 383 bu. (30 lbs.) | \$19,125 |
| • Southern Peas (Fresh) | 16 | 19.0 | 19.0 | 70.00 | 1,330 bu. (24 lbs.) | \$44,555 |
| • Squash (Fresh) | * | 5.0 | 5.0 | | | \$19,125 |
| ° Yellow Squash | 6 | 2.5 | 2.5 | 65.00 | 163 bu. (45 lbs.) | \$7,313 |
| ° Zucchini Squash | 6 | 2.5 | 2.5 | 105.00 | 263 bu. (45 lbs.) | \$11,813 |
| • Sweet Corn (Fresh) | 8 | 6.0 | 6.0 | 360.00 | 2,160 doz. ears | \$16,200 |
| • Tomatoes (Field) | 7 | 3.5 | 3.5 | 950.00 | 3,325 lugs (20 lbs.) | \$126,350 |
| • Turnips (Fresh) | 6 | 4.5 | 4.5 | 310.00 | 1,395 doz. bunches | \$27,900 |
| • Watermelon | 5 | 15.0 | 15.0 | 95.00 | 1,425 cwt. | \$66,975 |

| Winn Parish | | | Fisheries & Wildlife Enterprises Production | | | |
|--|---------------------|---------------------|---|------------------|-------------------|------------------|
| Fisheries | Number of Producers | Units of Production | Units of Measure | Total Production | Measure | Gross Farm Value |
| FISHERIES & WILDLIFE ENTERPRISES (TOTAL) | * | | | | | \$1,779,353 |
| FUR ANIMALS (TOTAL) | * | | | 32 | pelts | \$217 |
| ALLIGATORS (WILD) (TOTAL) | * | | | 12 | number of animals | \$2,540 |
| HUNTING LEASES (TOTAL) | * | | | | | \$1,770,340 |
| • Waterfowl | * | 100 | No. Acres Leased | | acre | \$2,840 |
| • All Other Game | 51 | 101,000 | No. Acres Leased | | acre | \$1,767,500 |
| HONEY (TOTAL) | 6 | 45 | No. Hives | 3,400 | lbs. | \$6,256 |

| Winn Parish | | Animal Enterprises Production | | | | |
|----------------------------|---------------------|-------------------------------|------------------|------------------|-------------------------|------------------|
| Animal | Number of Producers | Units of Production | Units of Measure | Total Production | Measure | Gross Farm Value |
| ANIMAL ENTERPRISES (TOTAL) | * | | | | | \$47,357,693 |
| CATTLE & CALVES (TOTAL) | 130 | 3,000 | No. Cows | | | \$1,894,716 |
| • Steer Calves | * | | | | | \$546,138 |
| ◦ 300-400 lbs. | * | | | 150 | head | \$81,417 |
| ◦ 400-500 lbs. | * | | | 230 | head | \$152,414 |
| ◦ 500-600 lbs. | * | | | 235 | head | \$177,357 |
| ◦ 600-700 lbs. | * | | | 160 | head | \$134,950 |
| • Heifer Calves | * | | | | | \$447,151 |
| ◦ 300-400 lbs. | * | | | 100 | head | \$45,399 |
| ◦ 400-500 lbs. | * | | | 370 | head | \$207,293 |
| ◦ 500-600 lbs. | * | | | 150 | head | \$98,629 |
| ◦ 600-700 lbs. | * | | | 130 | head | \$95,831 |
| • Yearling Cattle | * | | | | | \$231,154 |
| ◦ 600-700 lbs. | * | | | 130 | head | \$102,735 |
| ◦ 700-800 lbs. | * | | | 150 | head | \$128,419 |
| • Cow-Calf Pairs | * | | | 320 | pair | \$332,672 |
| • Cull Cows | * | | | 600 | head | \$275,553 |
| • Cull Bulls | * | | | 50 | head | \$62,048 |
| HORSES (TOTAL) | * | | | | | \$11,834,000 |
| • Brood Mares | * | | | | | \$201,000 |
| ◦ Show Horses | 12 | 35 | No. Brood Mares | 20 | head | \$80,000 |
| ◦ Recreation Horses | 300 | 340 | No. Brood Mares | 110 | head | \$121,000 |
| • Stud Fees | * | | | | | \$83,000 |
| ◦ Show Horses | * | 5 | No. Stallions | 22 | mares bred | \$33,000 |
| ◦ Recreation Horses | * | 20 | No. Stallions | 100 | mares bred | \$50,000 |
| • Show Horses | 60 | | | 1,250 | head | \$9,375,000 |
| • Recreation Horses | 300 | | | 1,450 | head | \$2,175,000 |
| POULTRY (TOTAL) | * | | | | | \$33,445,562 |
| • Broilers | 5 | | | 21,415,848 | lbs. | \$21,844,165 |
| • Edible Eggs | * | 150,000 | No. Hens | 1,606,000 | doz. eggs sold | \$1,445,400 |
| • Cull Hens | * | | | 289,000 | lbs. | \$14,450 |
| • Breeder Flocks | 6 | 262,200 | No. Birds | 2,794,287 | doz. hatching eggs sold | \$8,047,547 |
| • Pullets | * | | | 120,000 | each | \$2,094,000 |
| RABBITS (TOTAL) | * | | | | | \$13,500 |

| | | | | | |
|-------------------------------|-----------|------------|--------------------------|------------|-----------------|
| • Fryers | 3 | 500 | No. Animals | 3,000 lbs. | \$7,500 |
| • Does | 3 | 150 | No. Animals | 1,500 lbs. | \$6,000 |
| SHEEP (TOTAL) | 3 | 70 | No. Breeding Ewes | | \$34,623 |
| • Slaughter Lambs | * | | | 40 cwt. | \$12,497 |
| • Show Lambs | * | | | 3 head | \$1,200 |
| • Stocker Sheep | * | | | 60 head | \$14,553 |
| • Cull Sheep | * | | | 35 head | \$6,374 |
| GOATS (TOTAL) | 12 | 220 | No. Does | | \$93,028 |
| • Show Goats | * | | | 10 head | \$4,000 |
| • Slaughter Goats | * | | | 250 head | \$50,545 |
| • Stocker Goats | * | | | 100 head | \$26,179 |
| • Cull Goats | * | | | 60 head | \$12,304 |
| SWINE (TOTAL) | 10 | 50 | No. Sows | | \$41,064 |
| • Show Pigs | * | | | 4 head | \$1,600 |
| • Feeder Pigs | * | | | 450 head | \$17,111 |
| • Slaughter Hogs | * | | | 60 head | \$10,792 |
| • Culls | * | | | 70 head | \$11,561 |
| EXOTIC ANIMALS (TOTAL) | * | | | | \$1,200 |
| • Llama | * | 6 | No. Animals | 3 head | \$1,200 |

Winn Parish - All Enterprises (TOTAL)

\$117,989,137

———— 2021 ————

COMMODITY PRICES

Prices of Commodity Products

The gross form value of the commodities reported in the parish tables was computed based upon estimated annual per-unit prices. The state average prices listed below were used for most parishes for most commodities. However, a parish price was used if the parish price was significantly different from the state price.

| Plant Enterprises Commodities | | |
|---|----------------------|------------|
| Commodity | Unit | 2021 Price |
| COTTON | | |
| • Lint - Irrigated | lbs. | \$0.78 |
| • Lint - Non-irrigated | lbs. | \$0.78 |
| • Seed - Irrigated | lbs. | \$0.17 |
| • Seed - Non-irrigated | lbs. | \$0.17 |
| FORESTRY | | |
| • Pulpwood | | |
| ° Pine | | |
| ° Hardwood | | |
| • Chip & Saw | | |
| • Saw Timber | | |
| ° Pine | | |
| ° Hardwood | | |
| • Total Pulpwood, Chip & Saw, Saw Timber FOB Mill | | |
| • Total Forestry Stumpage | | |
| • Christmas Trees | Tree | \$84.00 |
| • Pine Straw | Bales (40 lbs.) | \$3.00 |
| • Forestry Seedlings | seedlings (1,000) | \$85.00 |
| FRUITS | | |
| • Blackberries | pints | \$5.10 |
| • Blueberries | lbs. | \$4.75 |
| • Citrus | | |
| ° Navels | bu. | \$48.00 |
| ° Satsumas | bu. | \$41.00 |
| ° Other Citrus | bu. | \$44.50 |
| • Figs | lbs. | \$3.75 |
| • Mayhaws | | |
| ° Native | lbs. | \$2.75 |
| ° Orchard | lbs. | \$2.00 |
| • Muscadines | | |

| | | |
|---------------------------------|-------|-------------|
| ° Muscadines (Fresh) | gals | \$11.00 |
| ° Muscadines (Commercial) | tons | \$209.00 |
| • Peaches | bu. | \$45.10 |
| • Pears | bu. | \$19.75 |
| • Strawberries | flats | \$26.00 |
| FEED GRAINS | | |
| • Corn | bu. | \$5.63 |
| • Grain Sorghum | bu. | \$5.97 |
| • Oats | bu. | \$3.76 |
| GREENHOUSE VEGETABLES | | |
| • Tomatoes | lbs. | \$2.75 |
| • Cucumbers | lbs. | \$2.00 |
| • Other | lbs. | \$3.00 |
| HAY FOR SALE | | |
| • Alfalfa | tons | \$218.07 |
| • Grass | tons | \$102.72 |
| HOME GARDENS | | \$544.00 |
| NURSERY CROPS | | |
| • Fruit and Nut Trees | acre | \$10,000.00 |
| • Floraculture & Bedding Plants | acre | \$25,000.00 |
| • Woody Ornamentals | acre | \$10,000.00 |
| • Foliage Plants | acre | \$10,000.00 |
| OTHER OILSEED | | |
| • Canola | bu. | \$13.26 |
| • Sunflowers (for oil) | cwt. | \$32.78 |
| • Sunflowers (Confectionery) | cwt. | \$26.37 |
| PEANUTS | lbs. | \$0.23 |
| PECANS | | |
| • Improved | lbs. | \$1.26 |
| • Native | lbs. | \$0.50 |
| RICE | cwt. | \$13.71 |
| SOD PRODUCTION | acre | \$7,104.00 |
| SOYBEANS | bu. | \$11.85 |
| SUGARCANE | | |
| • Raw Sugar | lbs. | \$0.30 |
| • Molasses | gal. | \$0.79 |
| SWEET POTATOES | | |
| • Sweet Potatoes (Canning) | cwt. | \$6.00 |

| | | |
|---------------------------------|-------------------|----------------|
| • Sweet Potatoes (Fresh) | 40 lb. box | \$18.00 |
| • Sweet Potatoes (Processing) | cwt. | \$17.00 |
| TOBACCO (PERIQUE) | lbs | \$12.00 |
| VEGETABLES | | |
| • Beets | doz. bunches | \$13.00 |
| • Broccoli (Fresh) | cartons (20 lbs.) | \$30.00 |
| • Cabbage | | |
| ° Cabbage (Fresh) | sacks (50 lbs.) | \$15.00 |
| ° Cabbage (Processing) | tons | \$660.00 |
| • Cantaloupe | cartons (40 lbs.) | \$36.00 |
| • Carrots | doz. bunches | \$20.00 |
| • Cauliflower | cartons (20 lbs.) | \$29.00 |
| • Collards | | |
| ° Collards (Fresh) | doz. bunches | \$19.00 |
| ° Collards (Processing) | tons | \$94.50 |
| • Cucumber | | |
| ° Cucumber (Fresh) | bu. (50 lbs.) | \$19.50 |
| ° Cucumber (Pickling) | bu. (50 lbs.) | \$9.75 |
| • Eggplant | bu. (33 lbs.) | \$16.00 |
| • Garlic | lbs. | \$2.00 |
| • Irish Potatoes | | |
| ° Irish Potatoes (Fresh) | cwt. | \$71.00 |
| ° Irish Potatoes (Processing) | cwt. | \$160.00 |
| • Lima Beans | | |
| ° Lima Beans (Fresh) | bu. (32 lbs.) | \$31.25 |
| ° Lima Beans (Processing - Dry) | cwt. | |
| • Mirliton | lbs. | \$3.25 |
| • Mustard (Fresh) | doz. bunches | \$18.00 |
| • Okra (Fresh) | bu. | \$49.00 |
| • Onions | bag (50 lbs.) | \$19.00 |
| • Green Onions | lbs. | \$2.25 |
| • Parsley | doz. bunches | \$20.00 |
| • Peppers | | |
| ° Banana | bu. (25 lbs.) | \$35.00 |
| ° Bell | bu. (28 lbs.) | \$24.75 |
| ° Cayenne (Processing) | cwt. | \$15.50 |
| ° Chili - Anaheim (Fresh) | bu. (25 lbs.) | \$35.00 |
| ° Hungarian Wax (Fresh) | bu. (25 lbs.) | \$35.00 |

| | | |
|------------------------------|-----------------|----------|
| ° Italian (Processing) | cwt. | \$9.50 |
| ° Jalapeno | | |
| - Jalapeno (Fresh) | bu. (25 lbs.) | \$36.00 |
| - Jalapeno (Processing) | cwt. | \$12.00 |
| ° Sport (Processing) | cwt. | \$9.50 |
| ° Tabasco Green (Processing) | cwt. | \$57.00 |
| ° Tabasco Red (Processing) | cwt. | \$52.25 |
| ° Yellow Hots (Fresh) | bu. (25 lbs.) | \$19.00 |
| • Pumpkin (Fresh) | cwt. | \$88.00 |
| • Pumpkin - Cushaw | cwt. | \$154.00 |
| • Radish | doz. bunches | \$12.00 |
| • Shallots | doz. bunches | \$24.00 |
| • Snap Beans (Fresh) | bu. (30 lbs.) | \$50.00 |
| • Southern Peas (Fresh) | bu. (24 lbs.) | \$33.50 |
| • Spinach (Fresh) | bu. (25 lbs.) | \$30.00 |
| • Squash (Fresh) | | |
| ° Yellow Squash | bu. (45 lbs.) | \$45.00 |
| ° Zucchini Squash | bu. (45 lbs.) | \$45.00 |
| ° Winter Squash | bu. (45 lbs.) | \$90.50 |
| • Squash (Processing) | | |
| ° Yellow Squash | cwt. | \$10.25 |
| • Sweet Corn (Fresh) | doz. ears | \$7.50 |
| • Tomatoes (Field) | lugs (20 lbs.) | \$38.00 |
| • Tomatoes (Green Mature) | boxes (25 lbs.) | \$22.50 |
| • Turnips (Fresh) | doz. bunches | \$20.00 |
| • Watermelon | cwt. | \$47.00 |
| WHEAT | bu. | \$6.62 |

Fisheries & Wildlife Enterprises Commodities

| Commodity | Unit | 2021 Price |
|---------------------|------------|------------|
| AQUACULTURE | | |
| • Crawfish (Farm) | lbs. | \$1.66 |
| • Catfish (Farm) | lbs. | \$1.60 |
| • Minnows | lbs. | \$3.00 |
| • Fish bait | lbs. | \$11.00 |
| • Alligators (Farm) | per animal | \$199.00 |
| • Oysters | sacks | \$48.65 |
| • Soft-shell Crabs | lbs. | \$6.92 |
| • Turtles | each | \$1.10 |

| | | |
|-----------------------------|------------|----------|
| • Other Species | lbs. | \$45.00 |
| FRESHWATER FISHERIES | | |
| • Crawfish (Wild) | lbs. | \$1.38 |
| • Freshwater Finfish | lbs. | \$0.37 |
| MARINE FISHERIES | | |
| • Shrimp | lbs. | \$1.41 |
| • Menhaden | lbs. | \$0.00 |
| • Crabs | lbs. | \$1.59 |
| • Commercial Finfish | lbs. | \$0.13 |
| FUR ANIMALS | pelts | \$6.77 |
| ALLIGATORS (WILD) | per animal | \$211.70 |
| HUNTING LEASES | | |
| • Waterfowl | acre | \$28.40 |
| • All Other Game | acre | \$17.50 |
| HONEY | lbs. | \$1.84 |

Animal Enterprises Commodities

| Commodity | Unit | 2021 Price |
|----------------------------|------|------------|
| CATTLE & CALVES | | |
| • Steer Calves | | |
| ° 300-400 lbs. | cwt. | \$155.08 |
| ° 400-500 lbs. | cwt. | \$147.26 |
| ° 500-600 lbs. | cwt. | \$137.22 |
| ° 600-700 lbs. | cwt. | \$129.76 |
| • Heifer Calves | | |
| ° 300-400 lbs. | cwt. | \$129.71 |
| ° 400-500 lbs. | cwt. | \$124.50 |
| ° 500-600 lbs. | cwt. | \$119.55 |
| ° 600-700 lbs. | cwt. | \$113.41 |
| • Yearling Cattle | | |
| ° 600-700 lbs. | cwt. | \$121.58 |
| ° 700-800 lbs. | cwt. | \$114.15 |
| • Cow-Calf Pairs | pair | \$1,039.60 |
| • Cull Cows | cwt. | \$54.03 |
| • Cull Bulls | cwt. | \$82.73 |
| DAIRY | | |
| • Dairy Cows | | |
| ° Milk | cwt. | \$18.11 |
| ° Bred Heifers | head | \$1,200.00 |

| | | |
|-------------------------------------|-------|-------------|
| ° Adult Cows | head | \$1,250.00 |
| ° Cull Cows | cwt. | \$55.00 |
| ° Bull Calves | head | \$20.00 |
| ° Breeding Age Bulls | head | \$1,300.00 |
| • Dairy Goats | pound | \$0.58 |
| HORSES | | |
| • Brood Mares | | |
| ° Race Horses | head | \$6,000.00 |
| ° Show Horses | head | \$4,000.00 |
| ° Recreation Horses | head | \$1,100.00 |
| • Stud Fees | | |
| ° Race Horses | head | \$2,500.00 |
| ° Show Horses | head | \$1,500.00 |
| ° Recreation Horses | head | \$500.00 |
| • Race Horses | head | \$10,000.00 |
| • Show Horses | head | \$7,500.00 |
| • Recreation Horses | head | \$1,500.00 |
| POULTRY | | |
| • Broilers | lbs. | \$1.02 |
| • Edible Eggs | doz. | \$0.90 |
| • Cull Hens | lbs. | \$0.05 |
| • Breeder Flocks | doz. | \$2.88 |
| • Pullets | each | \$17.45 |
| RABBITS | | |
| • Fryers | lbs. | \$2.50 |
| • Does | lbs. | \$4.00 |
| RATITE AND OTHER EXOTIC FOWL | | |
| • Ostrich | each | \$100.00 |
| • Emu | each | \$75.00 |
| • Rhea | each | \$10.00 |
| QUAIL | each | \$4.00 |
| SHEEP | | |
| • Wool | lbs. | \$0.80 |
| • Slaughter Lambs | cwt. | \$249.93 |
| • Feeder Lambs | cwt. | \$265.23 |
| • Show Lambs | head | \$400.00 |
| • Stocker Sheep | head | \$242.55 |
| • Cull Sheep | head | \$182.11 |

| GOATS | | |
|-------------------|------|----------|
| • Show Goats | head | \$400.00 |
| • Slaughter Goats | head | \$202.18 |
| • Stocker Goats | head | \$261.79 |
| • Cull Goats | head | \$205.07 |
| SWINE | | |
| • Show Pigs | head | \$400.00 |
| • Feeder Pigs | cwt. | \$95.06 |
| • Slaughter Hogs | cwt. | \$69.18 |
| • Culls | cwt. | \$41.29 |
| EXOTIC ANIMALS | | |
| • Deer/Antelope | head | \$500.00 |
| • Llama | head | \$400.00 |



Visit our website: www.LSUAgCenter.com

Pub. 2382 (online) 3/24 Rev.

The LSU AgCenter and LSU provide equal opportunities in programs and employment.