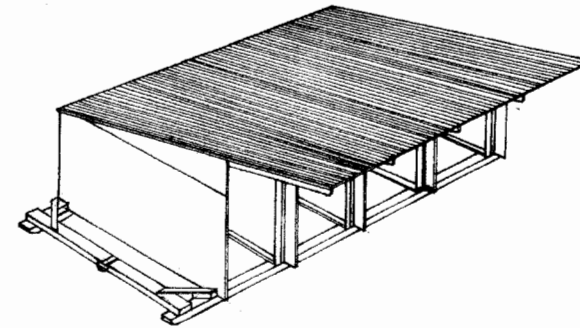



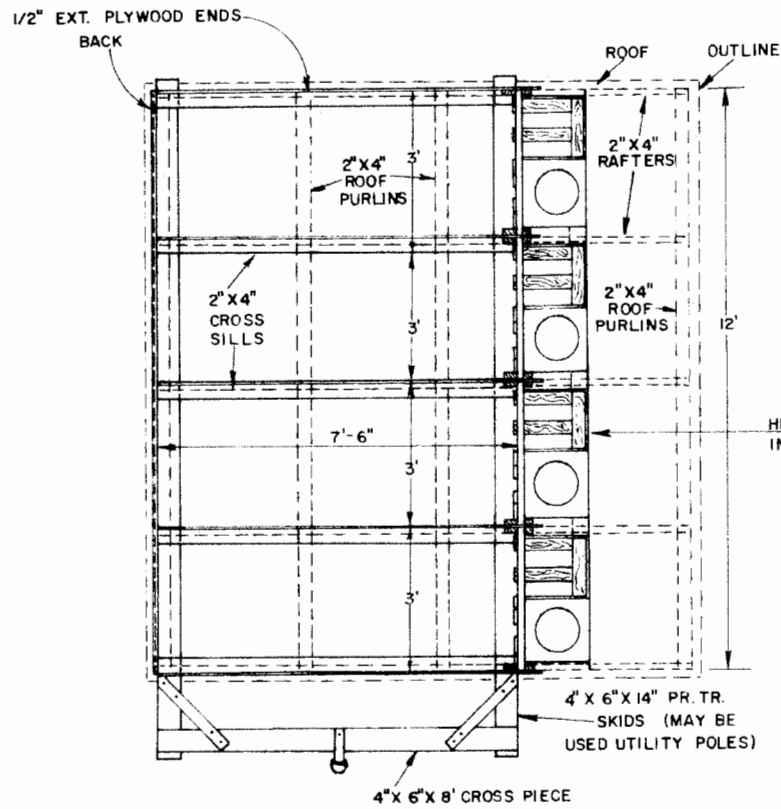
CROSS SECTION

SCALE 1/2" = 1'



PERSPECTIVE



MULTIPLE PEN BUILDING, CLOSED THREE SIDES, OPEN TO THE SOUTH OR SOUTHEAST
 3'-6" ROOF EXTENSION TO PROTECT WORKER AND TO KEEP FEED DRY.
 FOR HEIFERS TO 2 MONTHS OF AGE.



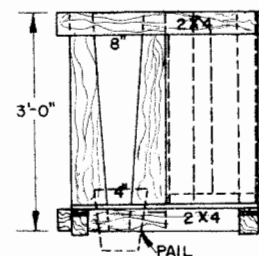
PLAN VIEW

ROOF OMITTED FOR CLARITY

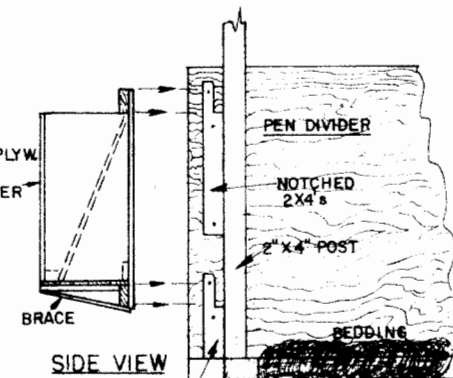
SCALE 1/2" = 1'



TOP VIEW



FRONT VIEW



SIDE VIEW

HEADSTOCK UNIT

HAY RACK & PAIL SETS INTO NOTCHED 2" X 4" S ON PEN

SCALE 3/4" = 1'



NOTE:
 CONSULT LOCAL HEALTH AND BUILDING CODE
 AUTHORITIES BEFORE STARTING CONSTRUCTION

BASED ON: PENN. STATE UNIV. PLAN NO. 723-219



SOLAR CALF KENNEL

PA. '78 6302 SHEET 1 OF 1

Disclaimer

This site makes available conceptual plans that can be helpful in developing building layouts and selecting equipment for various agricultural applications. These plans do not necessarily represent the most current technology or construction codes. They are not construction plans and do not replace the need for competent design assistance in developing safe, legal and well-functioning agricultural building system. The LSU Agriculture Center, the Mid-West Plan Service, the United States Department of Agriculture and none of the cooperating land-grant universities warranty these plans.