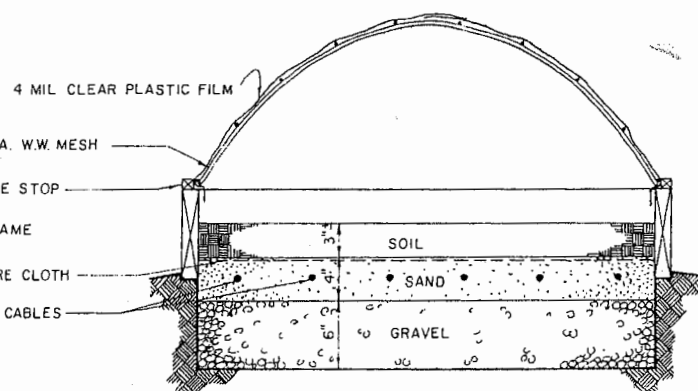


**SIDE VIEW**  
CUT AWAY



**END VIEW**  
SECTION

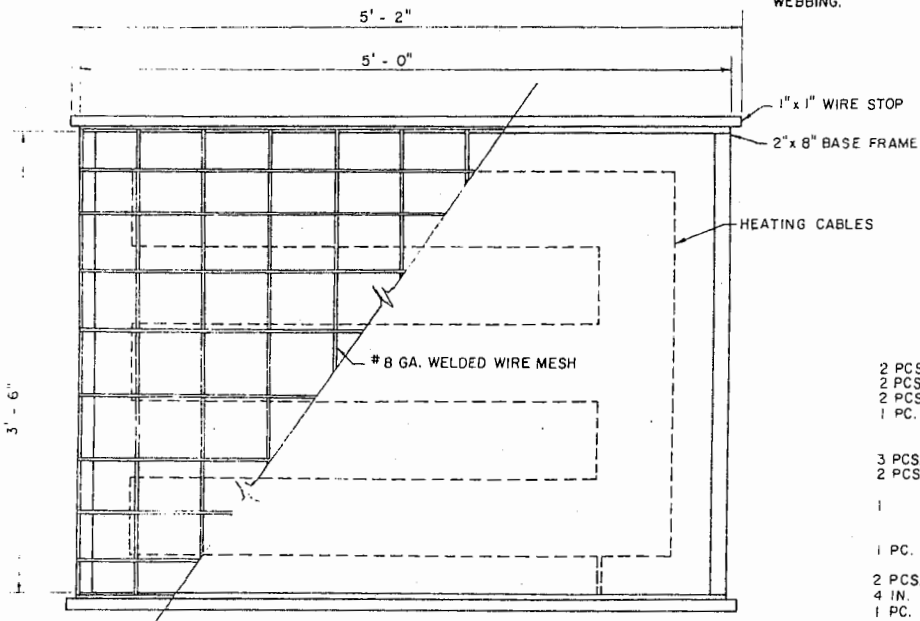
NOTE: SEPARATION OF HEATING CABLES IS VARIABLE TO AMOUNT OF HEAT NEEDED PER SQ. FT. ACCORDING TO GEOGRAPHIC LOCATION. REFER TO LEAFLET NO. 445 U.S.D.A.

ALL WOOD SHOULD BE TREATED WITH PRESERVATIVE AFTER CUTTING AND BEFORE ASSEMBLY.

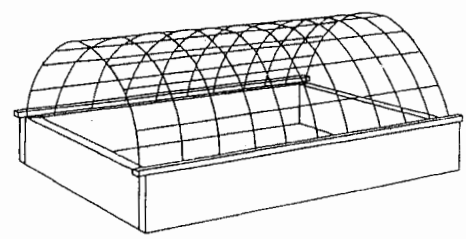
METAL PARTS AND FASTENINGS TO BE GALVANIZED OR OTHERWISE RESISTANT TO CORROSION.

WOOD PARTS MAY BE FASTENED WITH SCREWS OR WITH NAILS.

PLASTIC MAY BE FASTENED BY CLOTHES PINS OR BY PLASTIC WEBBING.



**TOP VIEW**  
CUT AWAY




**PERSPECTIVE VIEW**  
NOT TO SCALE

**MATERIAL LIST**

- 2 PCS. 2" x 8" - 5' LONG FOR SIDES
- 2 PCS. 2" x 8" - 3' - 6" LONG FOR ENDS
- 2 PCS. 1" x 1" WIRE STOP - 5'-2" LONG FOR SIDES
- 1 PC. NO. 8 GAUGE 6"x6" WELDED WIRE, 5' LONG 4' - 6" WIDE FOR TOP OF WOOD FRAME TO SUPPORT PLASTIC FILM.
- 3 PCS. PLASTIC WEBBING 2" WIDE - 5' LONG
- 2 PCS. PLASTIC FILM, 4 MIL, CLEAR 3' WIDE 7' LONG.
- 1 360-WATT SOIL HEATING CABLE, THERMOSTATICALLY CONTROLLED TO SHUT OFF AT 70°F.
- 1 PC. WHITE PLASTIC FILM, 4 MIL, 5'x8' FOR COVERING FRAME DURING WINTER.
- 2 PCS. CHEESE CLOTH, 3'x7'
- 4 IN. SAND - 2" ABOVE, 2" BELOW HEATING CABLE
- 1 PC. 1/2" HARDWARE CLOTH, 5' x 3 1/2'

SCALE: 1 1/2" = 1'-0" UNLESS OTHERWISE NOTED

		
MINI-HOTBED AND PROPAGATING FRAME		
U.S.D.A. '69	6080	SHEET 1 OF 1

DESIGNED IN COOPERATION WITH:  
CROPS RESEARCH DIVISION

## Disclaimer

This site makes available conceptual plans that can be helpful in developing building layouts and selecting equipment for various agricultural applications. These plans do not necessarily represent the most current technology or construction codes. They are not construction plans and do not replace the need for competent design assistance in developing safe, legal and well-functioning agricultural building system. The LSU Agriculture Center, the Mid-West Plan Service, the United States Department of Agriculture and none of the cooperating land-grant universities warranty these plans.