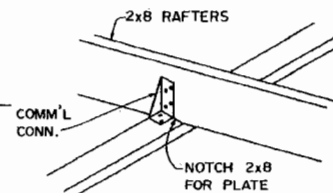
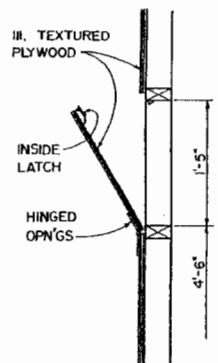


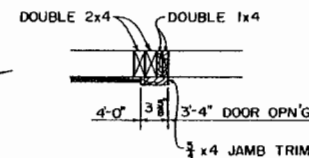
② DETAIL



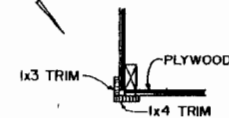
③ DETAIL



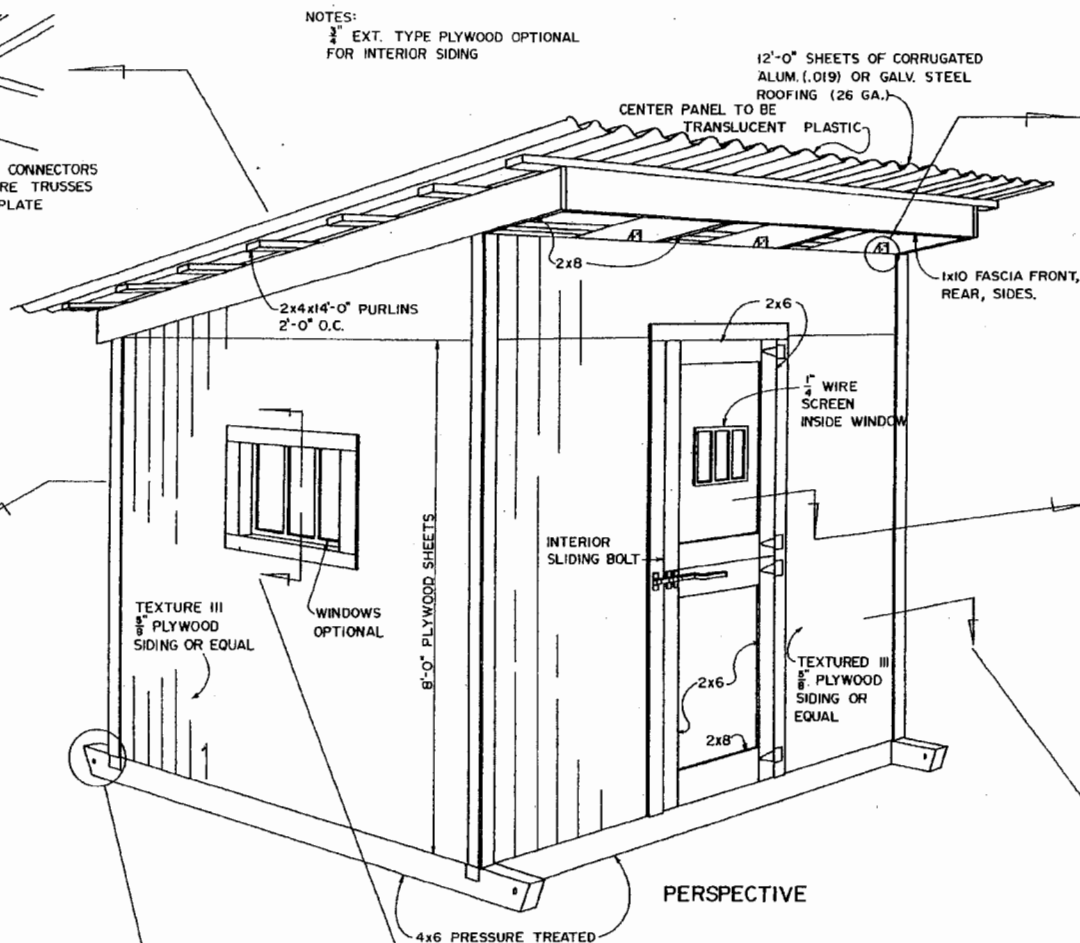
① DETAIL OF TWO OPN'GS AT REAR



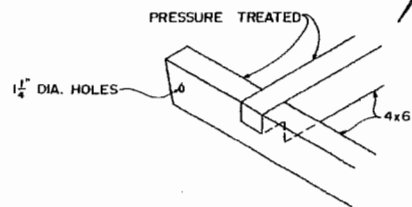
④ SECTION AT DOOR



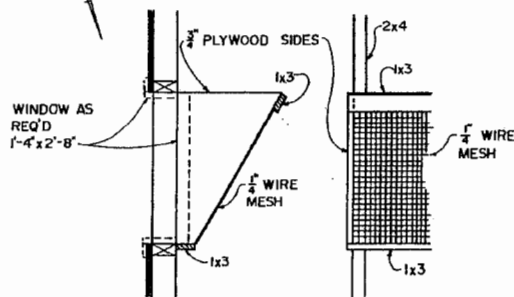
⑤ DETAIL



PERSPECTIVE



⑦ DETAIL



⑥ WINDOW GUARD SECTION

PARTIAL ELEV.

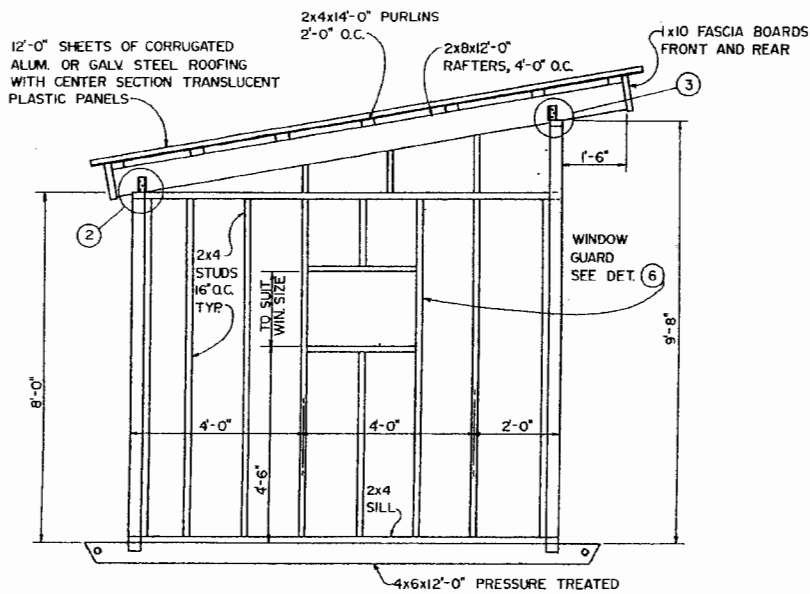
SCALE: 1" = 1'-0" UNLESS OTHERWISE STATED



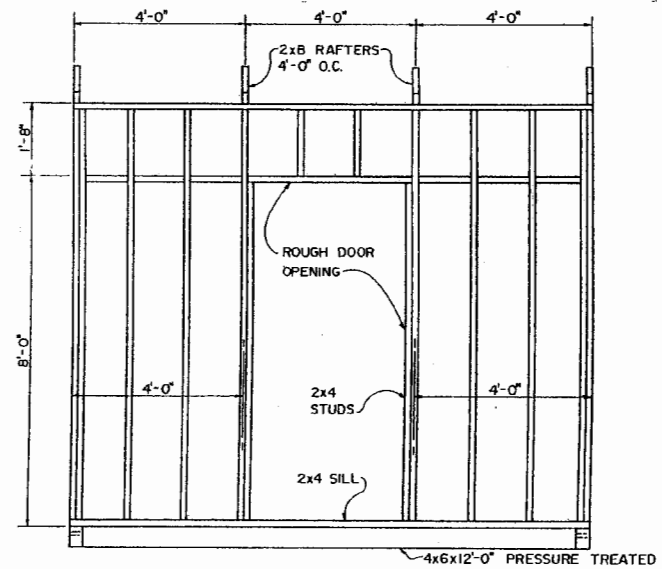
PORTABLE STABLE FOR A HORSE

N.J. '69 6082 SHEET 1 OF 2

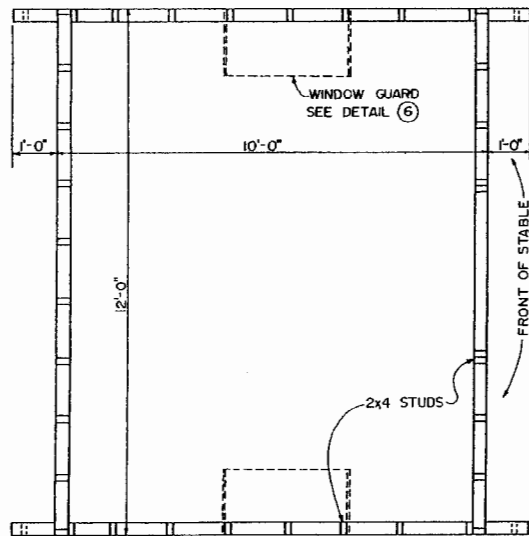
NOTE: BASED ON N.J. PLAN NO. 150



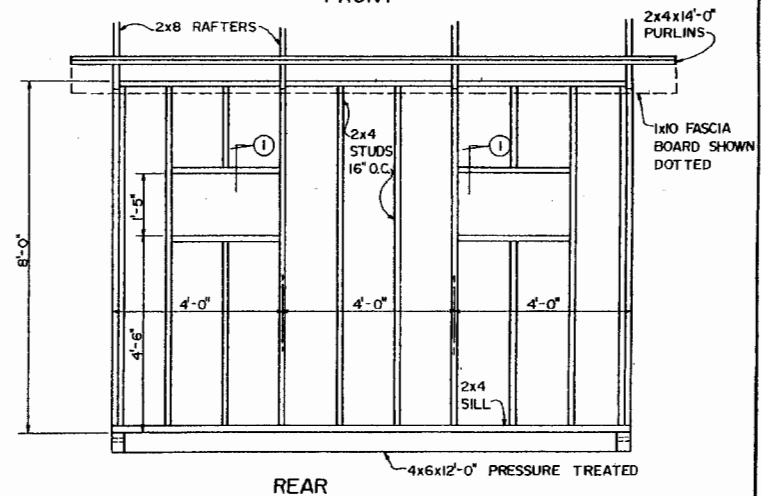
SIDES



FRONT



PLAN



REAR

MATERIAL LIST

6-ALUM. OR GALV. STEEL ROOFING SHEETS (26" x 144")
1-TRANSLUCENT ROOF SHEET

LUMBER

7-2x4x14'-0"
4-2x4x12'-0"
12-2x4x10'-0"
36-2x4x8'-0"
4-2x8x12'-0"
2-4x6x12'-0" P.T.
2-4x6x12'-0" P.T.
2-1x10x14'-0"
2-1x10x12'-0"
5-1x3x10'-0"
8-1x4x10'-0"
3-3/4x4x8'-0"

MISCELLANEOUS

8-COMMERCIAL CONNECTORS
1-DOOR (MAT'L AS REQ'D)
4-HEAVY DUTY T-HINGES
4-3" HINGES FOR REAR OPNG'S
2-LATCHES FOR REAR OPNG'S
2-16" x 32" 3 LITE WINDOWS OPT'L
NAILS, LAG SCREWS, ETC. AS REQ'D

FRAMING DETAILS

NOTE:
SCALE: 1/2" = 1'-0" UNLESS OTHERWISE STATED



PORTABLE STABLE FOR A HORSE

N.J. '69 6082 SHEET 2 OF 2

Disclaimer

This site makes available conceptual plans that can be helpful in developing building layouts and selecting equipment for various agricultural applications. These plans do not necessarily represent the most current technology or construction codes. They are not construction plans and do not replace the need for competent design assistance in developing safe, legal and well-functioning agricultural building system. The LSU Agriculture Center, the Mid-West Plan Service, the United States Department of Agriculture and none of the cooperating land-grant universities warranty these plans.