

# *2007 SMALL GRAIN PERFORMANCE TRIALS*



LAES Research  
Summary No. 174  
September 2007

# 2007 SMALL GRAIN PERFORMANCE TRIALS

*LAES Research Summary No. 174*

This publication and the research reported herein were supported in part by checkoff funds from the  
LOUISIANA SOYBEAN AND GRAIN RESEARCH AND PROMOTION BOARD.

**This support is greatly appreciated.**



**LOUISIANA STATE UNIVERSITY AGRICULTURAL CENTER**  
*William B. Richardson, Chancellor*

**LOUISIANA AGRICULTURAL EXPERIMENT STATION**  
*David Boethel, Vice Chancellor and Director*

*The Louisiana State University Agricultural Center and the Louisiana Agricultural Experiment Station provide equal opportunities in programs and employment.*

# Performance of Small Grain Varieties in Louisiana, 2006-07

Stephen A. Harrison<sup>1</sup>, Kelly Arceneaux<sup>1</sup>, R.L. "Bubba" Bell<sup>2</sup>, Jason Bond<sup>3</sup>, Patrick D. Colyer<sup>4</sup>, Mildred Deloach<sup>5</sup>, James Leonards<sup>3</sup>, H.J. "Rick" Mascagni<sup>2</sup>, Steven H. Moore<sup>5</sup>, G. Boyd Padgett<sup>6</sup>, Myra Purvis<sup>6</sup>, Ronald Regan<sup>3</sup>, John Richard<sup>7</sup>, Glenn Schexnayder<sup>1</sup>, Dustin Strickland<sup>6</sup>, and H.P. "Sonny" Viator<sup>7</sup>

## INTRODUCTION

Small grain variety trials are conducted annually by scientists of the Louisiana Agricultural Experiment Station (LAES) to evaluate grain yield, agronomic performance, and disease reaction of varieties and advanced lines. The trials are conducted at seven LAES research stations representative of the major soil and climate regions of the state (map). Entries are included in the trials based upon previous performance or at the request of the originating agency. Inclusion of an entry in the trials does not constitute an endorsement by the LAES. The 2006 statewide wheat performance trials included 51 varieties (bold font) and experimental lines (normal font).

Data from these trials are used by a committee of scientists from the Louisiana Cooperative Extension Service (LCES) and the LAES to make variety recommendations published by the LCES. Recommendations are based on the relative performance of an entry for two years within a region (North Louisiana or South Louisiana). New entries in the statewide trials are tested at all locations, but may be dropped from a region if they show little potential in that area. South Louisiana consists of the Baton Rouge, Crowley, and Jeanerette locations; whereas North Louisiana consists of locations at Alexandria, Bossier City, St. Joseph, and Winnsboro. No wheat or oat data was collected from the Bossier City location. When choosing varieties, growers should consult their local LCES agents and the variety should be chosen from the list of recommended varieties for a given region (north or south Louisiana). Growers should also consider specific data from the LAES variety trial location that most closely match the weather and soil conditions of their farm and should avoid growing a single variety on a large acreage. Growing several varieties will help ensure that the entire crop is not severely damaged by chance occurrences in weather or by shifts in pathogen races or virulence patterns. Yield, test weight, maturity, and disease resistance are important traits to consider when selecting varieties. If a grower plans to plant wheat early, he should avoid varieties that have a very early heading date to reduce the danger of freeze damage.

Specific management and cultural practices for a location are presented at the bottom of the tables, along with unusual or key observations about that test. Rainfall and temperature information for each location is presented in Figure 1. All plots were seeded at the recommended rate with seed provided by the originating agency or company (Appendix A).

- 
- 1 Professor and variety trial coordinator, Research Associate, Research Farm Specialist 2, Research Associate, respectively, Agronomy Department, Baton Rouge.
  - 2 Research Associate, and Professor, respectively, Northeast Research Station, St. Joseph.
  - 3 Assistant Professor, and Research Associates. Rice Research Station, Crowley.
  - 4 Professor, and Research Associate, respectively. Red River Research Station, Bossier City.
  - 5 Research Associate, and Professor. Dean Lee Research Station, Alexandria.
  - 6 Associate Professor and Research Associates. Macon Ridge Research Station, Winnsboro.
  - 7 Research Associate, and Professor. Iberia Research Station, Jeanerette.

### **Characters Evaluated and Statistics Reported:**

Data are collected on grain yield, test weight, heading and maturity dates, plant height, lodging, and disease reaction, as appropriate at each location. Grain yield was adjusted to 13% moisture. **Least significant differences (LSD's)** are reported at the 10% probability level. An LSD of 10% probability ( $\alpha=0.10$ ) is the level of difference in a trait that occurs between two varieties once in every 10 comparisons as a result of random chance due to greater soil fertility, better drainage, slightly greater harvest length, or any other "uncontrollable or unmeasurable factors," even if the varieties had the same genetic yield potential. If the LSD (0.10) for yield in a trial is 7.0 bu/a, there is a 10% chance that two varieties with a reported yield difference of 7.0 bu/acre are genetically equal and a 90% probability they have differences in genetic potential in that particular environment. LSD values are influenced by the degree of precision that soil fertility, stand establishment, plot length, harvest efficiency, and other variables of the trials are controlled, and by the number of replications of each variety or treatment. The letters '**ns**' are used in the text and tables to indicate lack of significance (**not significantly different**) at the 10% probability level. Correlations are sometimes given to indicate the degree to which two traits, such as rust rating and yield, are related. A correlation between rust rating and yield of  $r = -1.0$  would indicate that for every unit increase in rust there was a proportional decrease in yield.

Wheat leaf rust (*Puccinia triticina*), stripe rust (*Puccinia striiformis*), and oat crown rust (*Puccinia coronata*) are reported as percentage of the upper two leaves affected by the disease. Two replications are evaluated for leaf rust, between flowering and the early dough stage of kernel development. Wheat and oat stem rust (*Puccinia graminis*) are reported on a scale of 0-9, where a 0 indicates no disease and a 9 indicates that the plant was killed by the disease. Stem rust is normally rated somewhat later than leaf rust.

Bacterial streak (*Xanthomonas campestris* pv. *translucens*), Septoria leaf (*Mycosphaerella graminicola*) and glume blotch (*Leptosphaeria nodorum*) are rated on a scale of 0 to 9 during the dough stage of development. A rating of 0 indicates that no disease was present, while a 9 indicates very severe disease. The upper few leaves, heads, and stems below the head are the portions rated for these two diseases. Since bacterial streak (black chaff) is not controlled by fungicides, it is important that this disease be distinguished from septoria blotch. Heading day is given as calendar day (day of year). Lodging is rated on a 0-9 scale, where a 0 indicates that all plants were completely upright.

<b>Traits and Rating Scales for LAES Wheat and Oat Performance Trials.</b>		
<b>Trait</b>	<b>Abbreviation</b>	<b>Description</b>
Yield	Yield	Grain yield in bushels per acre adjusted to 13% moisture.
Test weight	Test wt	Volume weight of grain in pounds per bushel
Heading day	Head day	Day of calendar year (days after December 31) until 50% heading.
Plant height	Ht	Plant height in inches.
Lodging rating	Lod	Lodging rated on a scale of 0 - 9, where a 0 indicates no lodging and a 9 indicates complete lodging (all plants flat).
Leaf rust	Leaf rust	Percent of upper two leaves affected by leaf rust, rated during grain fill. This rating is generally taken during soft to mid-dough, but varies somewhat by location and variety.
Stripe rust	Stripe rust	Percent of upper two leaves affected by leaf rust, rated between flag leaf and mid grain fill.
Septoria	Sept	Septoria leaf & glume blotch rated on a scale of 0 - 9, where 0 indicates no disease and 9 indicates severe disease on the flag leaf and head.
Shattering	Shtr	Shattering (grain loss from head) rated on a scale of 0 - 9, where 0 indicates no seed loss and 9 indicates complete seed loss.
Bacterial Streak	Bact	Bacterial streak (black chaff) rated on a scale of 0 - 9, where 0 indicates no disease and 9 indicates severe disease on the flag leaf and head.
Powdery mildew	Powd mild	Powdery mildew rating on a scale of 0 - 9, where 0 indicates no disease and 9 indicates severe disease present on the foliage. Rated in early to mid spring.
Phenotype	Phe	Phenotypic rating, an overall visual rating prior to harvest. 0=excellent, 9=poor. This rating is a visual rating of 'eye-appeal'.

## Results and Discussion

### Performance of Wheat Varieties Across South Louisiana

#### South Region Means

The performance of wheat varieties tested across south Louisiana in 2007 is shown in Table 1. Bold print in all tables indicates that the entry is a released variety and normal print indicates that the entry is a breeding line that is not commercially available. Terral LA 482 (90.2 bu/acre), Pioneer 26R87 (84.3 bu/acre) and AGS2060 (84.2 bu/acre) were the highest-yielding released varieties. Three breeding lines, GA951231-4E25 (87.3 bu/acre), LA 99005UC-31-3-C (85.8 bu/acre), and LA 98133D-160-3-C (84.6 bu/acre) rounded out the top four for south Louisiana. The yield average for 49 entries was 71.6 bu/acre with an average test weight of 56.1 lbs/bu.

Leaf rust pressure was relatively light in the spring of 2007, with only two entries having 10% or greater rust. Stem rust developed at two of three locations and was moderately heavy, with significant differences among varieties. Ratings (0-9 scale) ranged from 0 (none) to 5.4.

Across south Louisiana, two released varieties, Terral LA482 (85.2 bu/acre), and AGS 2000 (83.7 bu/acre) led in two year mean yields (Table 2). AGS 2060 (82.0 bu/acre), Pioneer 26R87 (80.6 bu/acre) and Terral LA841 (79.9 bu/acre) round out the top five in yield. The 21 entries tested for two years at three locations had a yield average of 69.6 bu/acre and a test weight average of 56.9 lbs/bu. The average heading date was 83 (day of year) and the six lowest-yielding entries had later-than-average heading dates. Significant differences occurred among entries for septoria, leaf rust, and stem rust incidence.

Of the 13 entries tested over three years in South Louisiana, Terral LA482 (85.4 bu/acre), AGS 2000 (80.6 bu/acre), and Terral LA 841 (80.3 bu/acre) had the three highest yields (Table 3). One other released variety, Delta King GR9108 had a yield above 77.0 bu/acre. The test weight average was 57.5 bu/acre. Over 3 years, the top four performers received low Septoria, leaf, and stem rust ratings.

#### Baton Rouge

The varieties Terral LA 841 (80.4bu/acre), Terral LA482 (78.2 bu/acre) and two LA breeding lines were the highest-yielding entries at Baton Rouge in 2007 (Table 4). The average for 49 entries was 69.0 bu/acre for yield and 68.6 lbs/bu for test weight. Twenty nine entries had yields above 70.0 bu/acre. Despite heavy rains in January, which restricted tillering, yields were good. Test weights were excellent due in part to the dry spring. Average heading occurred at day 89. Later-heading entries generally had low test weights and yields. Mid February through April were dry, resulting in low disease pressure. Leaf rust pressure was low, with ratings from 0 to 8%. Septoria ranged from 1 to 7 on a 0-9 scale.

Twenty varieties were planted in a late date (December 12) of the trial at Baton Rouge (Table 4b). The Most of the entries yielded well, with six entries yielding less than at the normal (November 13) data and 14 varieties yielding more when planted late. Only one entry, USG 3477 yielded 10+ bushels less when planted late. As expected, earlier-heading varieties generally outperformed later-heading varieties when planted late.

### **Crowley**

In Crowley, a released variety, Pioneer 26R87 (94.3 bu/acre) and a breeding line GA 951231-4E25 (92.7 bu/acre) led 49 entries in yield for 2007 (Table 5). Two more varieties, Terral LA 482 and AGS 2060 and the breeding line LA 99005UC-31-3-C round out the top five, all with yields above 88 bu/acre. Averages for this location include 74.0 bu/acre for yield and 56.1 lbs/bu for test weight. Leaf rust ratings ranged from 0 to 80% with mean of only 4%. Stem rust pressure was also moderate, with a mean rating of 0.9 and a range of 0 – 6.0 on a 0-9 scale. The average heading date was 79 days.

### **Jeanerette**

Terral LA482 was the highest-yield variety at Crowley (100.3 bu/acre). Seven breeding lines and USG 3209 also yielded greater than 90 bu/acre. The yield mean of 49 entries was 71.5 bu/acre. Test weight data were not collected at this location. Despite heavy stem rust pressure, the stem rust rating mean was 0.3 on a 0-9 scale. Most entries exhibited high levels of resistance. The heading date mean was 99 days. Despite some vernalization problems in late entries and non-uniform disease infection, the test at this location was excellent overall.

## **Performance of Wheat Varieties Across North Louisiana**

### **North Region Means:**

Yields were excellent across north Louisiana in 2007 (Table 7). AgriPro Coker Magnolia had the highest yield (81.9 bu/acre) of 52 entries, followed by two breeding lines, GA 951231-4E25 and GA 951231-4E26 and the varieties Terral LA 841 and USG 3592, also with yields over 80.0 bu/acre. Averages for the north region include 73.0 bu/acre for yield and 57.9 lbs/bu for test weight. With a dry spring, there was minimal disease pressure. Only two out of fifty two entries received a leaf rust rating above 5%.

In two years across North Louisiana, AgriPro Coker Magnolia led with a yield of 88.0 bu/acre (Table 8). The varieties Terral LA841, Delta King 9577, and Terral TV8558 ranked second, third, and fourth, respectively, all with yields above 81.0 bu/acre. The two year averages included 78.3 bu/acre for yield and 57.4 lbs/bu for test weight. Leaf rust ratings and stripe rust ratings were generally low. Average heading date was 90 days (day of year)

Terral LA 841 has the highest average yield (79.5 bu/acre) across north Louisiana for three years (Table 9). AgriPro Coker 9553 (83.5 bu/acre) and Delta King GR9108 (81.6 bu/acre) ranked second and third with a breeding line, LA 95171CA58-3-2 (81.5 bu/acre) and the variety Ragan & Massey LA 95135 (81.4 bu/acre) rounding out the top five. Three year averages include 79.5 bu/acre for yield and 58.4 lbs/bu for test weight. Low levels of leaf rust ( $\leq 2\%$ ) and stripe rust ( $\leq 6\%$ ) were seen in the top five entries.

### **Alexandria**

GA 951231-4E25, a breeding line, ranked first in yield at Alexandria in 2007 (Table 10). Three released varieties, Jamestown (85.3 bu/acre), AGS 2031 (82.1 bu/acre) and USG 3209 (81.3 bu/acre) and a second breeding line, LA98214D-14-1-2-B (82.0 bu/acre) round out the top five. Averages for this location include 70.1 bu/acre for yield and 55.9 lbs/bu for test weight. AGS2060 and GA96693-4E16 had test weights  $\geq 60$  lbs/bu. Disease ratings were extremely low at this location. Only one of 52 entries had a leaf rust rating above 0%. Stripe rust ratings were also very low with only 5 entries registering any symptoms.

### **St. Joseph**

The breeding line GA 951231-4E25 led the St. Joseph test with a yield of 84.7 bu/acre (Table 11). Three varieties, Terral TV8558 (82.4 bu/acre), USG 3592 (81.3 bu/acre), and DK9577 (79.8 bu/acre) ranked second, third and fourth, respectively. A second breeding line, GA 951231-4E26 rounded out the top five producing entries with a yield of 78.4 bu/acre. Jamestown and Pioneer 26R87 had test weights of 61.7 and 61.9 lbs/bu, while the average test weight was 59.1 lbs/bu. There was very low disease pressure and no lodging at this location.

### **Winnsboro**

The breeding line LA 978UC-101-1-1-1-C (95.6 bu/acre) had the highest yield of 52 entries at this location in 2007 (Table 12). Three other breeding lines, LA 99005UC-31-3-C (94.1 bu/acre), LA 978UC-36-1-1-B (92.9 bu/acre) and LA 98214D-14-1-2-B (92.8 bu/acre) ranked in the top five. One released variety, AGS 2000 (94.4 bu/acre) ranked in the top five. With a moderately dry spring, low disease pressure and no lodging occurred at this location. Test weights were good, with an average of 58.6 lbs/bu and a high of 61.4 lbs/bu (Jamestown). Leaf rust ratings ranged from 0 to 23% with a mean of 2%.

Over two years, five released varieties, AgriPro Coker Magnolia (97.6 bu/acre), Terral LA 482 (95.6 bu/acre), Terral LA 841 (91.9 bu/acre), Croplan 8302 (91.1 bu/acre), and DKGR9108 (78.3 bu/acre) took the first five rankings at Winnsboro.

### **Statewide Performance of Wheat Varieties**

The average performance of 49 entries across six locations in 2007 is given in Table 13. In Table 14, yield data are separated into locations and ranked according to statewide

mean yield. The experimental line GA951231-4E25 ranked 1<sup>st</sup> statewide with a yield of 84.3 bu/acre. The only released variety in the top five, AgriPro Coker Magnolia ranked 2<sup>nd</sup> with a yield of 81.3 bu/acre. The experimental line LA 978UC-36-1-1-B, with a yield of 80.8 bu/acre rounded out the top five entries.

The statewide test weight mean was 57.4 lbs/bu. Two varieties, AGS 2060 and Pioneer 26R87 shared the top ranking for test weight (59.7 lbs/bu). Leaf and stem rust levels were very low with means of 1% and 1.5 (0-9), respectively. The top five yielding entries all had leaf rust ratings of 0 and the top four had stem rust ratings below the mean.

Nineteen entries were tested across Louisiana for two years. Data was obtained from four locations in 2006 and six locations in 2007 (Table 15). The varieties AgriPro Coker Magnolia (82.6 bu/acre) and Terral LA 841 (81.1 bu/acre) ranked 1<sup>st</sup> and 2<sup>nd</sup>, well above the mean yield of 72.7 bu/acre. An LA breeding line, LA 95171CA58-32 also had above average yield.

Eleven entries were tested across Louisiana over the 2005-2007 seasons. Five locations reported in 2005, four in 2006, and six locations in 2007. Two Terral varieties, LA 841 (83.8 bu/acre) and LA 482 (83.1 bu/acre) ranked 1<sup>st</sup> and 2<sup>nd</sup> with yields high above the test mean of 76.6 bu/acre. Over three years, the LA breeding line LA 95171CA58-3-2 had a yield above the mean.

## **OTHER WHEAT TRIALS**

Thirty nine entries were tested in the 2006 USDA Uniform Southern Soft Red Winter Wheat Nursery at Baton Rouge and Winnsboro (Tables 16 and 17). The leading entry at Baton Rouge, the breeding line GA 981621-5E34, had a yield of 83.2 bu/acre compared to a test mean yield of 63.1 bu/acre. At Winnsboro, the variety USG 3209 was the leading entry with a yield of 84.5 bu/acre compared to a test mean yield of 68.0 bu/acre.

Wheat Preliminary Yield Trial A (WPA) was planted at Baton Rouge and Winnsboro in 2007 and contained 34 entries (30 experimental lines and 4 checks). The leading entry at Baton Rouge had a yield of 89.2 bu/acre compared to the test mean of 73.6 bu/acre. One check yielded below the test mean (Table 18). Across Baton Rouge and Winnsboro, the test mean yield was 74.5 bu/acre with the leading entry having a yield of 87.5 bu/acre.

Wheat Preliminary Yield Trial B (WPB) consisted of 36 entries (Tables 20, 21, 22). This test was planted at Baton Rouge and Winnsboro. At Baton Rouge, an LA breeding line, LA01138D-52 (83.6 bu/acre) outperformed all 6 released variety checks and led the test in yield at this location. The average yield for this location was 67.3 bu/acre. At Winnsboro, a second LA breeding line, LA 01139D-116 (92.4 bu/acre) outperformed 6 released variety checks and yielded above the test mean yield of 78.9 bu/acre.

Wheat Preliminary Yield Trial C (WPC) data from across Baton Rouge and Winnsboro are located in Table 23. A released variety, Terral LA 482 (74.5 bu/acre) led this test of 47 entries which had a mean yield of 64.6 bu/acre.

## **Performance of Oat Varieties**

### **Performance of Oat Varieties Across Louisiana:**

The oat variety performance trials were conducted at Baton Rouge and Winnsboro in 2007 (Table 24). This trial was composed of 29 entries, which included nine commercial varieties and 20 breeding lines. The top 5 yielding entries, all breeding lines, included two from Florida, two from Louisiana and one from Texas, all of which yielded above 128 bu/acre. The test means included 111.6 bu/acre for yield and 34.6 bu/acre for test weight. Crown and stem rust ratings were very low with test means of 3% and 1.3 (0-9), respectively. The top five entries all had crown rust ratings of 0 and stem rust ratings between 0.3 and 3.3.

Oat variety trial two and three year mean data are found in Table 25. An experimental Texas line TX02U7682 (133.4 bu/acre) had the highest two year mean yield. A commercial variety Horizon 270, two LA breeding lines and one Florida breeding line round out the top five entries, all with yields above 119 bu/acre. The two year means include 110.6 bu/acre for yield and 33.4 lbs/bu for test weight.

In the three year means, Horizon 270 led with a yield of 13.8 bu/acre compared to a test mean yield of 113.0 bu/acre.

### **Baton Rouge:**

The breeding line LA 99016SBSB-98-S (127.3 bu/acre) had the highest yield at this location compared to a test mean of 105.4 bu/acre (Table 26). Two other LA breeding lines as well as two Florida breeding lines ranked in the top five, all with yields above 122 bu/acre. Test means included 105.4 bu/acre for yield and 33.7 lbs/bu for test weight. Crown rust pressure was low with a test mean of 3%, while stem rust pressure was moderate.

### **Winnsboro:**

The Texas breeding line TX02U7682 (142.4 bu/acre) ranked 1<sup>st</sup> in yield at this location. Two Florida and two LA breeding lines also ranked in the top five, all with yields above 133 bu/acre (Table 27). The mean test yield was 118.3 bu/acre. Horizon 270 (132.3 bu/acre) was the highest yielding variety. A very dry spring resulted in no disease pressure at this location.

### **Preliminary Oat Yield Trial 'A' and 'B':**

Oat Prelim-A data from Baton Rouge and Winnsboro can be found in Table 28. The breeding line FL99153FBS-45-1-B-S-B-S1-B-S1 ranked 1<sup>st</sup> with a yield of 120.6 bu/acre. The test mean yield was 106.6 bu/acre. Four LA breeding lines took the other top five rankings, all with yields above 114 bu/acre. Terral Secretariat LA 495 (112.1 bu/acre) was the highest yielding commercial variety entry in the test.

Oat Prelim-B precedes Prelim A in variety development and is only grown in Baton Rouge (Table 28). A Florida breeding line, FL 99065-D13-E4 (125.5 bu/acre) ranked 1<sup>st</sup> in yield. Three released varieties, Horizon 270, Secretariat LA 495, and LA9339 were ranked 2<sup>nd</sup>, 3<sup>rd</sup>, and 4<sup>th</sup> respectively. A second breeding line, FL 99175-P13 (108.1 bu/acre) rounded out the top five. Out of 30 entries, the variety LA 99016SBSB-98-S (36.6 lbs/bu) had the highest test weight. Test means included 88.5 bu/acre for yield and 33.2 lbs/bu for test weight, 2% for crown rust and 1.5 (0-9) for stem rust.

#### **Uniform Oat Nursery at Baton Rouge:**

The USDA regional Uniform Winter Oat Yield Nursery was grown at Baton Rouge (and other locations across the southern US). A Florida breeding line, FL 99201-D29-E1 (134.9 bu/acre) had the highest yield of 24 entries. An LA breeding line, LA 9911SBSBSB-45-B-S-B had the highest test weight. Test means included 108.7 bu/acre for yield, 32.3 lbs/bu for test weight, 1% for crown rust, and 2.2 (0-9) for stem rust.

Figure 1

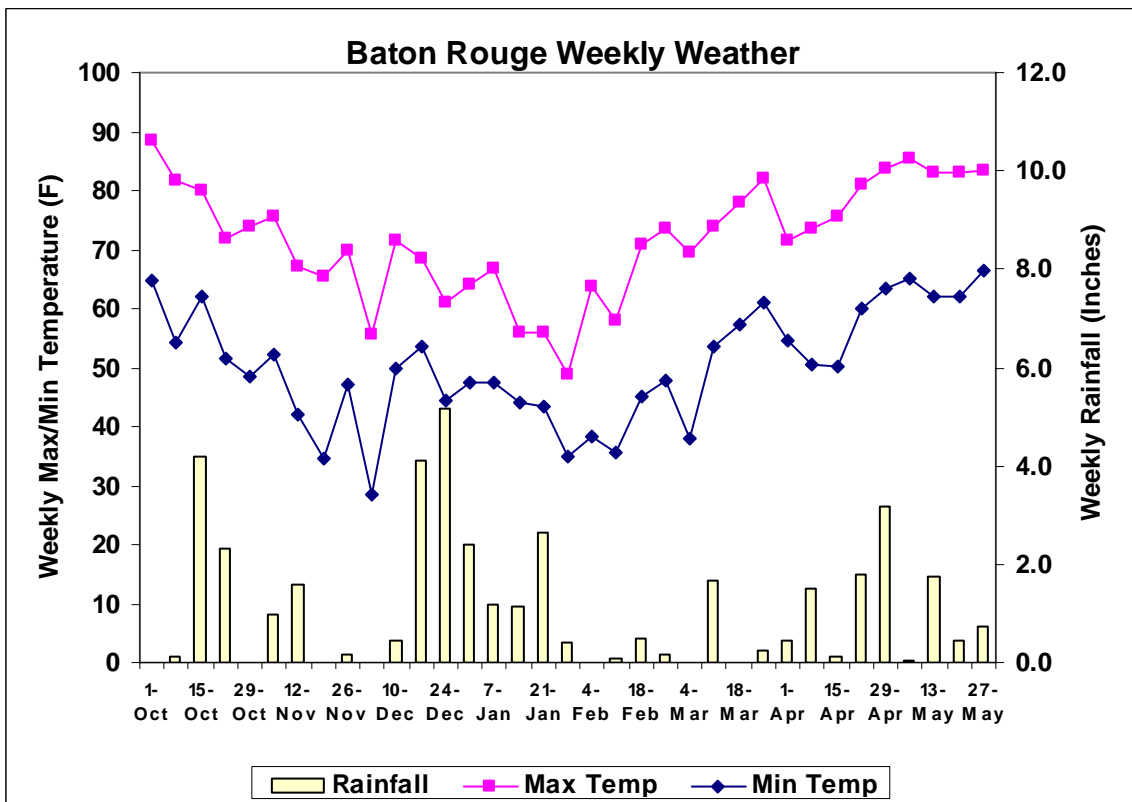
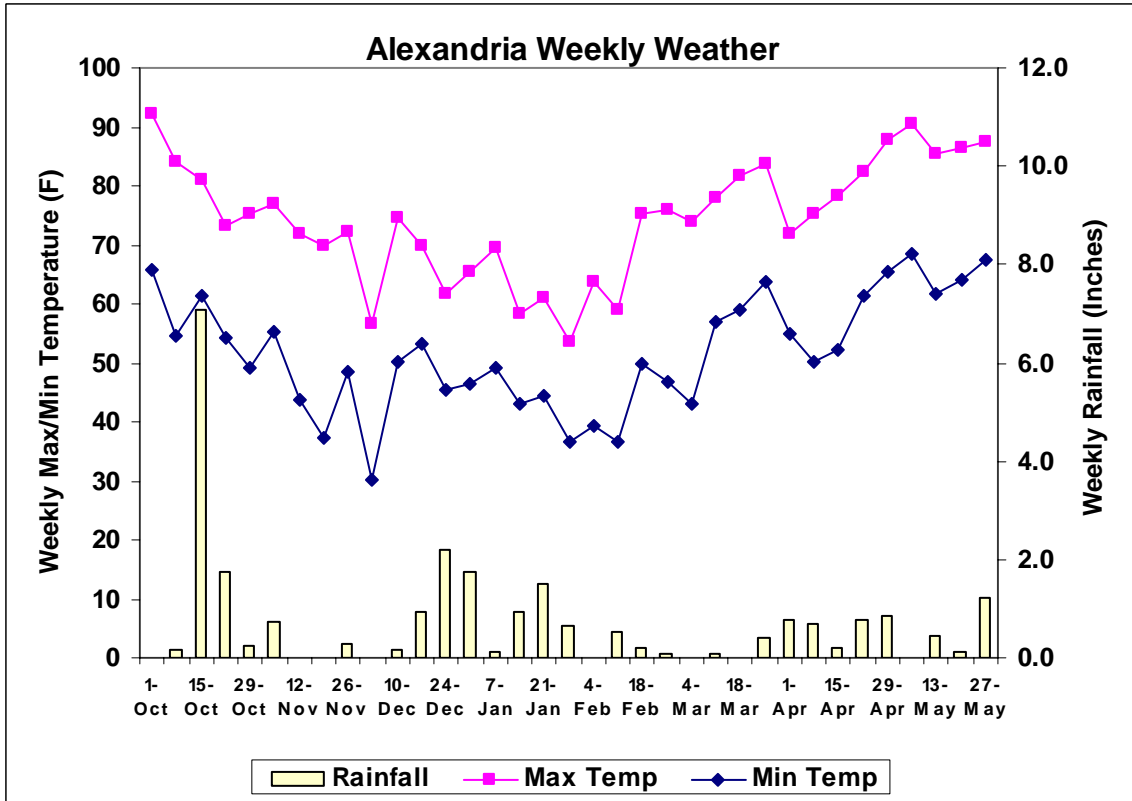


Figure 1

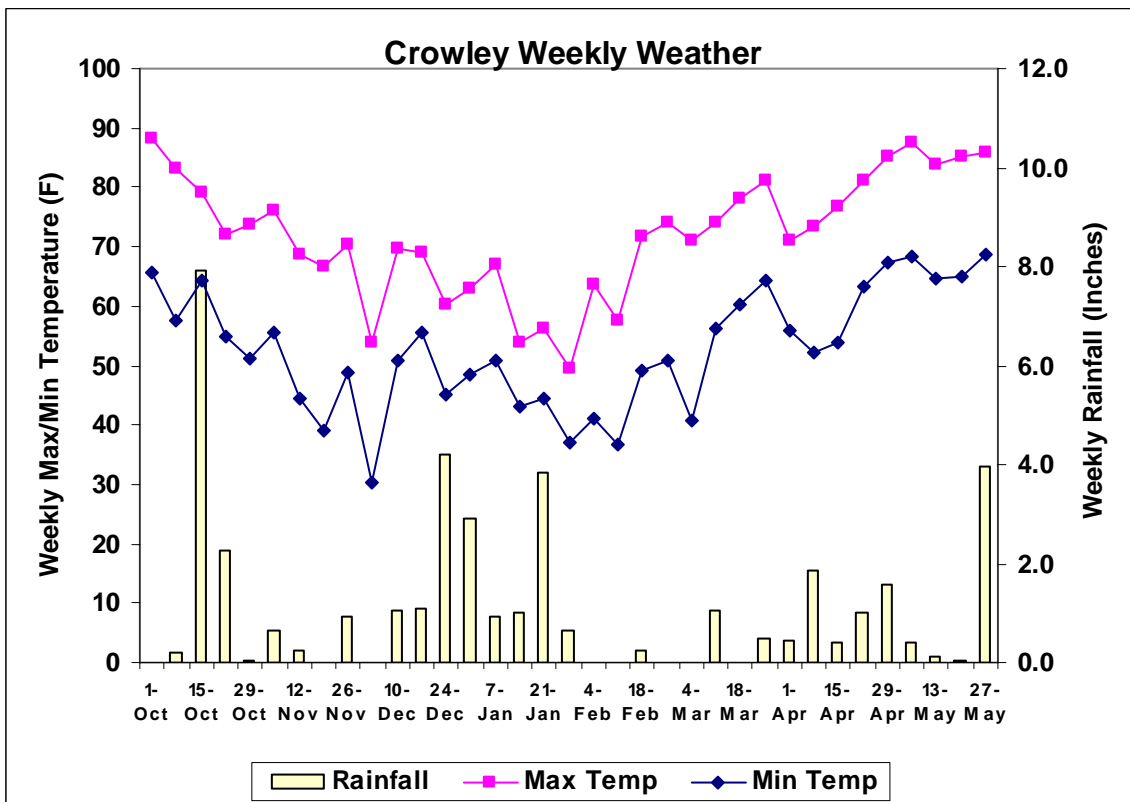
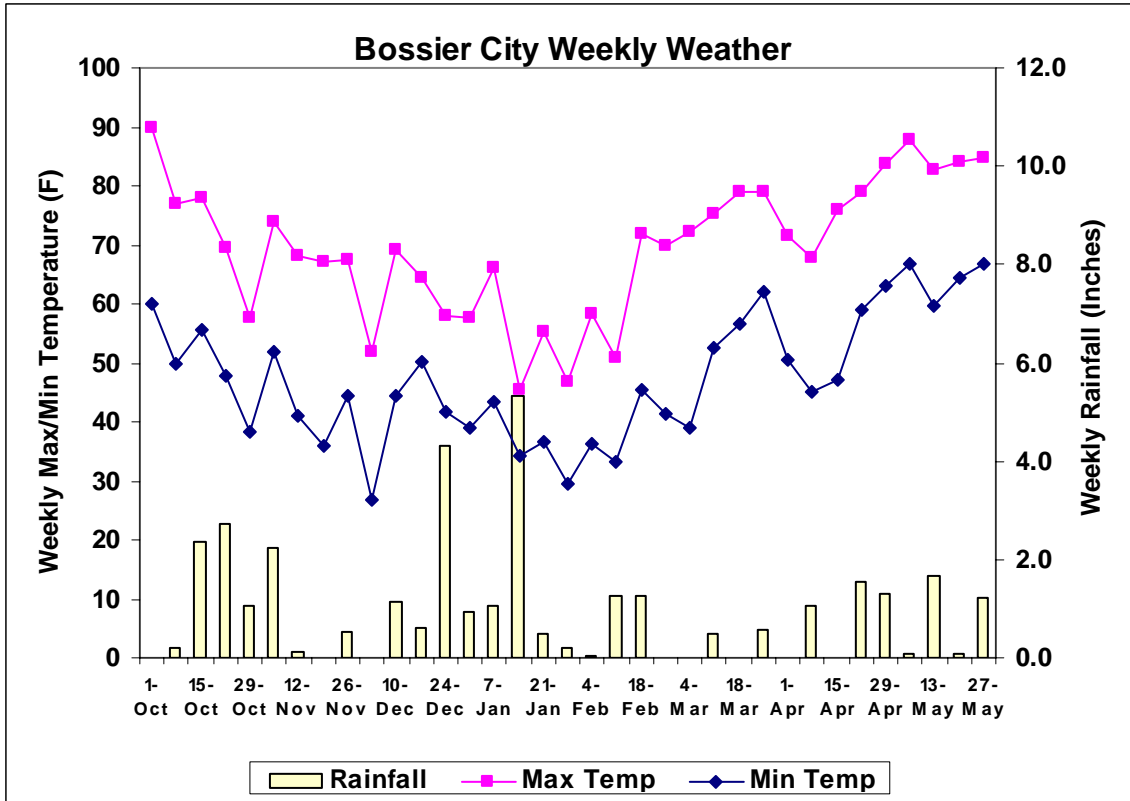


Figure 1

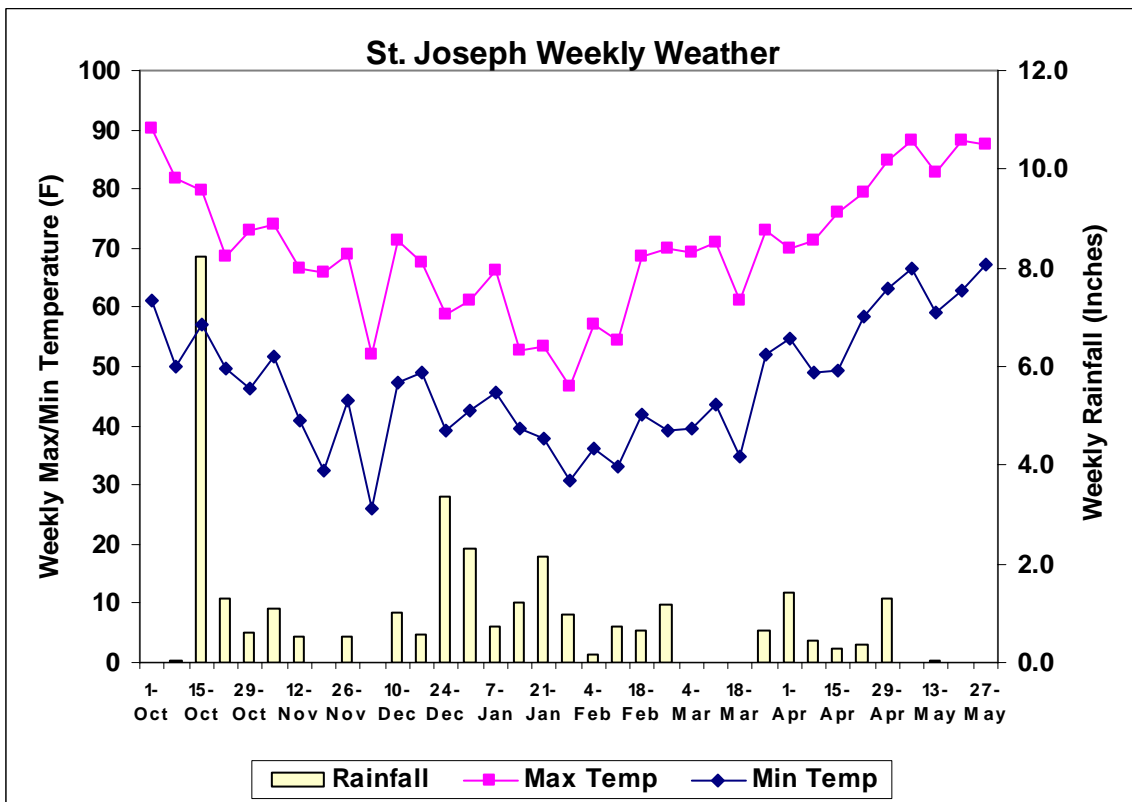
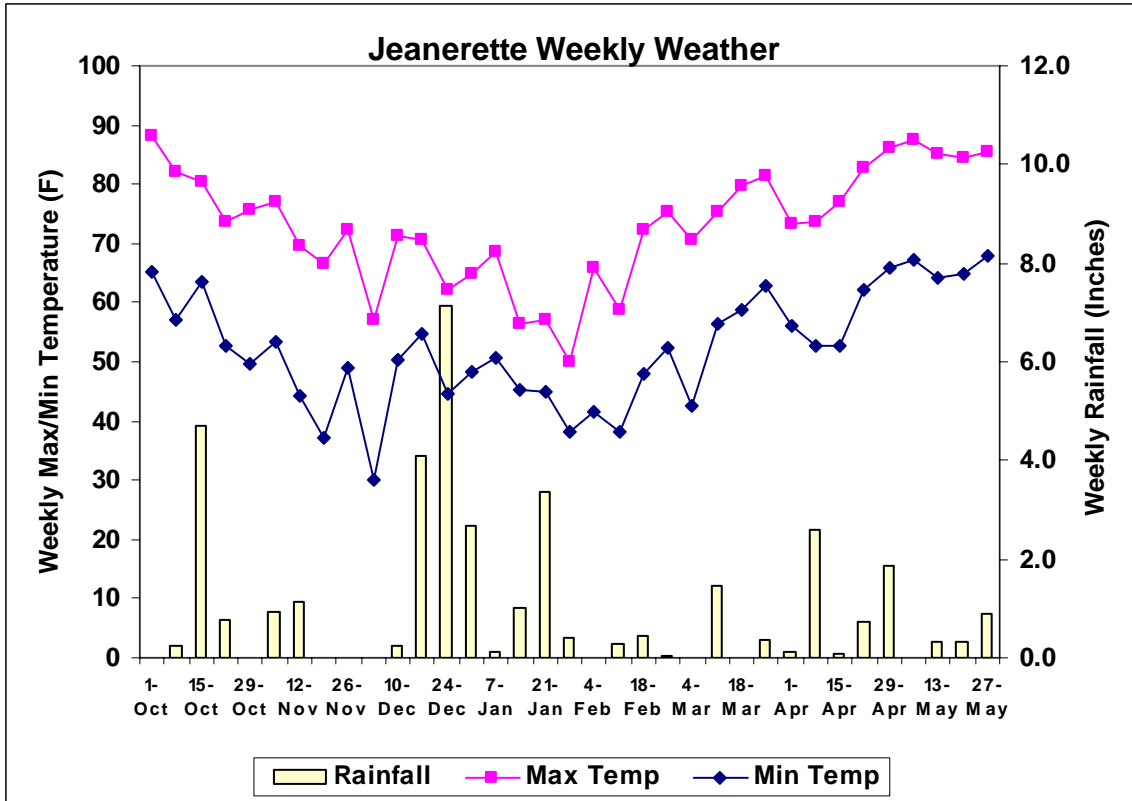
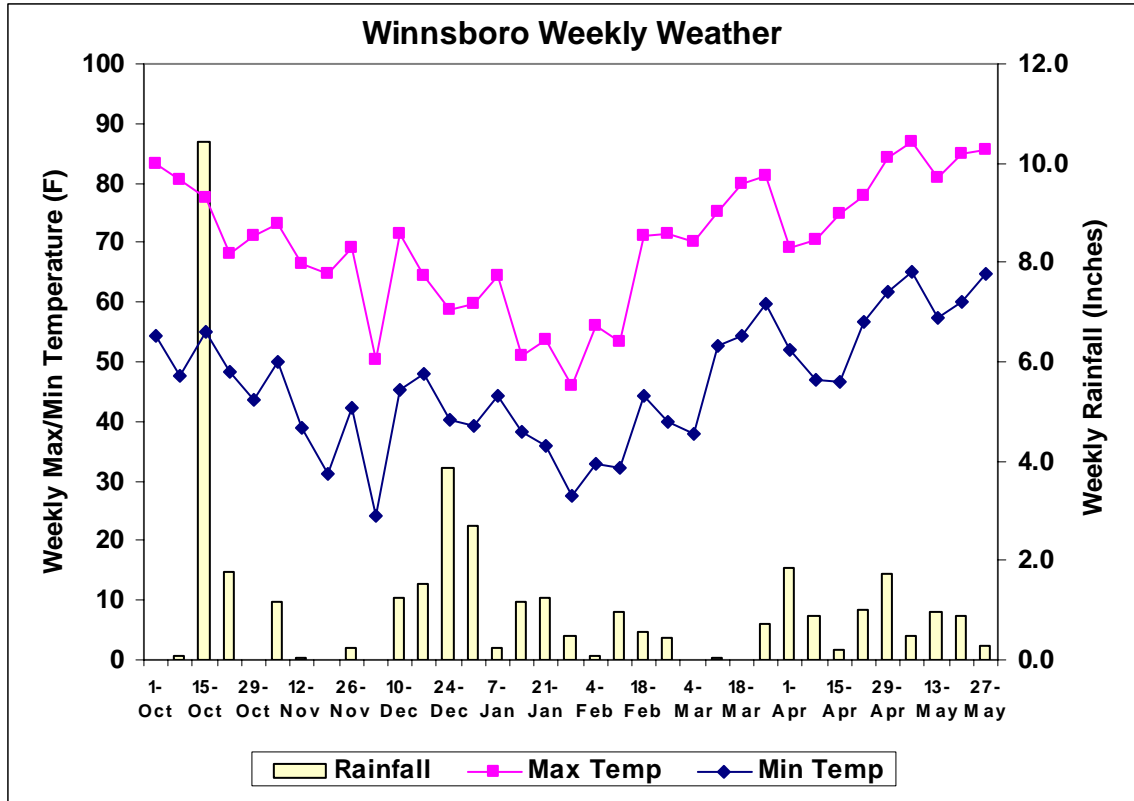


Figure 1





**Table 1. Wheat performance trial across South Louisiana (Baton Rouge, Crowley, and Jeanerette) for 2007.**

Brand / variety	Grain Yield bu/a	Test Wt lbs/bu	Head Day day of yr	Plant Height in	Lodging 0-9	Leaf Rust %	Septoria 0-9	Stem Rust 0-9	Pheno-type 0-9
<b>TERRAL LA482</b>	<b>90.2</b>	<b>55.7</b>	<b>77</b>	<b>39</b>	<b>0.5</b>	<b>1</b>	<b>2.0</b>	<b>0.3</b>	<b>3.6</b>
GA951231-4E25	87.3	56.5	90	33	1.2	0	1.3	1.0	4.6
LA99005UC-31-3-C	85.8	55.8	79	35	0.2	0	3.0	0.4	3.4
LA98133D-160-3-C	84.6	56.0	78	36	0.4	0	3.3	0.1	4.3
<b>PIONEER 26R87</b>	<b>84.3</b>	<b>58.9</b>	<b>94</b>	<b>35</b>	<b>0.2</b>	<b>0</b>	<b>1.0</b>	<b>0.0</b>	<b>3.8</b>
<b>AGS 2060</b>	<b>84.2</b>	<b>58.9</b>	<b>81</b>	<b>40</b>	<b>0.7</b>	<b>0</b>	<b>2.0</b>	<b>0.0</b>	<b>3.7</b>
<b>USG 3209</b>	<b>83.8</b>	<b>57.4</b>	<b>86</b>	<b>32</b>	<b>0.4</b>	<b>2</b>	<b>1.0</b>	<b>0.0</b>	<b>4.7</b>
LA98202D-64-1	82.6	56.8	81	37	0.5	1	2.3	1.7	3.5
GA96693-4E16	82.3	57.3	81	38	2.3	0	2.7	0.3	4.3
LA98214D-14-1-2-B	82.1	56.2	83	37	1.1	0	2.7	0.1	3.2
LA978UC-36-1-1-B	81.8	56.0	81	34	1.1	0	2.0	2.7	3.7
<b>AGS 2000</b>	<b>81.5</b>	<b>57.3</b>	<b>83</b>	<b>37</b>	<b>0.8</b>	<b>2</b>	<b>2.7</b>	<b>0.0</b>	<b>3.6</b>
GA951231-4E26	81.1	56.7	91	33	0.7	1	1.3	0.0	3.9
LA99124UC-59-3-2-B	81.1	57.6	81	34	0.3	0	2.0	0.1	3.4
<b>TERRAL LA841</b>	<b>80.9</b>	<b>55.5</b>	<b>84</b>	<b>35</b>	<b>0.4</b>	<b>0</b>	<b>3.0</b>	<b>0.1</b>	<b>3.8</b>
<b>AGRIPRO COKER MAGNOLIA</b>	<b>80.7</b>	<b>56.8</b>	<b>83</b>	<b>36</b>	<b>0.3</b>	<b>0</b>	<b>3.3</b>	<b>0.0</b>	<b>3.7</b>
<b>DELTA KING GR9108</b>	<b>79.4</b>	<b>56.1</b>	<b>84</b>	<b>39</b>	<b>0.3</b>	<b>0</b>	<b>2.3</b>	<b>2.2</b>	<b>4.3</b>
<b>AGRIPRO COKER 9700</b>	<b>78.2</b>	<b>57.8</b>	<b>82</b>	<b>33</b>	<b>0.9</b>	<b>0</b>	<b>1.7</b>	<b>2.5</b>	<b>4.0</b>
<b>AGS 2010</b>	<b>78.2</b>	<b>57.5</b>	<b>93</b>	<b>37</b>	<b>1.3</b>	<b>0</b>	<b>2.3</b>	<b>0.3</b>	<b>5.3</b>
<b>JAMESTOWN</b>	<b>77.8</b>	<b>56.8</b>	<b>82</b>	<b>32</b>	<b>0.4</b>	<b>2</b>	<b>1.7</b>	<b>0.0</b>	<b>3.6</b>
LA98149BUB-3-4-B	77.8	56.8	85	36	0.2	3	2.0	1.9	4.6
LA98064D-9-1-3-B	77.1	57.5	87	38	0.7	9	1.3	0.1	5.2
<b>PIONEER 26R61</b>	<b>76.3</b>	<b>57.5</b>	<b>85</b>	<b>38</b>	<b>0.2</b>	<b>1</b>	<b>1.7</b>	<b>0.7</b>	<b>3.3</b>
<b>RAGAN&amp;MASSEY LA95135</b>	<b>75.8</b>	<b>57.4</b>	<b>93</b>	<b>39</b>	<b>0.7</b>	<b>0</b>	<b>1.7</b>	<b>0.7</b>	<b>4.2</b>
LA978UC-101-1-1-1-C	75.7	55.7	80	36	2.5	0	3.3	2.4	4.4
VA02W-555	74.8	56.3	93	31	0.2	0	1.3	0.0	4.5
LA98113D-41-1-C	74.2	58.0	81	36	0.5	0	3.0	0.0	3.7
LA95171CA58-3-2	73.9	56.2	87	36	1.0	0	1.7	3.3	4.0
LA99120UC-60-1-4-B	72.6	55.6	84	33	1.6	2	1.7	0.1	3.4
DK XTJ734	72.3	57.2	96	39	0.4	1	1.7	2.0	5.7
<b>AGRIPRO COKER 9553</b>	<b>71.5</b>	<b>58.6</b>	<b>93</b>	<b>36</b>	<b>0.5</b>	<b>1</b>	<b>1.7</b>	<b>3.7</b>	<b>4.4</b>
<b>AGS 2031</b>	<b>71.2</b>	<b>58.0</b>	<b>94</b>	<b>34</b>	<b>0.2</b>	<b>0</b>	<b>1.0</b>	<b>0.0</b>	<b>5.4</b>
TERRAL TVX81170	70.8	56.3	96	39	0.2	3	1.0	1.7	5.7
<b>USG 3295</b>	<b>69.0</b>	<b>56.9</b>	<b>96</b>	<b>33</b>	<b>0.2</b>	<b>0</b>	<b>1.0</b>	<b>0.0</b>	<b>5.4</b>
<b>CROPLAN 8302</b>	<b>68.5</b>	<b>51.6</b>	<b>101</b>	<b>36</b>	<b>0.6</b>	<b>0</b>	<b>1.7</b>	<b>1.3</b>	<b>5.3</b>
<b>USG 3592</b>	<b>66.8</b>	<b>58.2</b>	<b>90</b>	<b>38</b>	<b>1.2</b>	<b>0</b>	<b>1.7</b>	<b>3.3</b>	<b>5.5</b>
<b>TERRAL TV8558</b>	<b>65.0</b>	<b>57.7</b>	<b>94</b>	<b>35</b>	<b>0.3</b>	<b>3</b>	<b>1.7</b>	<b>3.3</b>	<b>5.9</b>
<b>DELTA KING 9577</b>	<b>62.5</b>	<b>57.1</b>	<b>93</b>	<b>36</b>	<b>0.4</b>	<b>4</b>	<b>2.0</b>	<b>5.4</b>	<b>6.1</b>
USG 3477	60.5	56.3	99	38	1.3	6	1.3	1.0	6.4
DK XTJ724	59.5	49.3	102	36	0.2	0	1.0	2.0	6.0
<b>AGRIPRO COKER/PANOLA</b>	<b>56.0</b>	<b>56.7</b>	<b>94</b>	<b>36</b>	<b>1.9</b>	<b>3</b>	<b>1.7</b>	<b>4.7</b>	<b>5.3</b>
<b>DIXIE 989</b>	<b>55.4</b>	<b>54.8</b>	<b>98</b>	<b>36</b>	<b>0.2</b>	<b>0</b>	<b>1.0</b>	<b>4.6</b>	<b>6.6</b>
DK XTJ730	53.4	52.6	100	36	0.2	4	1.3	3.6	6.1
USG 3X633	53.2	55.0	98	35	0.2	2	1.0	4.4	6.6
<b>DELTA GROW 5200</b>	<b>52.5</b>	<b>55.9</b>	<b>100</b>	<b>35</b>	<b>0.4</b>	<b>8</b>	<b>2.0</b>	<b>1.0</b>	<b>6.7</b>



**Table 1. Wheat performance trial across South Louisiana (Baton Rouge, Crowley, and Jeanerette) for 2007.**

	<b>Grain Yield</b>	<b>Test Wt</b>	<b>Head Day</b>	<b>Plant Height</b>	<b>Lod-ging</b>	<b>Leaf Rust</b>	<b>Sept oria</b>	<b>Stem Rust</b>	<b>Pheno -type</b>
<b>Brand / variety</b>	<b>bu/a</b>	<b>lbs/bu</b>	<b>day of yr</b>	<b>in</b>	<b>0-9</b>	<b>%</b>	<b>0-9</b>	<b>0-9</b>	<b>0-9</b>
<b>DELTA GROW 1600</b>	<b>50.0</b>	<b>52.0</b>	<b>99</b>	<b>37</b>	<b>0.3</b>	<b>0</b>	<b>1.0</b>	<b>6.1</b>	<b>7.1</b>
<b>USG 3706</b>	<b>49.6</b>	<b>56.5</b>	<b>97</b>	<b>31</b>	<b>1.0</b>	<b>10</b>	<b>2.0</b>	<b>2.4</b>	<b>6.8</b>
<b>CROPLAN 8309</b>	<b>29.0</b>	<b>47.9</b>	<b>100</b>	<b>33</b>	<b>0.5</b>	<b>24</b>	<b>3.0</b>	<b>2.2</b>	<b>7.6</b>
DK XTJ732	27.3	43.7	98	35	0.2	3	0.7	0.7	7.7
<b>MEAN</b>	<b>71.6</b>	<b>56.1</b>	<b>89</b>	<b>36</b>	<b>0.7</b>	<b>2</b>	<b>1.9</b>	<b>1.5</b>	<b>4.9</b>
<b>CV</b>	<b>12</b>	<b>2</b>	<b>1</b>	<b>4</b>	<b>145</b>	<b>43</b>	<b>269</b>	<b>86</b>	<b>13</b>
<b>LSD(0.10)</b>	<b>13.7</b>	<b>2.0</b>	<b>2</b>	<b>2</b>	<b>0.9</b>	<b>NS</b>	<b>8.0</b>	<b>1.6</b>	<b>1</b>

**Bold** 'Brand/variety' indicates the entry is commercially available, others are non-released breeding lines.

Phenotype is a relative 'visual appeal' rating that takes into account plant vigor, diseases, etc. 0 = best.



Table 2. Wheat performance trial across South Louisiana for two years, 2006 and 2007.

Brand / variety	Grain Yield bu/a	Test Wt lbs/bu	Head Day day of yr	Plant Height in	Lod-ging 0-9	Leaf Rust %	Sept oria 0-9	Stem Rust 0-9	Pheno -type 0-9
TERRAL LA482	85.2	56.4	74	37	0.9	2	2.0	0.2	3.7
AGS 2000	83.7	57.8	77	35	1.4	1	2.7	0.0	3.4
AGS 2060	82.0	59.3	76	38	1.9	0	2.0	0.0	3.5
PIONEER 26R87	80.6	59.7	84	34	1.1	3	1.0	0.0	3.9
TERRAL LA841	79.9	55.7	77	34	1.3	0	3.0	0.1	3.4
AGRIPRO COKER MAGNOLIA	78.9	57.2	78	35	0.8	4	3.3	0.0	4.3
USG 3209	76.6	57.2	79	31	1.1	8	1.0	0.0	4.8
DELTA KING GR9108	75.7	56.5	78	37	1.1	6	2.3	2.0	4.2
RAGAN&MASSEY LA95135	74.3	57.5	85	37	1.8	0	1.7	0.6	3.9
AGS 2010	74.3	57.7	83	36	1.6	0	2.3	0.2	4.8
PIONEER 26R61	73.6	58.3	79	36	0.8	4	1.7	0.6	3.5
AGRIPRO COKER 9553	71.2	59.1	84	34	0.9	4	1.7	3.2	4.2
USG 3295	70.5	57.8	89	32	0.9	0	1.0	0.0	5.6
LA95171CA58-3-2	70.4	56.2	80	34	1.1	1	1.7	2.8	3.9
TERRAL TV8558	63.0	57.0	88	33	1.3	12	1.7	3.2	6.3
DELTA KING 9577	62.5	56.8	87	34	1.2	11	2.0	4.7	6.2
CROPLAN 8302	62.2	53.6	94	34	1.6	4	1.7	1.0	5.4
AGRIPRO COKER/PANOLA	58.9	56.6	86	34	2.0	10	1.7	5.0	5.3
DIXIE 989	52.8	54.7	91	34	1.1	2	1.0	4.2	6.6
DELTA GROW 1600	49.3	53.3	92	35	1.3	2	1.0	5.2	6.8
DELTA GROW 5200	43.3	55.7	96	33	1.4	7	2.0	0.8	7.1
Mean	69.6	56.9	83	34	1.3	4	2	1.6	4.8
CV	11	2	2	4	88	193	49	81	14
LSD	7.8	1.4	2	1	NS	6	1	1.4	0.7

Contains data from Baton Rouge, Crowley, and Jeanerette for 2006 and 2007.

**Bold** 'Brand/variety' indicates the entry is commercially available, others are non-released breeding lines.

Phenotype is a relative 'visual appeal' rating that takes into account plant vigor, diseases, etc. 0 = best.



**Table 3. Wheat performance trial across South Louisiana for three years, 2005, 2006 and 2007.**

	<b>Grain Yield</b>	<b>Test Wt</b>	<b>Head Day</b>	<b>Plant Height</b>	<b>Lod-ging</b>	<b>Leaf Rust</b>	<b>Sept oria</b>	<b>Stem Rust</b>	<b>Pheno -type</b>
<b>Brand / variety</b>	<b>bu/a</b>	<b>lbs/bu</b>	<b>of yr</b>	<b>in</b>	<b>0-9</b>	<b>%</b>	<b>0-9</b>	<b>0-9</b>	<b>0-9</b>
<b>TERRAL LA482</b>	85.4	56.3	74	38	0.8	6	2.0	0.2	3.9
<b>AGS 2000</b>	80.6	58.1	77	36	1.2	1	2.7	0.0	4.0
<b>TERRAL LA841</b>	80.3	55.9	77	35	1.1	0	3.0	0.1	3.7
<b>DELTA KING GR9108</b>	77.8	56.8	78	38	0.9	5	2.3	2.0	4.1
<b>AGS 2010</b>	75.9	58.4	83	37	1.3	0	2.3	0.2	4.7
<b>USG 3209</b>	75.8	57.6	79	32	0.9	9	1.0	0.0	4.9
<b>RAGAN&amp;MASSEY LA95135</b>	75.7	57.6	85	38	1.6	0	1.7	0.6	3.9
<b>PIONEER 26R61</b>	75.0	59.0	79	38	0.7	3	1.7	0.6	3.8
LA95171CA58-3-2	73.1	56.8	80	35	0.9	1	1.7	2.8	4.0
<b>AGRIPRO COKER 9553</b>	72.4	59.0	84	35	0.7	11	1.7	3.2	4.3
<b>TERRAL TV8558</b>	63.7	57.5	88	34	1.1	10	1.7	3.2	6.2
<b>DELTA KING 9577</b>	63.6	57.3	87	34	1.1	11	2.0	4.7	6.1
<b>AGRIPRO COKER/PANOLA</b>	61.6	57.2	86	35	1.7	12	1.7	5.0	5.2
<b>Mean</b>	73.9	57.5	81	36	1.1	5	1.9	1.7	4.5
<b>CV</b>	11	1	2	4	102	156	50	77	14
<b>LSD</b>	6.4	0.7	2	1	NS	7	NS	1.5	0.6

Contains data from Baton Rouge, Crowley, and Jeanerette for 2006 and 2007; and Baton Rouge and Crowley for 2005.

**Bold** 'Brand/variety' indicates the entry is commercially available, others are non-released breeding lines.

Phenotype is a relative 'visual appeal' rating that takes into account plant vigor, diseases, etc. 0 = best.



**Table 4. Wheat performance trial at Baton Rouge, LA for 2007 with two-year mean yields, sorted by 2-yr mean yields.**

Brand / variety	Grain Yield		Test Wt	Seed Qual	Head of yr	Plant Ht	Lod ging	Leaf Rust	Sept -oria	Pheno -type	*NOTES	
	2007	2-Yr										
	bu/a	rnk	lbs/bu	0-9		in	0-9	%	0-9	0-9		
AGS 2000	77.6	6	82.7	58.1	1.5	84	39	2.0	0	2	3.3	
TERRAL LA841	80.4	1	79.2	55.4	1.5	88	39	1.5	0	2	3.0	
TERRAL LA482	78.2	3	79.0	56.2	2.5	83	40	1.0	3	1	3.2	
AGRIPRO COKER/MAGNOLIA	75.3	16	77.7	56.9	1.0	86	38	1.0	0	3	3.2	
AGS 2060	76.5	19	76.9	59.3	1.0	86	41	2.0	0	1	3.5	
PIONEER 26R87	71.0	37	74.1	58.6	1.5	94	35	1.0	0	1	4.5	eot
PIONEER 26R61	71.6	35	74.0	58.0	1.5	87	40	1.0	3	1	3.3	
RAGAN&MASSEY LA95135	72.3	27	72.3	57.3	2.0	93	41	1.5	0	1	4.2	eot
DK GR9108	72.6	22	71.5	56.8	1.5	87	42	1.0	0	1	4.0	eot
AGRIPRO COKER 9553	68.6	44	70.8	59.1	2.5	93	39	1.0	0	1	3.7	
LA95171CA58-3-2-C	72.4	24	70.1	56.2	1.5	89	39	1.5	0	1	4.0	
USG 3209	70.3	41	69.5	57.4	2.5	88	34	1.0	0	1	5.0	
AGRIPRO COKER/PANOLA	72.0	31	67.3	57.6	2.0	93	39	1.0	0	1	3.5	eot
USG 3295	58.8	65	65.4	57.2	2.5	98	36	1.0	0	1	6.7	eot
DK 9577	71.8	34	65.3	57.5	2.5	93	38	1.0	1	1	5.3	eot
TERRAL TV8558	71.8	32	65.2	58.1	2.0	95	38	1.0	3	1	5.3	
AGS 2010	65.0	53	64.7	57.6	2.5	91	40	2.0	0	3	5.0	
CROPLAN 8302	62.5	61	60.5	49.6	6.5	107	39	1.0	0	1	5.8	eot
DELTA GROW 1600	60.3	64	54.6	52.6	3.0	102	40	1.0	0	1	6.7	eot
DIXIE 989	68.1	46	53.8	55.6	3.5	39	39	1.0	0	1	6.3	eot
DELTA GROW 5200	64.3	56	48.6	57.0	3.5	105	41	1.0	8	1	5.5	pv
LA98202D-64-1-C	78.7	2		57.0	1.5	83	39	2.0	0	2	3.0	
LA978UC-36-1-1-B	78.0	4		56.4	2.0	83	37	1.0	0	3	3.3	
LA98214D-14-1-2-B	77.6	5		56.7	2.0	86	39	1.5	0	1	3.2	
LA98149BUB-3-4-B	77.4	7		57.1	1.0	88	40	1.0	0	1	3.7	ragged
GA96693-4E16	77.1	8		58.0	1.0	84	41	2.0	0	1	3.0	
LA98064D-9-1-3-B	76.8	9		57.6	1.5	93	40	1.0	0	1	5.2	
LA99005UC-31-3-C	76.3	15		56.6	2.0	80	36	1.0	0	1	3.2	
LA978UC-101-1-1-1-C	74.8	18		56.1	2.5	83	39	2.0	0	3	3.7	
LA99124UC-59-3-2-B	72.8	19		58.1	2.0	85	37	1.5	0	2	3.2	
USG 3592	72.6	21		58.3	3.0	88	40	1.0	0	1	5.5	eot, ragged
AGRIPRO COKER 9700	72.3	25		57.9	1.5	86	37	1.0	0	1	3.5	
LA98133D-160-3-C	72.3	28		56.9	1.0	80	38	1.5	0	3	3.3	
GA951231-4E26	72.2	30		56.6	3.0	90	35	1.0	0	1	4.7	eot
LA98113D-41-1-C	70.9	38		58.4	2.0	81	38	1.5	0	1	3.2	
LA99120UC-60-1-4-B	70.4	40		56.1	2.0	87	35	1.0	0	1	2.7	eot
GA951231-4E25	68.6	43		55.8	3.5	90	35	1.5	0	1	4.5	eot
TERRAL TVX81170	67.1	47		55.9	2.0	101	41	1.0	0	1	5.7	
VA02W-555	66.8	49		55.9	2.0	91	34	1.0	0	1	5.0	
DK XTJ734	66.4	50		57.1	2.0	99	41	1.0	1	2	5.7	pv
JAMESTOWN	65.3	52		56.5	2.5	84	35	1.0	0	1	3.2	
USG 3706	65.0	55		57.1	2.5	93	34	1.0	0	1	5.8	
USG 3X633	63.1	58		55.2	2.0	101	37	1.0	0	1	6.2	
AGS 2031	62.9	59		58.1	1.5	93	35	1.0	0	1	5.7	eot
DK XTJ730	61.3	62		52.7	3.0	107	38	1.0	0	1	6.3	



**Table 4. Wheat performance trial at Baton Rouge, LA for 2007 with two-year mean yields, sorted by 2-yr mean yields.**

Brand / variety	Grain Yield		Test	Seed	Head	Plant	Lod	Leaf	Sept	Pheno	*NOTES
	2007	rnk	2-Yr	Wt	Qual	Day	ging	Rust	-oria	-type	
	bu/a		lbs/bu	0-9	0-9	of yr	0-9	%	0-9	0-9	
<b>USG 3477</b>	<b>56.6</b>	<b>67</b>	<b>56.7</b>	<b>3.0</b>	<b>102</b>	<b>42</b>	<b>1.5</b>	<b>5</b>	<b>1</b>	<b>5.7</b>	<b>eot</b>
DK XTJ724	56.2	68	47.3	6.0	105	40	1.0	0	1	6.0	nv
<b>CROPLAN 8309</b>	<b>41.7</b>	<b>70</b>	<b>47.9</b>	<b>6.0</b>	<b>101</b>	<b>39</b>	<b>1.5</b>	<b>3</b>	<b>7</b>	<b>7.0</b>	<b>eot</b>
DK XTJ732	31.2	71	43.7	8.0		38	1.0	0	1	7.5	
<b>MEAN</b>	<b>69.0</b>		<b>68.6</b>	<b>56.1</b>	<b>2.5</b>	<b>89</b>	<b>38</b>	<b>1.2</b>	<b>0</b>	<b>4.6</b>	
<b>CV</b>	<b>8</b>		<b>9</b>	<b>2</b>	<b>22</b>	<b>1</b>	<b>3</b>	<b>26</b>	<b>308</b>	<b>10</b>	
<b>LSD</b>	<b>7.2</b>		<b>13.9</b>	<b>1.3</b>	<b>0.9</b>	<b>2</b>	<b>2</b>	<b>0.5</b>	<b>3</b>	<b>0.7</b>	

Ben Hur Farm, Central Stations, Baton Rouge, LA. Steve Harrison Kelly Arceneaux, and Glenn Schexnayder.

**Cultural and Site:** Planted on 11/13/06. 20-60-60 preplant fertilizer. 97-0-0 topdress. 2.5 oz Sencor + 0.4 oz/acre Harmony Extra. Harvested on 5/19/2007. Very wet January restricted tillering. Dry from mid February through April. A number of entries did not properly vernalize. Light disease pressure. Heavy rainfall after maturity reduced test weights, particularly for earlier-maturing entries.

**NOTES:** PVL indicates the entry appeared to only partially vernalize and heading was late and incomplete. NV indicates not vernalized (inadequate cold weather to trigger heading). All entries eventually headed out.. eot indicates that this variety had 'early off-types', probably just early-heading plants in response to the very mild winter.

**Bold** 'Brand/variety' indicates the entry is commercially available, others are non-released breeding lines.

**Seed Quality** is relative visual appearance of seed at harvest; 0 = excellent, 9 = very poor.

**Phenotype** is a relative 'visual appeal' rating that takes into account plant vigor, diseases, etc. 0 = best.



**Table 4B. Performance of 20 varieties planted late (Dec 12) at Baton Rouge, LA for 2007 with optimum date (Nov 13) yield, test weight, and heading date comparisons.**

Brand / variety	Grain Yield			Test Wt			Head Day			Pheno -type
	Dec 13	Nov 13	diff	Dec 13	Nov 13	diff	Dec 13	Nov 13	diff	
	bu/acre			lbs/bu			of yr			0-9
TERRAL LA482	86.0	78.2	7.8	54.7	56.2	-1.5	90	83	7	3.1
AGRIPRO COKER/MAGNOLIA	85.7	75.3	10.4	55.7	56.9	-1.2	94	86	8	3.0
AGS 2000	83.4	77.6	5.8	56.5	58.1	-1.6	93	84	9	3.1
PIONEER/26R87	80.0	71.0	9.0	58.6	58.6	0.0	101	94	7	3.4
AGRIPRO COKER/PANOLA	79.1	72.0	7.1	55.5	57.6	-2.1	101	93	8	2.6
TERRAL LA841	78.9	80.4	-1.5	54.3	55.4	-1.1	94	88	6	3.3
AGS 2031	78.6	62.9	15.7	56.1	58.1	-2.0	102	93	9	4.1
PIONEER/26R61	78.5	71.6	6.9	57.0	58.0	-1.0	95	87	8	2.9
AGRIPRO COKER 9553	78.3	68.6	9.7	57.2	59.1	-1.9	101	93	8	2.9
AGS 2060	77.0	76.5	0.5	57.7	59.3	-1.6	91	86	5	4.0
AGRIPRO COKER 9700	76.1	72.3	3.8	55.9	57.9	-2.0	93	86	7	3.8
DK GR9108	73.7	72.6	1.1	54.9	56.8	-1.9	94	87	7	3.1
RAGAN&MASSEY LA95135	70.8	72.3	-1.5	55.4	57.3	-1.9	101	93	8	3.0
USG 3295	70.8	58.8	12.0	55.9	57.2	-1.3	102	98	4	4.4
CROPLAN 8302	68.6	62.5	6.1	56.0	49.6	6.4	105	107	-2	4.5
AGS 2010	68.0	65.0	3.0	56.4	57.6	-1.2	98	91	7	3.4
DK 9577	66.7	71.8	-5.1	54.5	57.5	-3.0	102	93	9	4.0
USG 3592	64.8	72.6	-7.8	56.3	58.3	-2.0	101	88	13	4.0
TERRAL TV8558	62.4	71.8	-9.4	54.5	58.1	-3.6	102	95	7	3.8
USG 3477	29.7	56.6	-26.9	52.6	56.7	-4.1	NV	102		6.3
<b>Mean</b>	<b>72.9</b>	<b>70.5</b>	<b>2.3</b>	<b>55.8</b>	<b>57.2</b>	<b>-1.4</b>	<b>98</b>	<b>91.4</b>	<b>6</b>	<b>3.6</b>
<b>CV</b>	<b>8</b>			<b>1</b>			<b>0</b>			<b>14</b>
<b>LSD</b>	<b>6.6</b>			<b>0.4</b>			<b>1</b>			<b>0.9</b>

Ben Hur Farm, Central Stations, Baton Rouge, LA. Steve Harrison Kelly Arceneaux, and Glenn Schexnayder.

**Cultural and Site:** Late date planted on 12/12/06; normal date on 11/13/06. 20-60-60 preplant fertilizer. 97-0-0 topdress. 2.5 oz Sencor + 0.4 oz/acre Harmony Extra. Harvested on 6/5/2007. Very wet January restricted tillering. Dry from mid February through April. A number of entries did not properly vernalize. Light disease pressure. Heavy rainfall after maturity reduced test weights, particularly for earlier-maturing entries.

**NOTES:** PVL indicates the entry appeared to only partially vernalize and heading was late and incomplete. NV indicates not vernalized (inadequate cold weather to trigger heading). All entries eventually headed out.

**Bold 'Brand/variety'** indicates the entry is commercially available, others are non-released breeding lines.

**Phenotype** is a relative 'visual appeal' rating that takes into account plant vigor, diseases, etc. 0 = best.

**DISCUSSION:** There was discussion last fall about planting dates, the ability to plant late, and crop insurance with late planting. In this study there was little penalty for late planting in south Louisiana if long-vernalization varieties are avoided. Twenty released varieties were planted in mid-December, one month after the 'Optimum' date. The late date headed, on average, on 6 days later than the optimum date. Most entries in this test could have been harvested within a day or two of the normal date, but weather and a few late entries prevented that. USG3477, a late-heading variety, did not vernalize and performed very poorly when planted late. The average yield for the late date was actually 2.3 bu/acre higher than for the optimum, with a range of +15.7 to -26.9 bu/acre. Test weights were generally lower with late planting. This is probably mostly due to delayed harvest caused by several light/moderate rainfall events. The normal planting date had heavier weed pressure from *Poa annua* than the late date. The late date was sprayed with RoundUp just prior to planting. Normal herbicide application for the entire field was delayed by a very wet late December and January, with resulted in we



Table 5. Wheat performance trial at Crowley, LA for 2007 with 2-year mean yields, sorted by 2-yr mean yield.

Brand / variety	Grain Yield		Test Wt	Head Day	Plant Ht	Lod ging	Leaf Rust	Stem Rust	Pheno -type	
	2007	rank								2-Yr
	bu/a		lbs/bu	day of yr	in	0-9	%	0-9	0-9	
PIONEER 26R87	94.3	1	82.7	59.5	83	36	0	0	0.0	3.5
TERRAL LA482	92.1	3	80.3	54.8	66	42	1	0	0.0	4.5
AGS 2060	91.1	4	80.1	58.2	72	42	0	0	0.0	3.5
AGS 2000	84.8	11	78.2	55.7	72	39	0	0	0.0	3.5
AGRIPRO COKER/MAGNOLIA	81.2	18	74.8	56.4	72	40	0	0	0.0	4.5
RAGAN&MASSEY LA95135	87.4	6	74.1	57.8	82	40	1	0	0.0	4.5
USG 3209	85.2	10	73.0	57.3	75	32	1	5	0.0	5.0
AGRIPRO COKER 9553	80.8	20	72.8	57.7	82	37	1	2	4.3	5.0
DK GR9108	81.6	17	72.6	54.7	72	40	0	0	1.0	5.0
AGS 2010	79.9	22	72.5	57.5	85	39	0	0	0.0	5.5
USG 3295	78.2	25	71.6	56.4	87	34	0	0	0.0	4.5
TERRAL LA841	77.0	27	71.4	55.9	73	37	0	0	0.0	4.5
LA95171CA58-3-2-C	76.4	28	70.0	56.2	75	38	0	0	0.3	4.0
PIONEER 26R61	77.1	26	69.8	56.6	75	41	0	0	0.7	3.0
CROPLAN 8302	82.3	16	68.8	55.6	88	36	0	0	0.0	4.0
DK 9577	66.2	38	64.3	56.4	82	37	1	10	4.7	7.0
TERRAL TV8558	74.5	33	63.9	56.8	82	36	0	5	1.3	6.0
AGRIPRO COKER/PANOLA	61.0	41	61.2	55.1	85	36	1	3	4.0	5.5
DIXIE 989	59.6	42	56.7	53.1	87	38	0	0	4.7	6.5
DELTA GROW 1600	54.1	45	47.3	50.7	88	38	0	0	6.0	8.0
DELTA GROW 5200	42.2	47	41.2	53.6	89	34	1	10	0.3	7.5
GA951231-4E25	92.7	2		57.8	80	35	2	0	1.3	4.0
LA99005UC-31-3-C	88.3	5		54.3	69	39	0	0	0.0	3.5
VA02W-555	86.9	7		57.0	82	32	0	0	0.0	3.0
GA951231-4E26	86.9	8		57.0	81	35	1	3	0.0	3.0
AGRIPRO COKER 9700	86.0	9		57.6	70	34	1	0	0.0	4.0
LA978UC-36-1-1-B	84.7	12		55.4	70	36	0	0	0.5	4.0
DK XTJ734	83.9	13		57.5	85	40	0	3	0.3	4.5
JAMESTOWN	83.0	14		57.4	72	35	1	5	0.0	4.0
DK XTJ724	82.3	15		56.9	88	36	0	0	0.7	5.0
TERRAL TVX81170	80.9	19		57.1	84	40	0	8	0.0	4.5
AGS 2031	80.4	21		57.9	84	37	0	0	0.0	5.0
LA98133D-160-3-C	79.8	23		54.4	69	38	0	0	0.0	5.0
LA98149BUB-3-4-B	78.2	24		56.4	75	37	0	8	1.3	5.5
LA99124UC-59-3-2-B	76.3	29		56.7	70	37	0	0	0.0	4.0
LA98113D-41-1-C	75.3	30		57.2	70	39	1	0	0.0	4.0
GA96693-4E16	74.9	31		55.8	72	40	4	0	0.0	6.5
LA98202D-64-1-C	74.8	32		56.3	69	40	0	3	1.0	4.5
LA98214D-14-1-2-B	74.2	34		55.4	72	39	1	0	0.0	3.5
LA98064D-9-1-3-B	74.0	35		57.3	76	39	1	25	0.0	6.0
LA978UC-101-1-1-1-C	73.6	36		55.1	70	39	2	0	2.3	5.5
LA99120UC-60-1-4-B	67.9	37		54.6	72	36	4	3	0.0	4.0
USG 3592	65.0	39		57.6	83	38	1	0	2.0	5.0
USG 3X633	62.4	40		54.8	88	36	0	5	3.0	6.5
USG 3477	57.8	43		55.5	88	36	1	13	0.0	7.0



**Table 5. Wheat performance trial at Crowley, LA for 2007 with 2-year mean yields, sorted by 2-yr mean yield.**

Brand / variety	Grain Yield		Test Wt	Head Day	Plant Ht	Lod ging	Leaf Rust	Stem Rust	Pheno -type
	2007	rank							
	bu/a		lbs/bu	day of yr	in	0-9	%	0-9	0-9
DK XTJ730	56.9	44	52.5	88	37	0	13	1.7	6.0
<b>USG 3706</b>	<b>46.8</b>	<b>46</b>	<b>55.3</b>	<b>88</b>	<b>31</b>	<b>2</b>	<b>30</b>	<b>0.7</b>	<b>7.0</b>
<b>CROPLAN 8309</b>	<b>23.7</b>	<b>48</b>		<b>89</b>	<b>32</b>	<b>0</b>	<b>80</b>	<b>2.0</b>	<b>8.0</b>
DK XTJ732	23.3	49		98	38	0	5	0.7	7.5
<b>Mean</b>	<b>74.0</b>		<b>68.8</b>	<b>79</b>	<b>37</b>	<b>1</b>	<b>4</b>	<b>0.9</b>	<b>5.0</b>
<b>CV</b>	<b>11</b>		<b>12</b>	<b>1</b>	<b>4</b>	<b>130</b>	<b>185</b>	<b>145</b>	<b>13</b>
<b>LSD</b>	<b>9.4</b>		<b>9.8</b>	<b>1</b>	<b>2</b>	<b>1</b>	<b>13</b>	<b>1.8</b>	<b>1.2</b>

Rice Research Station, Crowley, LA. Dustin Harrell, Ron Regan, and James P. Leonards.

**Cultural and Site:** Crowley silt loam. Fallow previous crop. 28-84-84 + 2.8 zinc preplant fertilizer on 11/2/2006. Planted 86 lbs seed/acre on 11/3/2006. 75-0-0 urea topdress on 2/6/2007. 2.5oz/acre Sencor plus 0.4 oz/acre Amber herbicides on 12/22/2005. Harvested 105 ft-square plots on May 11, 2007.

**Bold 'Brand/variety'** indicates the entry is commercially available, others are non-released breeding lines.

Stem rust rated on a 0-9 scale where a 0 indicates no stem rust.

Phenotype is a relative 'visual appeal' rating that takes into account plant vigor, diseases, etc. 0 = best.



**Table 6. Wheat performance trial at Jeanerette, LA for 2007, with two-year yield data sorted by two-year mean yields.**

Brand / variety	Grain Yield		Test Wt	Head Day	Plant Height	Lod-ging	Leaf Rust	Sep toria	Stem Rust	Stem Rust	Pheno -type	
	2007	2-yr										
	bu/a	rnk	lbs/bu	of yr	in	0-9	%	0-9	0-9	0-9	0-9	
TERRAL LA482	100.3	2	95.6	no	85	35	0.0	0	2.5	0.0	0.5	3.0
AGS 2000	82.2	18	90.2	data	93	34	0.8	5	3.0	0.0	0.0	4.0
TERRAL LA841	85.1	14	89.2	taken	94	32	0.0	0	3.5	0.0	0.3	4.0
AGS 2060	85.0	15	88.4		89	36	0.5	0	2.5	0.0	0.0	4.0
USG 3209	92.5	8	86.6		96	31	0.0	0	1.0	0.0	0.0	4.0
AGS 2010	89.6	10	85.6		102	35	2.0	0	2.0	0.0	0.5	5.5
PIONEER 26R87	87.5	11	84.9	see	105	33	0.0	0	1.0	0.0	0.0	3.5
AGRIPRO COKER/MAGNOLIA	85.7	12	84.4	Tables	94	32	0.0	0	3.5	0.0	0.0	3.5
DK GR9108	82.3	17	82.4	1&2	95	36	0.0	0	3.0	0.0	2.8	4.0
PIONEER 26R61	79.1	22	77.0		95	34	0.0	0	2.0	0.0	0.8	3.5
RAGAN&MASSEY LA95135	67.6	31	76.6		104	37	0.0	0	2.0	0.0	1.3	4.0
USG 3295	70.0	30	74.6		105	31	0.0	0	1.0	0.0	0.0	5.0
LA95171CA58-3-2-C	72.4	27	70.9		97	34	1.5	0	2.0	0.3	5.5	4.0
AGRIPRO COKER 9553	65.2	34	70.0		103	33	0.0	0	2.0	0.5	3.3	4.5
TERRAL TV8558	48.6	40	59.8		106	32	0.0	0	2.0	0.3	4.8	6.5
DK 9577	49.6	39	57.9		105	34	0.0	0	2.5	0.3	6.0	6.0
CROPLAN 8302	60.8	37	57.4		112	34	1.0	0	2.0	0.0	2.3	6.0
AGRIPRO COKER/PANOLA	35.1	46	48.1		104	35	3.3	5	2.0	4.5	5.3	7.0
DIXIE 989	38.4	43	47.8		109	34	0.0	0	1.0	0.0	4.5	7.0
DELTA GROW 1600	35.5	45	45.9		109	34	0.0	0	1.0	0.0	6.3	6.5
DELTA GROW 5200	51.2	38	40.0		110	35	0.0	5	2.5	0.3	1.5	7.0
LA98133D-160-3-C	101.6	1			87	32	0.0	0	3.5	0.0	0.3	4.5
GA951231-4E25	95.9	3			100	31	0.0	0	1.5	0.0	0.8	5.0
GA96693-4E16	94.7	4			90	34	0.5	0	3.5	0.0	0.5	3.5
LA98202D-64-1-C	94.3	5			91	34	0.0	0	2.5	0.0	2.3	3.0
LA99124UC-59-3-2-B	94.1	6			91	31	0.0	0	2.0	0.0	0.3	3.0
LA98214D-14-1-2-B	93.2	7			92	35	1.3	0	3.5	0.0	0.3	3.0
LA99005UC-31-3-C	90.5	9			89	32	0.0	0	4.0	0.0	0.8	3.5
JAMESTOWN	85.3	13			93	28	0.0	0	2.0	0.0	0.0	3.5
GA951231-4E26	84.2	16			100	30	0.0	0	1.5	0.0	0.0	4.0
LA978UC-36-1-1-B	81.8	19			91	31	2.3	0	1.5	2.5	3.8	4.0
LA98064D-9-1-3-B	80.5	20			96	35	0.0	3	1.5	0.0	0.3	4.5
LA99120UC-60-1-4-B	79.5	21			95	30	0.0	3	2.0	0.0	0.3	3.5
LA978UC-101-1-1-1-C	78.7	23			90	33	3.3	0	3.5	1.0	2.5	4.0
LA98149BUB-3-4-B	77.8	24			95	33	0.0	0	2.5	0.0	2.3	4.5
AGRIPRO COKER 9700	76.3	25			92	30	1.0	0	2.0	2.5	3.8	4.5
LA98113D-41-1-C	76.3	26			91	33	0.0	0	4.0	0.0	0.0	4.0
VA02W-555	70.7	28			105	30	0.0	0	1.5	0.0	0.0	5.5
AGS 2031	70.4	29			103	31	0.0	0	1.0	0.0	0.0	5.5
USG 3477	66.1	32			110	40	1.8	1	1.5	0.0	1.8	6.5
DK XTJ734	65.2	33			105	38	0.5	0	1.5	0.0	3.3	7.0
TERRAL TVX81170	64.3	35			107	37	0.0	0	1.0	0.0	3.0	7.0
USG 3592	62.8	36			99	36	1.8	0	2.0	0.3	4.3	6.0
USG 3706	40.8	41			107	28	0.0	0	2.5	0.3	3.8	7.5
DK XTJ724	39.2	42			115	34	0.0	0	1.0	0.0	3.0	7.0



**Table 6. Wheat performance trial at Jeanerette, LA for 2007, with two-year yield data sorted by two-year mean yields.**

Brand / variety	Grain Yield		Test	Head	Plant	Lod-	Leaf	Sep	Stem	Stem	Pheno	
	2007	rnk	2-yr	Wt	Day	ging	Rust	toria	Rust	Rust	-type	
	bu/a			lbs/bu	of yr	in	0-9	%	0-9	0-9	0-9	
DK XTJ730	38.2	44			112	34	0.0	0	1.5	0.0	5.0	6.0
USG 3X633	34.2	47			108	33	0.0	0	1.0	0.8	5.5	7.0
<b>CROPLAN 8309</b>	<b>24.8</b>	<b>48</b>			<b>112</b>	<b>32</b>	<b>0.5</b>	<b>19</b>	<b>1.0</b>	<b>0.0</b>	<b>2.3</b>	<b>8.0</b>
DK XTJ732	not vern	49			not vern	31	0.0	5	0.5	0.0	0.8	8.0
<b>Mean</b>	<b>71.5</b>				<b>99</b>	<b>33</b>	<b>0.4</b>	<b>1</b>	<b>2.1</b>	<b>0.3</b>	<b>1.9</b>	<b>5.0</b>
<b>CV</b>	<b>16</b>				<b>1</b>	<b>4</b>	<b>277</b>	<b>409</b>	<b>39</b>	<b>329</b>	<b>66</b>	<b>15</b>
<b>LSD (0.10)</b>	<b>13.6</b>				<b>2</b>	<b>2</b>	<b>1.4</b>	<b>NS</b>	<b>1.3</b>	<b>1.0</b>	<b>1.5</b>	<b>1.3</b>

Iberia Research Station, Jeanerette, LA. John Richard, Gregory Williams, and Sonny Viator.

**Cultural and Site:** Baldwin silty clay. Fallow previous crop. 20-0-0 ammonium sulfate fertilizer on 12/7/2006. Planted 11/17/2005. 85-0-0 topdress on 2/8/2007. 3oz/acre Sencor herbicide. Harvested 80 ft-square plots on May 24, 2007.

Excellent test. Good planting conditions and stand. Some vernalization problems. Very wet January and dry spring. Light leaf rust pressure. Very heavy stem rust pressure, 0 = none and 9 = very severe. Initial stem rust infection was non-uniform such that within a given variety one rep might have a rating of 2 and another rep a rating of 8. This contributed to higher yield VCs since those plots severely infected early yielded very little and lodged. In one variety yields ranged from 80 to 9 bu/acre but these corresponded very closely with stem rust and lodging ratings in those plots.

**Bold 'Brand/variety'** indicates the entry is commercially available, others are non-released breeding lines.

Lodging rated on a '0-9' scale where a '0' indicates no lodging.

Phenotype is a relative 'visual appeal' rating that takes into account plant vigor, diseases, etc. 0 = best.



**Table 7. Wheat performance trial across North Louisiana (Alexandria, St. Joseph, and Winnsboro) for 2007.**

<b>Brand / variety</b>	<b>Grain Yield</b> bu/a	<b>Test Wt</b> lbs/bu	<b>Head Day</b> day of yr	<b>Plant Height</b> in	<b>Lodging</b> 0-9	<b>Leaf Rust</b> %	<b>Bacteria</b> 0-9	<b>Pheno -type</b> 0-9
<b>AGRIPRO COKER MAGNOLIA</b>	<b>81.9</b>	<b>58.5</b>	<b>86</b>	<b>40</b>	none	<b>0</b>	<b>3.8</b>	<b>3</b>
GA951231-4E25	81.6	58.9	87	36	occurred	0	0.3	4
GA951231-4E26	80.6	59.2	87	36		0	0.0	3
<b>TERRAL LA841</b>	<b>80.1</b>	<b>58.0</b>	<b>85</b>	<b>38</b>		<b>0</b>	<b>0.0</b>	<b>4</b>
<b>USG 3592</b>	<b>80.1</b>	<b>58.1</b>	<b>90</b>	<b>42</b>		<b>0</b>	<b>0.0</b>	<b>4</b>
LA978UC-36-1-1-B	80.0	58.5	84	36		0	3.3	3
LA98149BUB-3-4-B	79.6	58.8	87	38		0	1.3	3
LA978UC-101-1-1-1-C	79.5	58.7	82	40		0	4.5	4
LA98214D-14-1-2-B	79.3	59.0	81	40		0	0.0	3
TERRAL TV8558	79.1	57.6	92	39		0	0.0	4
<b>DELTA KING 9577</b>	<b>78.1</b>	<b>57.9</b>	<b>91</b>	<b>38</b>		<b>1</b>	<b>0.0</b>	<b>5</b>
<b>AGRIPRO COKER/PANOLA</b>	<b>77.2</b>	<b>57.4</b>	<b>91</b>	<b>40</b>		<b>0</b>	<b>0.0</b>	<b>3</b>
LA99005UC-31-3-C	77.2	58.7	81	37		0	2.5	4
TERRAL TVX81170	76.8	56.9	91	43		0	0.0	5
<b>USG 3295</b>	<b>76.8</b>	<b>58.0</b>	<b>90</b>	<b>37</b>		<b>0</b>	<b>0.0</b>	<b>4</b>
<b>AGS 2060</b>	<b>76.4</b>	<b>60.1</b>	<b>84</b>	<b>44</b>		<b>0</b>	<b>4.8</b>	<b>4</b>
<b>RAGAN&amp;MASSEY LA95135</b>	<b>76.3</b>	<b>57.1</b>	<b>89</b>	<b>42</b>		<b>0</b>	<b>0.5</b>	<b>3</b>
<b>USG 3209</b>	<b>75.8</b>	<b>58.4</b>	<b>87</b>	<b>36</b>		<b>0</b>	<b>3.8</b>	<b>4</b>
VA02W-555	75.8	56.3	91	35		0	0.0	4
<b>AGS 2000</b>	<b>75.7</b>	<b>59.5</b>	<b>83</b>	<b>39</b>		<b>0</b>	<b>1.0</b>	<b>4</b>
<b>AGS 2031</b>	<b>75.7</b>	<b>58.8</b>	<b>90</b>	<b>36</b>		<b>0</b>	<b>0.0</b>	<b>4</b>
<b>AGRIPRO COKER 9553</b>	<b>74.7</b>	<b>59.2</b>	<b>89</b>	<b>39</b>		<b>0</b>	<b>0.3</b>	<b>3</b>
DK XTJ734	74.6	56.9	91	43		0	0.0	5
<b>AGRIPRO COKER/BERETTA</b>	<b>74.6</b>	<b>54.8</b>	<b>90</b>	<b>39</b>		<b>0</b>	<b>0.3</b>	<b>5</b>
<b>DIXIE 989</b>	<b>74.5</b>	<b>55.6</b>	<b>96</b>	<b>39</b>		<b>0</b>	<b>0.0</b>	<b>4</b>
<b>JAMESTOWN</b>	<b>73.9</b>	<b>60.1</b>	<b>83</b>	<b>36</b>		<b>0</b>	<b>5.3</b>	<b>3</b>
<b>PIONEER 26R87</b>	<b>73.5</b>	<b>60.1</b>	<b>89</b>	<b>36</b>		<b>1</b>	<b>0.0</b>	<b>4</b>
<b>CROPLAN 8302</b>	<b>73.4</b>	<b>56.0</b>	<b>94</b>	<b>38</b>		<b>0</b>	<b>0.0</b>	<b>4</b>
LA95171CA58-3-2	73.2	58.5	87	38		0	1.0	3
LA99120UC-60-1-4-B	73.0	57.3	88	35		0	0.8	3
<b>USG 3706</b>	<b>73.0</b>	<b>58.1</b>	<b>92</b>	<b>33</b>		<b>0</b>	<b>0.0</b>	<b>4</b>
LA98064D-9-1-3-B	72.6	59.3	86	41		8	1.8	4
GA96693-4E16	72.6	59.5	84	40		0	2.0	3
<b>TERRAL TV8466</b>	<b>72.4</b>	<b>57.1</b>	<b>95</b>	<b>39</b>		<b>0</b>	<b>0.3</b>	<b>5</b>
<b>AGRIPRO COKER 9700</b>	<b>72.0</b>	<b>59.2</b>	<b>83</b>	<b>37</b>		<b>0</b>	<b>0.0</b>	<b>4</b>
DK XTJ730	71.8	55.3	96	39		1	0.0	4
<b>DELTA GROW 1600</b>	<b>71.5</b>	<b>55.3</b>	<b>97</b>	<b>37</b>		<b>1</b>	<b>0.0</b>	<b>5</b>
LA99124UC-59-3-2-B	71.3	59.4	84	37		0	5.0	3
<b>DELTA KING GR9108</b>	<b>70.9</b>	<b>57.9</b>	<b>87</b>	<b>43</b>		<b>0</b>	<b>0.0</b>	<b>4</b>
<b>AGS 2010</b>	<b>70.6</b>	<b>59.1</b>	<b>89</b>	<b>41</b>		<b>0</b>	<b>0.8</b>	<b>4</b>
<b>USG 3477</b>	<b>70.4</b>	<b>57.3</b>	<b>96</b>	<b>43</b>		<b>5</b>	<b>0.0</b>	<b>6</b>
<b>PIONEER 26R61</b>	<b>70.0</b>	<b>59.7</b>	<b>86</b>	<b>40</b>		<b>0</b>	<b>2.0</b>	<b>4</b>
<b>DELTA GROW 5200</b>	<b>68.8</b>	<b>58.1</b>	<b>95</b>	<b>42</b>		<b>2</b>	<b>0.0</b>	<b>5</b>
<b>PAT</b>	<b>68.7</b>	<b>55.7</b>	<b>100</b>	<b>42</b>		<b>0</b>	<b>0.3</b>	<b>4</b>
LA98202D-64-1	68.4	58.9	82	38		3	5.0	5



**Table 7. Wheat performance trial across North Louisiana (Alexandria, St. Joseph, and Winnsboro) for 2007.**

Brand / variety	Grain Yield bu/a	Test Wt lbs/bu	Head Day day of yr	Plant Height in	Lodging 0-9	Leaf Rust %	Bact eria 0-9	Pheno -type 0-9
USG 3X633	68.1	57.4	94	38		0	0.5	6
<b>TERRAL LA482</b>	<b>64.3</b>	<b>58.1</b>	<b>81</b>	<b>41</b>		<b>0</b>	<b>6.8</b>	<b>4</b>
LA98133D-160-3-C	62.9	58.1	82	38		0	6.3	4
DK XTJ724	60.9	55.6	97	41		0	0.0	5
LA98113D-41-1-C	57.4	59.6	83	40		0	4.5	4
DK XTJ732	56.0	54.2	108	41		2	0.0	6
<b>CROPLAN 8309</b>	<b>54.0</b>	<b>52.9</b>	<b>96</b>	<b>40</b>		<b>17</b>	<b>0.0</b>	<b>6</b>
<b>Mean</b>	<b>73.0</b>	<b>57.9</b>	<b>89</b>	<b>39</b>		<b>1</b>	<b>1.3</b>	<b>4</b>
<b>CV</b>	<b>11</b>	<b>2</b>	<b>2</b>	<b>4</b>		<b>247</b>	<b>84</b>	<b>17</b>
<b>LSD</b>	<b>11.3</b>	<b>1.8</b>	<b>2</b>	<b>2</b>		<b>5</b>	<b>1.3</b>	<b>1</b>

Contains data for Alexandria, St. Joseph, and Winnsboro, LA for 2007. The spring was dry and there was minimal disease pressure and

**Bold** 'Brand/variety' indicates the entry is commercially available, others are non-released breeding lines.

Phenotype is a relative 'visual appeal' rating that takes into account plant vigor, diseases, etc. 0 = best.



Table 8. Wheat performance trial across North Louisiana for two years, 2006 and 2007.

Brand / variety	Grain Yield bu/a	Test Wt lbs/bu	Head Day of yr	Plant Height in	Lod- ging 0-9	Stripe *1 Rust %	Leaf Rust %	Bac *2 teria 0-9	Pheno type 0-9
<b>AGRIPRO COKER MAGNOLIA</b>	88.0	58.2	86	40	0.2	1	0	3.8	3.6
<b>TERRAL LA841</b>	82.9	57.8	85	39	0.8	0	0	0.0	3.4
<b>DELTA KING 9577</b>	81.6	57.7	91	39	0.3	4	2	0.0	5.1
<b>TERRAL TV8558</b>	81.2	57.4	92	39	0.3	3	1	0.0	4.6
<b>AGRIPRO COKER 9553</b>	80.8	58.8	89	40	0.8	1	0	0.3	3.3
<b>AGRIPRO COKER/PANOLA</b>	80.7	57.3	91	40	0.5	2	0	0.0	3.2
<b>CROPLAN 8302</b>	80.4	56.1	94	38	1.0	0	0	0.0	4.3
<b>USG 3295</b>	80.2	57.9	90	37	0.5	2	0	0.0	4.4
<b>AGS 2060</b>	79.4	60.0	84	44	1.5	0	0	4.8	3.9
<b>RAGAN&amp;MASSEY LA95135</b>	79.0	57.5	89	42	0.8	0	0	0.5	3.4
<b>PIONEER 26R87</b>	78.7	59.9	89	37	1.0	0	0	0.0	4.2
<b>AGRIPRO COKER/BERETTA</b>	78.7	54.1	90	38	0.2	3	0	0.3	5.4
LA95171CA58-3-2	77.9	58.1	87	39	1.5	0	0	1.0	3.4
<b>DELTA KING GR9108</b>	77.3	57.6	87	43	0.7	0	0	0.0	4.2
<b>TERRAL TV8466</b>	77.1	56.2	94	40	0.2	0	1	0.3	5.4
<b>PIONEER 26R61</b>	76.9	59.3	87	41	1.2	2	0	2.0	3.8
<b>DIXIE 989</b>	76.3	55.1	95	39	0.3	3	1	0.0	4.9
<b>TERRAL LA482</b>	74.9	57.5	82	41	1.2	0	0	6.8	4.1
<b>AGS 2010</b>	74.1	58.9	88	42	1.8	0	0	0.8	4.4
<b>DELTA GROW 1600</b>	73.6	54.8	96	38	0.2	3	2	0.0	5.2
<b>PAT</b>	73.1	55.6	98	42	0.2	1	0	0.3	4.6
<b>DELTA GROW 5200</b>	69.3	57.0	95	42	0.2	4	11	0.0	5.7
<b>Mean</b>	78.3	57.4	90	40	0.7	1	1	0.9	1.2
<b>CV</b>	10	2	1	4	79	234	234	83	106
<b>LSD</b>	NS	1.5	2	2	NS	5	5	1.3	1.0

Contains data from Winnsboro for 2006 and from Alexandria, St. Joseph, and Winnsboro for 2007.

**Bold** 'Brand/variety' indicates the entry is commercially available, others are non-released breeding lines.

NS indicates that differences are not statistically significant due to large changes in relative performance across trials.

\*1 **Stripe rust** data from 2006 Winnsboro only - no stripe rust in other trials.

\*2 **Bacteria** from 2007 Alexandria only - none occurred in other trials.

Phenotype is a relative 'visual appeal' rating that takes into account plant vigor, diseases, etc. 0 = best.



**Table 9. Wheat performance trial across North Louisiana for three years, 2005, 2006 and 2007.**

Brand / variety	Grain Yield bu/a	Test Wt lbs/bu	Head Day of yr	Plant Height in	Lod-ging 0-9	Stripe *1 Rust %	Leaf Rust %	Pheno type 0-9
<b>TERRAL LA841</b>	<b>87.7</b>	<b>59.0</b>	<b>88</b>	<b>38</b>	<b>0.6</b>	<b>0</b>	<b>0</b>	<b>3.3</b>
<b>AGRIPRO COKER 9553</b>	<b>83.5</b>	<b>59.9</b>	<b>91</b>	<b>38</b>	<b>1.0</b>	<b>1</b>	<b>2</b>	<b>3.3</b>
<b>DELTA KING GR9108</b>	<b>81.6</b>	<b>58.0</b>	<b>91</b>	<b>41</b>	<b>0.8</b>	<b>2</b>	<b>0</b>	<b>4.0</b>
LA95171CA58-3-2	81.5	59.2	91	39	1.4	2	1	3.6
<b>RAGAN&amp;MASSEY LA95135</b>	<b>81.4</b>	<b>58.6</b>	<b>92</b>	<b>40</b>	<b>1.0</b>	<b>6</b>	<b>0</b>	<b>3.4</b>
<b>TERRAL LA482</b>	<b>80.4</b>	<b>58.2</b>	<b>85</b>	<b>41</b>	<b>0.9</b>	<b>1</b>	<b>3</b>	<b>3.9</b>
<b>DELTA KING 9577</b>	<b>80.0</b>	<b>58.4</b>	<b>95</b>	<b>37</b>	<b>0.3</b>	<b>13</b>	<b>1</b>	<b>5.2</b>
<b>TERRAL TV8466</b>	<b>78.2</b>	<b>57.3</b>	<b>97</b>	<b>38</b>	<b>0.3</b>	<b>2</b>	<b>1</b>	<b>5.1</b>
<b>AGS 2010</b>	<b>78.1</b>	<b>59.7</b>	<b>90</b>	<b>40</b>	<b>1.5</b>	<b>0</b>	<b>0</b>	<b>4.0</b>
<b>AGRIPRO COKER/PANOLA</b>	<b>78.1</b>	<b>57.9</b>	<b>93</b>	<b>38</b>	<b>0.9</b>	<b>7</b>	<b>7</b>	<b>4.0</b>
<b>TERRAL TV8558</b>	<b>77.4</b>	<b>57.6</b>	<b>96</b>	<b>37</b>	<b>0.3</b>	<b>14</b>	<b>2</b>	<b>4.8</b>
<b>PIONEER 26R61</b>	<b>76.2</b>	<b>60.3</b>	<b>90</b>	<b>39</b>	<b>0.9</b>	<b>3</b>	<b>0</b>	<b>3.8</b>
<b>AGRIPRO COKER/BERETTA</b>	<b>75.6</b>	<b>55.9</b>	<b>95</b>	<b>36</b>	<b>0.3</b>	<b>6</b>	<b>0</b>	<b>5.5</b>
PAT	73.3	57.3	101	41	0.1	2	1	4.5
<b>Mean</b>	<b>79.5</b>	<b>58.4</b>	<b>93</b>	<b>39</b>	<b>0.7</b>	<b>4</b>	<b>1</b>	<b>4.2</b>
<b>CV</b>	<b>10</b>	<b>2</b>	<b>2</b>	<b>5</b>	<b>67</b>	<b>110</b>	<b>166</b>	<b>14</b>
<b>LSD</b>	<b>6.5</b>	<b>1.0</b>	<b>2</b>	<b>1</b>	<b>NS</b>	<b>7</b>	<b>3</b>	<b>0.8</b>

Contains data from Alexandria, Bossier City, and Winnsboro for 2005; Winnsboro for 2006; and from Alexandria, St. Joseph, and Winnsboro for 2007.

**Bold** 'Brand/variety' indicates the entry is commercially available, others are non-released breeding lines.

**NS** indicates that differences are not statistically significant due to large changes in relative performance across trials.

**\*1 Stripe rust** data from 2005 and 2006 Winnsboro only - no stripe rust in 2007.

Phenotype is a relative 'visual appeal' rating that takes into account plant vigor, diseases, etc. 0 = best.



Table 10. Wheat performance trial at Alexandria, LA for 2007.

Brand / variety	Grain Yield bu/a	Test Wt lbs/bu	Head Day of yr	Plant Height in	Leaf Rust %	Stripe Rust 0-9	Bacteria 0-9	Pheno type 0-9
GA951231-4E25	85.4	56.9	89	39	0	0.0	0.3	3.5
<b>JAMESTOWN</b>	<b>85.3</b>	<b>58.7</b>	<b>83</b>	<b>39</b>	<b>0</b>	<b>0.0</b>	<b>5.3</b>	<b>3.3</b>
<b>AGS 2031</b>	<b>82.1</b>	<b>57.1</b>	<b>91</b>	<b>38</b>	<b>0</b>	<b>0.0</b>	<b>0.0</b>	<b>3.3</b>
LA98214D-14-1-2-B	82.0	58.2	77	42	0	0.0	0.0	2.8
<b>USG 3209</b>	<b>81.3</b>	<b>57.2</b>	<b>88</b>	<b>40</b>	<b>0</b>	<b>0.0</b>	<b>3.8</b>	<b>3.8</b>
<b>USG 3295</b>	<b>80.7</b>	<b>56.0</b>	<b>91</b>	<b>39</b>	<b>0</b>	<b>0.0</b>	<b>0.0</b>	<b>3.0</b>
<b>AGRIPRO COKER/MAGNOLIA</b>	<b>80.1</b>	<b>57.6</b>	<b>86</b>	<b>43</b>	<b>0</b>	<b>0.0</b>	<b>3.8</b>	<b>3.5</b>
VA02W-555	80.0	54.0	91	36	0	0.0	0.0	2.8
<b>TERRAL TV8558</b>	<b>79.8</b>	<b>55.9</b>	<b>92</b>	<b>40</b>	<b>0</b>	<b>0.0</b>	<b>0.0</b>	<b>3.8</b>
<b>AGRIPRO COKER 9553</b>	<b>79.5</b>	<b>57.8</b>	<b>90</b>	<b>43</b>	<b>0</b>	<b>0.0</b>	<b>0.3</b>	<b>2.5</b>
TERRAL TVX81170	78.8	55.4	91	47	0	0.3	0.0	5.0
<b>DK 9577</b>	<b>78.7</b>	<b>56.3</b>	<b>91</b>	<b>40</b>	<b>0</b>	<b>0.0</b>	<b>0.0</b>	<b>4.3</b>
<b>AGRIPRO COKER 9700</b>	<b>78.4</b>	<b>58.1</b>	<b>83</b>	<b>39</b>	<b>0</b>	<b>0.0</b>	<b>0.0</b>	<b>3.5</b>
<b>TERRAL LA841</b>	<b>78.4</b>	<b>56.7</b>	<b>86</b>	<b>40</b>	<b>0</b>	<b>0.0</b>	<b>0.0</b>	<b>3.3</b>
LA978UC-36-1-1-B	77.0	57.5	83	38	0	0.0	3.3	3.0
<b>AGRIPRO COKER/PANOLA</b>	<b>75.8</b>	<b>56.0</b>	<b>92</b>	<b>42</b>	<b>0</b>	<b>0.0</b>	<b>0.0</b>	<b>2.5</b>
GA951231-4E26	75.6	56.6	90	38	0	0.0	0.0	3.5
<b>USG 3477</b>	<b>74.9</b>	<b>56.0</b>	<b>95</b>	<b>47</b>	<b>0</b>	<b>0.0</b>	<b>0.0</b>	<b>4.8</b>
LA98149BUB-3-4-B	74.8	57.5	87	42	0	0.0	1.3	2.8
LA98064D-9-1-3-B	73.9	58.4	88	44	0	0.0	1.8	4.0
<b>AGS 2060</b>	<b>72.8</b>	<b>59.5</b>	<b>83</b>	<b>46</b>	<b>0</b>	<b>0.0</b>	<b>4.8</b>	<b>4.3</b>
<b>PIONEER 26R87</b>	<b>72.4</b>	<b>57.1</b>	<b>90</b>	<b>39</b>	<b>0</b>	<b>0.0</b>	<b>0.0</b>	<b>3.8</b>
<b>AGRIPRO COKER/BERETTA</b>	<b>72.3</b>	<b>49.1</b>	<b>90</b>	<b>42</b>	<b>0</b>	<b>0.0</b>	<b>0.3</b>	<b>4.5</b>
<b>CROPLAN 8302</b>	<b>71.9</b>	<b>51.2</b>	<b>95</b>	<b>40</b>	<b>0</b>	<b>0.0</b>	<b>0.0</b>	<b>3.3</b>
LA99124UC-59-3-2-B	71.0	58.5	83	40	0	0.0	5.0	3.5
LA99120UC-60-1-4-B	71.0	56.6	87	37	0	0.0	0.8	3.3
<b>TERRAL TV8466</b>	<b>71.0</b>	<b>54.4</b>	<b>94</b>	<b>43</b>	<b>0</b>	<b>0.0</b>	<b>0.3</b>	<b>4.5</b>
LA95171CA58-3-2-C	70.9	56.4	87	41	0	0.0	1.0	2.8
<b>RAGAN&amp;MASSEY LA95135</b>	<b>70.8</b>	<b>54.4</b>	<b>90</b>	<b>44</b>	<b>0</b>	<b>0.0</b>	<b>0.5</b>	<b>3.0</b>
DK XTJ734	70.5	55.7	92	46	0	0.7	0.0	4.8
<b>DIXIE 989</b>	<b>70.3</b>	<b>52.7</b>	<b>96</b>	<b>41</b>	<b>0</b>	<b>0.0</b>	<b>0.0</b>	<b>3.8</b>
<b>DELTA GROW 1600</b>	<b>69.7</b>	<b>51.0</b>	<b>97</b>	<b>40</b>	<b>0</b>	<b>0.0</b>	<b>0.0</b>	<b>4.0</b>
<b>DELTA GROW 5200</b>	<b>68.4</b>	<b>57.4</b>	<b>95</b>	<b>44</b>	<b>0</b>	<b>0.0</b>	<b>0.0</b>	<b>4.8</b>
USG 3X633	68.1	54.4	92	41	0	2.8	0.5	4.5
LA978UC-101-1-1-1-C	67.6	57.1	81	42	0	0.0	4.5	4.0
DK XTJ730	67.3	51.7	96	41	0	0.0	0.0	3.5
<b>USG 3706</b>	<b>67.1</b>	<b>56.1</b>	<b>93</b>	<b>36</b>	<b>0</b>	<b>0.0</b>	<b>0.0</b>	<b>3.8</b>
GA96693-4E16	65.9	59.0	84	42	0	0.0	2.0	3.0
<b>USG 3592</b>	<b>65.8</b>	<b>54.8</b>	<b>90</b>	<b>42</b>	<b>0</b>	<b>0.0</b>	<b>0.0</b>	<b>4.3</b>
<b>PIONEER 26R61</b>	<b>65.7</b>	<b>58.5</b>	<b>86</b>	<b>44</b>	<b>0</b>	<b>0.0</b>	<b>2.0</b>	<b>3.3</b>
LA99005UC-31-3-C	65.2	57.5	78	40	0	0.0	2.5	4.0
LA98202D-64-1-C	64.3	57.6	80	42	0	0.0	5.0	4.5
<b>PAT</b>	<b>64.2</b>	<b>50.3</b>	<b>102</b>	<b>44</b>	<b>0</b>	<b>0.0</b>	<b>0.3</b>	<b>3.8</b>
<b>DK GR9108</b>	<b>63.7</b>	<b>56.6</b>	<b>87</b>	<b>45</b>	<b>0</b>	<b>0.0</b>	<b>0.0</b>	<b>4.8</b>
<b>AGS 2010</b>	<b>63.3</b>	<b>56.9</b>	<b>91</b>	<b>43</b>	<b>0</b>	<b>0.0</b>	<b>0.8</b>	<b>4.5</b>



**Table 10. Wheat performance trial at Alexandria, LA for 2007.**

<b>Brand / variety</b>	<b>Grain Yield bu/a</b>	<b>Test Wt lbs/bu</b>	<b>Head Day of yr</b>	<b>Plant Height in</b>	<b>Leaf Rust %</b>	<b>Stripe Rust 0-9</b>	<b>Bact eria 0-9</b>	<b>Pheno type 0-9</b>
<b>AGS 2000</b>	<b>61.3</b>	<b>58.7</b>	<b>82</b>	<b>43</b>	<b>0</b>	<b>8.8</b>	<b>1.0</b>	<b>4.3</b>
LA98133D-160-3-C	58.8	57.4	82	40	0	0.0	6.3	4.0
DK XTJ724	50.7	50.5	96	43	0	0.0	0.0	4.3
LA98113D-41-1-C	47.9	58.7	82	42	0	0.0	4.5	4.8
<b>CROPLAN 8309</b>	<b>47.8</b>	<b>47.7</b>	<b>97</b>	<b>42</b>	<b>20</b>	<b>0.3</b>	<b>0.0</b>	<b>4.8</b>
<b>TERRAL LA482</b>	<b>44.7</b>	<b>57.0</b>	<b>78</b>	<b>44</b>	<b>0</b>	<b>0.0</b>	<b>6.8</b>	<b>5.0</b>
DK XTJ732	40.3	53.7	109	43	0	0.0	0.0	4.8
<b>Mean</b>	<b>70.1</b>	<b>55.9</b>	<b>89</b>	<b>41</b>	<b>0</b>	<b>0.2</b>	<b>1.3</b>	<b>3.8</b>
<b>CV</b>	<b>12</b>	<b>1</b>	<b>2</b>	<b>2</b>	<b>146</b>	<b>660</b>	<b>84</b>	<b>19</b>
<b>LSD</b>	<b>9.7</b>	<b>1.0</b>	<b>2</b>	<b>1</b>	<b>1</b>	<b>1.9</b>	<b>1.3</b>	<b>0.9</b>

Dean Lee Research Station. Alexandria, LA. Steven Moore and Millie Deloach.

Norwood silt loam soil. Followed soybeans. 175 lbs/a of 0-18-36 preplant fertilizer. Planted 11/3/2007. No herbicides. Topdressed with 130-0-0 as ammonium nitrate on 2/9/2007.

**Bold** 'Brand/variety' indicates the entry is commercially available, others are non-released breeding lines.



Table 11. Wheat performance trial at St. Joseph, LA for 2007.

Brand / variety	Grain Yield bu/a	Test Wt lbs/bu	Head Day of yr	Plant Height in
GA951231-4E25	84.7	60.0	90	35
<b>TERRAL TV8558</b>	<b>82.4</b>	<b>58.3</b>	<b>96</b>	<b>41</b>
<b>USG 3592</b>	<b>81.3</b>	<b>60.4</b>	<b>93</b>	<b>42</b>
<b>DK 9577</b>	<b>79.8</b>	<b>58.7</b>	<b>94</b>	<b>38</b>
GA951231-4E26	78.4	60.1	90	37
<b>AGRIPRO COKER 9553</b>	<b>77.7</b>	<b>60.3</b>	<b>91</b>	<b>37</b>
<b>RAGAN&amp;MASEY LA95135</b>	<b>77.5</b>	<b>58.5</b>	<b>93</b>	<b>44</b>
<b>USG 3295</b>	<b>77.4</b>	<b>59.0</b>	<b>93</b>	<b>41</b>
<b>AGRIPRO COKER/MAGNOLIA</b>	<b>76.8</b>	<b>59.0</b>	<b>90</b>	<b>37</b>
<b>AGS 2010</b>	<b>76.3</b>	<b>60.9</b>	<b>90</b>	<b>44</b>
LA99120UC-60-1-4-B	76.0	57.4	92	35
USG 3X633	75.6	59.7	98	42
<b>AGS 2031</b>	<b>75.5</b>	<b>59.8</b>	<b>93</b>	<b>37</b>
LA978UC-101-1-1-1-C	75.3	60.0	87	41
VA02W-555	74.9	57.5	94	36
<b>AGRIPRO COKER/PANOLA</b>	<b>74.8</b>	<b>58.5</b>	<b>93</b>	<b>40</b>
DK XTJ734	74.8	57.9	94	45
LA98149BUB-3-4-B	74.5	59.7	92	35
<b>TERRAL TV8466</b>	<b>74.2</b>	<b>58.8</b>	<b>101</b>	<b>40</b>
<b>USG 3706</b>	<b>74.0</b>	<b>59.6</b>	<b>94</b>	<b>34</b>
<b>PIONEER 26R87</b>	<b>73.4</b>	<b>61.9</b>	<b>91</b>	<b>35</b>
<b>AGS 2060</b>	<b>72.8</b>	<b>60.5</b>	<b>88</b>	<b>44</b>
<b>PIONEER 26R61</b>	<b>72.7</b>	<b>60.6</b>	<b>90</b>	<b>40</b>
LA99005UC-31-3-C	72.3	59.6	86	33
<b>DIXIE 989</b>	<b>71.9</b>	<b>57.8</b>	<b>100</b>	<b>38</b>
TERRAL TVX81170	71.8	57.9	95	42
<b>TERRAL LA841</b>	<b>71.7</b>	<b>59.1</b>	<b>88</b>	<b>39</b>
<b>AGS 2000</b>	<b>71.6</b>	<b>59.3</b>	<b>88</b>	<b>37</b>
<b>USG 3209</b>	<b>71.4</b>	<b>58.7</b>	<b>91</b>	<b>37</b>
<b>DK GR9108</b>	<b>70.8</b>	<b>58.8</b>	<b>91</b>	<b>42</b>
<b>DELTA GROW 5200</b>	<b>70.2</b>	<b>58.7</b>	<b>101</b>	<b>43</b>
LA978UC-36-1-1-B	70.0	59.7	88	34
<b>DELTA GROW 1600</b>	<b>69.8</b>	<b>57.6</b>	<b>102</b>	<b>37</b>
USG 3477	69.1	58.1	100	41
DK XTJ732	68.5	57.3	107	41
DK XTJ730	68.4	57.5	102	40
<b>AGRIPRO COKER/BERETTA</b>	<b>67.9</b>	<b>57.7</b>	<b>94</b>	<b>38</b>
<b>CROPLAN 8302</b>	<b>67.4</b>	<b>58.6</b>	<b>97</b>	<b>40</b>
<b>PAT</b>	<b>65.7</b>	<b>58.2</b>	<b>103</b>	<b>43</b>
LA95171CA58-3-2-C	65.2	58.7	90	37
DK XTJ724	64.2	58.8	103	42
<b>TERRAL LA482</b>	<b>63.8</b>	<b>58.8</b>	<b>87</b>	<b>40</b>
LA98064D-9-1-3-B	63.8	59.9	88	40
LA98214D-14-1-2-B	63.2	59.1	88	39
GA96693-4E16	59.6	59.3	87	39



**Table 11. Wheat performance trial at St. Joseph, LA for 2007.**

<b>Brand / variety</b>	<b>Grain Yield bu/a</b>	<b>Test Wt lbs/bu</b>	<b>Head Day of yr</b>	<b>Plant Height in</b>
<b>AGRIPRO COKER 9700</b>	<b>58.8</b>	<b>60.4</b>	<b>86</b>	<b>37</b>
LA98202D-64-1-C	58.3	60.2	87	35
LA99124UC-59-3-2-B	56.1	59.8	87	35
<b>CROPLAN 8309</b>	<b>55.7</b>	<b>56.9</b>	<b>101</b>	<b>38</b>
<b>JAMESTOWN</b>	<b>51.1</b>	<b>61.7</b>	<b>85</b>	<b>36</b>
LA98133D-160-3-C	49.5	58.0	85	38
LA98113D-41-1-C	45.0	60.2	86	39
<b>Mean</b>	<b>69.9</b>	<b>59.1</b>	<b>92</b>	<b>39</b>
<b>CV</b>	<b>11</b>	<b>1</b>	<b>1</b>	<b>6</b>
<b>LSD</b>	<b>9.2</b>	<b>1.0</b>	<b>2</b>	<b>4</b>

Northeast Research Station, St. Joseph, LA. HJ Rick Mascagni and Bubba Bell.

**Cultural and Site:** Planting Date: Commerce silt loam. Following cotton. 11/13/06. Harvested: 5/23/07. Fertilizer: 90-0-0 as urea on 2/7/07. Herbicides: 2 oz/acre Sencor 12/7/06.

**Notes:** Very wet January and moderately dry spring. Very low disease pressure and no lodging. Good stands and good harvest weather.

**Bold** 'Brand/variety' indicates the entry is commercially available, others are non-released breeding lines.

Phenotype is a relative 'visual appeal' rating that takes into account plant vigor, diseases, etc. 0 = best.



Table 12. Wheat performance trial at Winnsboro, LA for 2007, with 2-yr and 3-yr mean yields. Sorted by 2-yr yields.

Brand / variety	Grain Yield			Test Wt	Head Day	Plant Height	Leaf Rust	Pheno type	
	2007	2-yr	3-yr						
	bu/a			lbs/bu	of yr	in	%	0-9	
<b>AGRIPRO COKER/MAGNOLIA</b>	<b>88.9</b>	<b>10</b>	<b>97.6</b>	<b>59.1</b>	<b>83</b>	<b>37</b>	<b>0</b>	<b>3.2</b>	
<b>TERRAL LA482</b>	<b>84.6</b>	<b>14</b>	<b>95.6</b>	<b>95.6</b>	<b>58.6</b>	<b>81</b>	<b>0</b>	<b>3.5</b>	
<b>TERRAL LA841</b>	<b>90.4</b>	<b>7</b>	<b>91.9</b>	<b>91.9</b>	<b>58.1</b>	<b>81</b>	<b>0</b>	<b>3.8</b>	
<b>CROPLAN 8302</b>	<b>81.0</b>	<b>21</b>	<b>91.1</b>		<b>58.4</b>	<b>90</b>	<b>0</b>	<b>4.7</b>	
<b>DK GR9108</b>	<b>78.3</b>	<b>30</b>	<b>88.7</b>	<b>88.7</b>	<b>58.4</b>	<b>83</b>	<b>0</b>	<b>4.0</b>	
LA95171CA58-3-2-C	83.5	17	87.8	87.8	60.3	85	35	0	3.8
<b>AGRIPRO COKER/BERETTA</b>	<b>83.5</b>	<b>16</b>	<b>87.4</b>	<b>87.4</b>	<b>57.6</b>	<b>87</b>	<b>34</b>	<b>0</b>	<b>5.7</b>
<b>AGS 2060</b>	<b>83.6</b>	<b>15</b>	<b>87.1</b>		<b>60.2</b>	<b>81</b>	<b>43</b>	<b>0</b>	<b>3.5</b>
<b>AGRIPRO COKER/PANOLA</b>	<b>81.1</b>	<b>20</b>	<b>86.1</b>	<b>86.1</b>	<b>57.8</b>	<b>87</b>	<b>35</b>	<b>1</b>	<b>3.7</b>
<b>PIONEER 26R87</b>	<b>74.8</b>	<b>38</b>	<b>84.6</b>		<b>61.4</b>	<b>85</b>	<b>33</b>	<b>2</b>	<b>4.8</b>
<b>PIONEER 26R61</b>	<b>71.7</b>	<b>44</b>	<b>84.6</b>	<b>84.6</b>	<b>59.9</b>	<b>83</b>	<b>33</b>	<b>0</b>	<b>4.3</b>
<b>RAGAN&amp;MASSEY LA95135</b>	<b>80.5</b>	<b>22</b>	<b>83.9</b>	<b>83.9</b>	<b>58.5</b>	<b>84</b>	<b>36</b>	<b>0</b>	<b>4.0</b>
<b>DK 9577</b>	<b>76.0</b>	<b>33</b>	<b>83.6</b>	<b>83.6</b>	<b>58.4</b>	<b>88</b>	<b>33</b>	<b>4</b>	<b>5.5</b>
<b>AGRIPRO COKER 9553</b>	<b>66.9</b>	<b>49</b>	<b>83.0</b>	<b>83.0</b>	<b>59.4</b>	<b>85</b>	<b>34</b>	<b>0</b>	<b>4.3</b>
<b>TERRAL TV8466</b>	<b>72.1</b>	<b>42</b>	<b>81.7</b>	<b>81.7</b>	<b>58.1</b>	<b>90</b>	<b>32</b>	<b>0</b>	<b>5.8</b>
<b>DIXIE 989</b>	<b>81.5</b>	<b>19</b>	<b>81.5</b>		<b>56.4</b>	<b>90</b>	<b>36</b>	<b>1</b>	<b>5.2</b>
<b>USG 3295</b>	<b>72.2</b>	<b>40</b>	<b>81.4</b>		<b>59.1</b>	<b>87</b>	<b>30</b>	<b>0</b>	<b>6.0</b>
<b>PAT</b>	<b>76.3</b>	<b>31</b>	<b>81.3</b>	<b>81.3</b>	<b>58.7</b>	<b>92</b>	<b>37</b>	<b>0</b>	<b>5.2</b>
<b>TERRAL TV8558</b>	<b>75.2</b>	<b>34</b>	<b>81.3</b>	<b>81.3</b>	<b>58.5</b>	<b>88</b>	<b>34</b>	<b>1</b>	<b>4.7</b>
<b>AGS 2010</b>	<b>72.1</b>	<b>41</b>	<b>78.5</b>	<b>78.5</b>	<b>59.6</b>	<b>85</b>	<b>36</b>	<b>0</b>	<b>4.2</b>
<b>DELTA GROW 1600</b>	<b>74.8</b>	<b>37</b>	<b>77.3</b>		<b>57.2</b>	<b>92</b>	<b>32</b>	<b>4</b>	<b>6.0</b>
<b>DELTA GROW 5200</b>	<b>67.9</b>	<b>46</b>	<b>69.4</b>		<b>58.4</b>	<b>92</b>	<b>39</b>	<b>5</b>	<b>6.0</b>
LA978UC-101-1-1-1-C	95.6	1			58.9	81	37	0	3.3
<b>AGS 2000</b>	<b>94.4</b>	<b>2</b>			<b>60.4</b>	<b>81</b>	<b>36</b>	<b>0</b>	<b>3.2</b>
LA99005UC-31-3-C	94.1	3			58.9	81	35	0	3.3
LA978UC-36-1-1-B	92.9	4			58.3	81	35	0	2.7
LA98214D-14-1-2-B	92.8	5			59.8	81	37	0	3.5
GA96693-4E16	92.3	6			60.3	81	36	0	2.8
<b>USG 3592</b>	<b>89.7</b>	<b>8</b>			<b>58.2</b>	<b>88</b>	<b>40</b>	<b>0</b>	<b>3.5</b>
LA98149BUB-3-4-B	89.6	9			59.3	83	33	1	3.3
GA951231-4E26	87.9	11			60.8	81	31	0	2.7
LA99124UC-59-3-2-B	86.7	12			59.9	81	33	0	3.2
<b>JAMESTOWN</b>	<b>85.3</b>	<b>13</b>			<b>60.0</b>	<b>81</b>	<b>32</b>	<b>0</b>	<b>3.2</b>
LA98202D-64-1-C	82.5	18			59.1	81	35	10	5.0
LA98133D-160-3-C	80.3	23			59.0	81	35	1	3.7
LA98064D-9-1-3-B	80.3	24			59.7	81	37	23	4.8
TERRAL TVX81170	79.7	25			57.5	88	36	0	5.3
DK XTJ730	79.7	26			56.8	90	34	3	5.5
LA98113D-41-1-C	79.5	27			59.9	81	38	0	3.8
<b>AGRIPRO COKER 9700</b>	<b>78.8</b>	<b>28</b>			<b>59.2</b>	<b>81</b>	<b>33</b>	<b>0</b>	<b>4.0</b>
DK XTJ734	78.5	29			57.1	88	36	0	5.5
<b>USG 3706</b>	<b>76.2</b>	<b>32</b>			<b>58.2</b>	<b>88</b>	<b>29</b>	<b>1</b>	<b>5.3</b>
<b>USG 3209</b>	<b>74.9</b>	<b>35</b>			<b>59.3</b>	<b>81</b>	<b>29</b>	<b>0</b>	<b>4.8</b>
GA951231-4E25	74.9	36			60.0	81	31	0	5.0
VA02W-555	72.4	39			57.4	88	31	0	5.2



**Table 12. Wheat performance trial at Winnsboro, LA for 2007, with 2-yr and 3-yr mean yields. Sorted by 2-yr yields.**

Brand / variety	Grain Yield			Test Wt	Head Day	Plant Height	Leaf Rust	Pheno type
	2007	2-yr	3-yr					
	bu/a			lbs/bu	of yr	in	%	0-9
LA99120UC-60-1-4-B	71.9	43		58.0	85	33	0	3.5
<b>AGS 2031</b>	<b>69.4</b>	<b>45</b>		<b>59.6</b>	<b>87</b>	<b>30</b>	<b>0</b>	<b>5.5</b>
DK XTJ724	67.7	47		57.6	92	35	0	5.5
<b>USG 3477</b>	<b>67.1</b>	<b>48</b>		<b>58.0</b>	<b>92</b>	<b>39</b>	<b>13</b>	<b>6.7</b>
USG 3X633	60.7	50		58.1	92	29	0	6.8
DK XTJ732	59.3	51		51.6	106	36	7	6.8
<b>CROPLAN 8309</b>	<b>58.6</b>	<b>52</b>		<b>54.0</b>	<b>92</b>	<b>38</b>	<b>10</b>	<b>6.7</b>
<b>Mean</b>	<b>79.0</b>	<b>84.7</b>	<b>85.3</b>	<b>58.6</b>	<b>86</b>	<b>34</b>	<b>2</b>	<b>4.5</b>
<b>CV</b>	<b>10</b>	<b>10</b>	<b>10</b>	<b>2</b>	<b>2</b>	<b>6</b>	<b>237</b>	<b>15</b>
<b>LSD</b>	<b>9.4</b>	<b>10.1</b>	<b>10.4</b>	<b>1.3</b>	<b>3</b>	<b>3</b>	<b>6</b>	<b>0.9390437</b>

Macon Ridge Research Station, Winnsboro, LA. HJ Rick Mascagni, Bubba Bell, Boyd Padgett, Myra Purcell, and Dustin Strickland.

**Cultural and Site:** Planting Date: 11/2/06. Harvested: 5/18/07. Fertilizer: 9-23-60 preplant; 90-0-0 as Urea on 2/6/07. Herbicides: 2 oz/acre Sencor 11/27/06.

**Notes:** Very wet January and moderately dry spring. Low disease pressure. No lodging.

**Bold 'Brand/variety'** indicates the entry is commercially available, others are non-released breeding lines.

Phenotype is a relative 'visual appeal' rating that takes into account plant vigor, diseases, etc. 0 = best.



**Table 13. Wheat performance trial across Louisiana (Alexandria, Baton Rouge, Crowley, Jeanerette, St. Joseph, and Winnsboro) for 2007.**

Brand / variety	Grain Yield bu/a	Test Wt lbs/bu	Head Day day of yr	Plant Height in	Lod-ging 0-9	Leaf Rust %	Stem Rust 0-9	Sept oria 0-9	Bact eria 0-9	Pheno -type 0-9
GA951231-4E25	84.3	58.1	89	35	0.9	0	1.0	1.3	0.3	4.3
<b>AGRIPRO COKER MAGNOLIA</b>	<b>81.3</b>	<b>57.9</b>	<b>85</b>	<b>38</b>	<b>0.2</b>	<b>0</b>	<b>0.0</b>	<b>3.3</b>	<b>3.8</b>	<b>3.5</b>
LA99005UC-31-3-C	81.3	57.7	80	36	0.1	0	0.4	3.0	2.5	3.6
GA951231-4E26	80.9	58.3	89	34	0.5	0	0.0	1.3	0.0	3.5
LA978UC-36-1-1-B	80.8	57.7	82	35	0.8	0	2.7	2.0	3.3	3.2
LA98214D-14-1-2-B	80.6	58.1	82	38	0.8	0	0.1	2.7	0.0	3.1
<b>TERRAL LA841</b>	<b>80.5</b>	<b>57.2</b>	<b>85</b>	<b>36</b>	<b>0.3</b>	<b>0</b>	<b>0.1</b>	<b>3.0</b>	<b>0.0</b>	<b>3.7</b>
<b>AGS 2060</b>	<b>80.3</b>	<b>59.7</b>	<b>82</b>	<b>42</b>	<b>0.5</b>	<b>0</b>	<b>0.0</b>	<b>2.0</b>	<b>4.8</b>	<b>3.8</b>
<b>USG 3209</b>	<b>79.6</b>	<b>58.1</b>	<b>87</b>	<b>34</b>	<b>0.3</b>	<b>1</b>	<b>0.0</b>	<b>1.0</b>	<b>3.8</b>	<b>4.4</b>
<b>PIONEER 26R87</b>	<b>78.9</b>	<b>59.7</b>	<b>92</b>	<b>36</b>	<b>0.1</b>	<b>0</b>	<b>0.0</b>	<b>1.0</b>	<b>0.0</b>	<b>4.0</b>
LA98149BUB-3-4-B	78.7	58.2	86	37	0.1	1	1.9	2.0	1.3	3.7
<b>AGS 2000</b>	<b>78.6</b>	<b>58.8</b>	<b>83</b>	<b>38</b>	<b>0.6</b>	<b>1</b>	<b>0.0</b>	<b>2.7</b>	<b>1.0</b>	<b>3.7</b>
LA978UC-101-1-1-1-C	77.6	57.7	81	38	1.8	0	2.4	3.3	4.5	4.0
GA96693-4E16	77.4	58.8	83	39	1.6	0	0.3	2.7	2.0	3.6
<b>TERRAL LA482</b>	<b>77.3</b>	<b>57.3</b>	<b>79</b>	<b>40</b>	<b>0.4</b>	<b>0</b>	<b>0.3</b>	<b>2.0</b>	<b>6.8</b>	<b>4.0</b>
LA99124UC-59-3-2-B	76.2	58.8	82	35	0.2	0	0.1	2.0	5.0	3.4
<b>RAGAN&amp;MASSEY LA95135</b>	<b>76.0</b>	<b>57.2</b>	<b>91</b>	<b>40</b>	<b>0.5</b>	<b>0</b>	<b>0.7</b>	<b>1.7</b>	<b>0.5</b>	<b>3.8</b>
<b>JAMESTOWN</b>	<b>75.9</b>	<b>59.0</b>	<b>83</b>	<b>34</b>	<b>0.3</b>	<b>1</b>	<b>0.0</b>	<b>1.7</b>	<b>5.3</b>	<b>3.4</b>
LA98202D-64-1	75.5	58.2	81	38	0.4	2	1.7	2.3	5.0	4.2
VA02W-555	75.3	56.3	92	33	0.1	0	0.0	1.3	0.0	4.1
<b>AGRIPRO COKER 9700</b>	<b>75.1</b>	<b>58.8</b>	<b>82</b>	<b>35</b>	<b>0.6</b>	<b>0</b>	<b>2.5</b>	<b>1.7</b>	<b>0.0</b>	<b>3.8</b>
<b>DELTA KING GR9108</b>	<b>75.0</b>	<b>57.3</b>	<b>85</b>	<b>41</b>	<b>0.2</b>	<b>0</b>	<b>2.2</b>	<b>2.3</b>	<b>0.0</b>	<b>4.4</b>
LA98064D-9-1-3-B	74.9	58.7	87	39	0.5	8	0.1	1.3	1.8	4.8
<b>AGS 2010</b>	<b>74.4</b>	<b>58.6</b>	<b>91</b>	<b>39</b>	<b>0.9</b>	<b>0</b>	<b>0.3</b>	<b>2.3</b>	<b>0.8</b>	<b>4.8</b>
TERRAL TVX81170	73.8	56.7	94	40	0.1	1	1.7	1.0	0.0	5.4
LA98133D-160-3-C	73.7	57.4	80	37	0.3	0	0.1	3.3	6.3	4.1
DK XTJ734	73.5	57.0	94	41	0.3	1	2.0	1.7	0.0	5.4
LA95171CA58-3-2	73.5	57.7	87	37	0.7	0	3.3	1.7	1.0	3.6
<b>AGS 2031</b>	<b>73.4</b>	<b>58.6</b>	<b>92</b>	<b>35</b>	<b>0.1</b>	<b>0</b>	<b>0.0</b>	<b>1.0</b>	<b>0.0</b>	<b>4.8</b>
<b>USG 3592</b>	<b>73.2</b>	<b>58.1</b>	<b>90</b>	<b>39</b>	<b>0.9</b>	<b>0</b>	<b>3.3</b>	<b>1.7</b>	<b>0.0</b>	<b>4.7</b>
<b>AGRIPRO COKER 9553</b>	<b>73.1</b>	<b>59.0</b>	<b>91</b>	<b>37</b>	<b>0.4</b>	<b>0</b>	<b>3.7</b>	<b>1.7</b>	<b>0.3</b>	<b>3.8</b>
<b>PIONEER 26R61</b>	<b>73.0</b>	<b>58.9</b>	<b>86</b>	<b>39</b>	<b>0.1</b>	<b>0</b>	<b>0.7</b>	<b>1.7</b>	<b>2.0</b>	<b>3.5</b>
<b>USG 3295</b>	<b>72.9</b>	<b>57.6</b>	<b>93</b>	<b>35</b>	<b>0.1</b>	<b>0</b>	<b>0.0</b>	<b>1.0</b>	<b>0.0</b>	<b>4.8</b>
LA99120UC-60-1-4-B	72.8	56.7	86	34	1.1	1	0.1	1.7	0.8	3.4
<b>TERRAL TV8558</b>	<b>72.1</b>	<b>57.6</b>	<b>93</b>	<b>36</b>	<b>0.2</b>	<b>1</b>	<b>3.3</b>	<b>1.7</b>	<b>0.0</b>	<b>5.0</b>
<b>CROPLAN 8302</b>	<b>71.0</b>	<b>54.5</b>	<b>98</b>	<b>37</b>	<b>0.4</b>	<b>0</b>	<b>1.3</b>	<b>1.7</b>	<b>0.0</b>	<b>4.5</b>
<b>DELTA KING 9577</b>	<b>70.0</b>	<b>57.6</b>	<b>92</b>	<b>37</b>	<b>0.3</b>	<b>2</b>	<b>5.4</b>	<b>2.0</b>	<b>0.0</b>	<b>5.4</b>
<b>AGRIPRO COKER/PANOLA</b>	<b>66.6</b>	<b>57.2</b>	<b>92</b>	<b>38</b>	<b>1.4</b>	<b>1</b>	<b>4.7</b>	<b>1.7</b>	<b>0.0</b>	<b>4.1</b>
LA98113D-41-1-C	65.8	59.1	82	38	0.4	0	0.0	3.0	4.5	4.1
<b>USG 3477</b>	<b>65.7</b>	<b>57.0</b>	<b>98</b>	<b>41</b>	<b>0.9</b>	<b>6</b>	<b>1.0</b>	<b>1.3</b>	<b>0.0</b>	<b>5.9</b>
<b>DIXIE 989</b>	<b>65.0</b>	<b>55.3</b>	<b>97</b>	<b>38</b>	<b>0.1</b>	<b>0</b>	<b>4.6</b>	<b>1.0</b>	<b>0.0</b>	<b>5.4</b>
DK XTJ730	63.0	54.4	98	37	0.1	3	3.6	1.3	0.0	5.2
<b>USG 3706</b>	<b>61.3</b>	<b>57.6</b>	<b>94</b>	<b>32</b>	<b>0.7</b>	<b>5</b>	<b>2.4</b>	<b>2.0</b>	<b>0.0</b>	<b>5.5</b>
<b>DELTA GROW 1600</b>	<b>60.7</b>	<b>54.2</b>	<b>98</b>	<b>37</b>	<b>0.2</b>	<b>1</b>	<b>6.1</b>	<b>1.0</b>	<b>0.0</b>	<b>5.9</b>
<b>DELTA GROW 5200</b>	<b>60.7</b>	<b>57.4</b>	<b>98</b>	<b>38</b>	<b>0.3</b>	<b>5</b>	<b>1.0</b>	<b>2.0</b>	<b>0.0</b>	<b>5.9</b>



**Table 13. Wheat performance trial across Louisiana (Alexandria, Baton Rouge, Crowley, Jeanerette, St. Joseph, and Winnsboro) for 2007.**

	Grain Yield	Test Wt	Head Day	Plant Height	Lod-ging	Leaf Rust	Stem Rust	Sept oria	Bact eria	Pheno -type
Brand / variety	bu/a	lbs/bu	day of yr	in	0-9	%	0-9	0-9	0-9	0-9
USG 3X633	60.7	56.6	96	36	0.1	1	4.4	1.0	0.5	6.0
DK XTJ724	60.2	53.7	100	38	0.1	0	2.0	1.0	0.0	5.3
DK XTJ732	44.5	51.6	104	37	0.1	3	0.7	0.7	0.0	6.6
<b>CROPLAN 8309</b>	<b>42.1</b>	<b>51.6</b>	<b>99</b>	<b>36</b>	<b>0.4</b>	<b>20</b>	<b>2.2</b>	<b>3.0</b>	<b>0.0</b>	<b>6.4</b>
MEAN	72.3	57.4	89	37	0.5	1	1.5	1.9	1.4	4.4
CV	12	2	2	4	170	266	86	43	83	15
LSD(0.10)	10.2	1.4	2	1	0.7	4	1.6	NS	1.3	0.8

**Bold 'Brand/variety'** indicates the entry is commercially available, others are non-released breeding lines.

**for 0-9** scales the lower number is always better (less disease or lodging).

\* **Alexandria data only.**

**Phenotype** is a relative 'visual appeal' rating that takes into account plant vigor, diseases, etc. 0 = best.



**Table 14. Wheat performance trial across Louisiana (6 locations) for 2007, sorted by statewide mean yield.**

Brand / variety	Statewide	North Louisiana Grain Yield				South Louisiana Grain Yield				Statewide Means								
	Mean	Mean	Alex	St. Jo	Win	Mean	BR	Crow	Jean	Test	Head	Plt	Lod	Leaf	Stem	Sept	Bact	Pheno
	Grain									Wt	Day	Ht	ging	Rust	Rust	oria	eria	-type
	Yield									lbs/bu	day of yr	in	0-9	%	0-9	0-9	0-9	0-9
GA951231-4E25	84.3	81.6	85.4	84.7	74.9	87.3	68.6	92.7	95.9	58.1	89	35	0.9	0	1.0	1.3	0.3	4.3
<b>AGRIPRO COKER MAGNOLIA</b>	<b>81.3</b>	<b>81.9</b>	<b>80.1</b>	<b>76.8</b>	<b>88.9</b>	<b>80.7</b>	<b>75.3</b>	<b>81.2</b>	<b>85.7</b>	<b>57.9</b>	<b>85</b>	<b>38</b>	<b>0.2</b>	<b>0</b>	<b>0.0</b>	<b>3.3</b>	<b>3.8</b>	<b>3.5</b>
LA99005UC-31-3-C	81.3	77.2	65.2	72.3	94.1	85.8	76.3	88.3	90.5	57.7	80	36	0.1	0	0.4	3.0	2.5	3.6
GA951231-4E26	80.9	80.6	75.6	78.4	87.9	81.1	72.2	86.9	84.2	58.3	89	34	0.5	0	0.0	1.3	0.0	3.5
LA978UC-36-1-1-B	80.8	80.0	77.0	70.0	92.9	81.8	78.0	84.7	81.8	57.7	82	35	0.8	0	2.7	2.0	3.3	3.2
LA98214D-14-1-2-B	80.6	79.3	82.0	63.2	92.8	82.1	77.6	74.2	93.2	58.1	82	38	0.8	0	0.1	2.7	0.0	3.1
<b>TERRAL LA841</b>	<b>80.5</b>	<b>80.1</b>	<b>78.4</b>	<b>71.7</b>	<b>90.4</b>	<b>80.9</b>	<b>80.4</b>	<b>77.0</b>	<b>85.1</b>	<b>57.2</b>	<b>85</b>	<b>36</b>	<b>0.3</b>	<b>0</b>	<b>0.1</b>	<b>3.0</b>	<b>0.0</b>	<b>3.7</b>
AGS 2060	80.3	76.4	72.8	72.8	83.6	84.2	76.5	91.1	85.0	59.7	82	42	0.5	0	0.0	2.0	4.8	3.8
USG 3209	79.6	75.8	81.3	71.4	74.9	83.8	70.3	85.2	92.5	58.1	87	34	0.3	1	0.0	1.0	3.8	4.4
<b>PIONEER 26R87</b>	<b>78.9</b>	<b>73.5</b>	<b>72.4</b>	<b>73.4</b>	<b>74.8</b>	<b>84.3</b>	<b>71.0</b>	<b>94.3</b>	<b>87.5</b>	<b>59.7</b>	<b>92</b>	<b>36</b>	<b>0.1</b>	<b>0</b>	<b>0.0</b>	<b>1.0</b>	<b>0.0</b>	<b>4.0</b>
LA98149BUB-3-4-B	78.7	79.6	74.8	74.5	89.6	77.8	77.4	78.2	77.8	58.2	86	37	0.1	1	1.9	2.0	1.3	3.7
AGS 2000	78.6	75.7	61.3	71.6	94.4	81.5	77.6	84.8	82.2	58.8	83	38	0.6	1	0.0	2.7	1.0	3.7
LA978UC-101-1-1-1-C	77.6	79.5	67.6	75.3	95.6	75.7	74.8	73.6	78.7	57.7	81	38	1.8	0	2.4	3.3	4.5	4.0
GA96693-4E16	77.4	72.6	65.9	59.6	92.3	82.3	77.1	74.9	94.7	58.8	83	39	1.6	0	0.3	2.7	2.0	3.6
<b>TERRAL LA482</b>	<b>77.3</b>	<b>64.3</b>	<b>44.7</b>	<b>63.8</b>	<b>84.6</b>	<b>90.2</b>	<b>78.2</b>	<b>92.1</b>	<b>100.3</b>	<b>57.3</b>	<b>79</b>	<b>40</b>	<b>0.4</b>	<b>0</b>	<b>0.3</b>	<b>2.0</b>	<b>6.8</b>	<b>4.0</b>
LA99124UC-59-3-2-B	76.2	71.3	71.0	56.1	86.7	81.1	72.8	76.3	94.1	58.8	82	35	0.2	0	0.1	2.0	5.0	3.4
<b>RAGAN&amp;MASSEY LA95135</b>	<b>76.0</b>	<b>76.3</b>	<b>70.8</b>	<b>77.5</b>	<b>80.5</b>	<b>75.8</b>	<b>72.3</b>	<b>87.4</b>	<b>67.6</b>	<b>57.2</b>	<b>91</b>	<b>40</b>	<b>0.5</b>	<b>0</b>	<b>0.7</b>	<b>1.7</b>	<b>0.5</b>	<b>3.8</b>
<b>JAMESTOWN</b>	<b>75.9</b>	<b>73.9</b>	<b>85.3</b>	<b>51.1</b>	<b>85.3</b>	<b>77.8</b>	<b>65.3</b>	<b>83.0</b>	<b>85.3</b>	<b>59.0</b>	<b>83</b>	<b>34</b>	<b>0.3</b>	<b>1</b>	<b>0.0</b>	<b>1.7</b>	<b>5.3</b>	<b>3.4</b>
LA98202D-64-1	75.5	68.4	64.3	58.3	82.5	82.6	78.7	74.8	94.3	58.2	81	38	0.4	2	1.7	2.3	5.0	4.2
VA02W-555	75.3	75.8	80.0	74.9	72.4	74.8	66.8	86.9	70.7	56.3	92	33	0.1	0	0.0	1.3	0.0	4.1
<b>AGRIPRO COKER 9700</b>	<b>75.1</b>	<b>72.0</b>	<b>78.4</b>	<b>58.8</b>	<b>78.8</b>	<b>78.2</b>	<b>72.3</b>	<b>86.0</b>	<b>76.3</b>	<b>58.8</b>	<b>82</b>	<b>35</b>	<b>0.6</b>	<b>0</b>	<b>2.5</b>	<b>1.7</b>	<b>0.0</b>	<b>3.8</b>
<b>DELTA KING GR9108</b>	<b>75.0</b>	<b>70.9</b>	<b>63.7</b>	<b>70.8</b>	<b>78.3</b>	<b>79.4</b>	<b>72.6</b>	<b>81.6</b>	<b>82.3</b>	<b>57.3</b>	<b>85</b>	<b>41</b>	<b>0.2</b>	<b>0</b>	<b>2.2</b>	<b>2.3</b>	<b>0.0</b>	<b>4.4</b>
LA98064D-9-1-3-B	74.9	72.6	73.9	63.8	80.3	77.1	76.8	74.0	80.5	58.7	87	39	0.5	8	0.1	1.3	1.8	4.8
AGS 2010	74.4	70.6	63.3	76.3	72.1	78.2	65.0	79.9	89.6	58.6	91	39	0.9	0	0.3	2.3	0.8	4.8
TERRAL TVX81170	73.8	76.8	78.8	71.8	79.7	70.8	67.1	80.9	64.3	56.7	94	40	0.1	1	1.7	1.0	0.0	5.4
LA98133D-160-3-C	73.7	62.9	58.8	49.5	80.3	84.6	72.3	79.8	101.6	57.4	80	37	0.3	0	0.1	3.3	6.3	4.1
DK XTJ734	73.5	74.6	70.5	74.8	78.5	72.3	66.4	83.9	65.2	57.0	94	41	0.3	1	2.0	1.7	0.0	5.4
LA95171CA58-3-2	73.5	73.2	70.9	65.2	83.5	73.9	72.4	76.4	72.4	57.7	87	37	0.7	0	3.3	1.7	1.0	3.6
AGS 2031	73.4	75.7	82.1	75.5	69.4	71.2	62.9	80.4	70.4	58.6	92	35	0.1	0	0.0	1.0	0.0	4.8
USG 3592	73.2	80.1	65.8	81.3	89.7	66.8	72.6	65.0	62.8	58.1	90	39	0.9	0	3.3	1.7	0.0	4.7



**Table 14. Wheat performance trial across Louisiana (6 locations) for 2007, sorted by statewide mean yield.**

Brand / variety	Statewide	North Louisiana Grain Yield				South Louisiana Grain Yield				Statewide Means								
	Mean	Mean	Alex	St. Jo	Win	Mean	BR	Crow	Jean	Test	Head	Plt	Lod	Leaf	Stem	Sept	Bact	Pheno
	Grain Yield									Wt	Day	Ht	ging	Rust	Rust	oria	eria	-type
	bu/a	bu/a	bu/a	bu/a	bu/a	bu/a	bu/a	bu/a	bu/a	lbs/bu	day of yr	in	0-9	%	0-9	0-9	0-9	0-9
AGRIPRO COKER 9553	73.1	74.7	79.5	77.7	66.9	71.5	68.6	80.8	65.2	59.0	91	37	0.4	0	3.7	1.7	0.3	3.8
PIONEER 26R61	73.0	70.0	65.7	72.7	71.7	76.3	71.6	77.1	79.1	58.9	86	39	0.1	0	0.7	1.7	2.0	3.5
USG 3295	72.9	76.8	80.7	77.4	72.2	69.0	58.8	78.2	70.0	57.6	93	35	0.1	0	0.0	1.0	0.0	4.8
LA99120UC-60-1-4-B	72.8	73.0	71.0	76.0	71.9	72.6	70.4	67.9	79.5	56.7	86	34	1.1	1	0.1	1.7	0.8	3.4
TERRAL TV8558	72.1	79.1	79.8	82.4	75.2	65.0	71.8	74.5	48.6	57.6	93	36	0.2	1	3.3	1.7	0.0	5.0
CROPLAN 8302	71.0	73.4	71.9	67.4	81.0	68.5	62.5	82.3	60.8	54.5	98	37	0.4	0	1.3	1.7	0.0	4.5
DELTA KING 9577	70.0	78.1	78.7	79.8	76.0	62.5	71.8	66.2	49.6	57.6	92	37	0.3	2	5.4	2.0	0.0	5.4
AGRIPRO COKER/PANOLA	66.6	77.2	75.8	74.8	81.1	56.0	72.0	61.0	35.1	57.2	92	38	1.4	1	4.7	1.7	0.0	4.1
LA98113D-41-1-C	65.8	57.4	47.9	45.0	79.5	74.2	70.9	75.3	76.3	59.1	82	38	0.4	0	0.0	3.0	4.5	4.1
USG 3477	65.7	70.4	74.9	69.1	67.1	60.5	56.6	57.8	66.1	57.0	98	41	0.9	6	1.0	1.3	0.0	5.9
DIXIE 989	65.0	74.5	70.3	71.9	81.5	55.4	68.1	59.6	38.4	55.3	97	38	0.1	0	4.6	1.0	0.0	5.4
DK XTJ730	63.0	71.8	67.3	68.4	79.7	53.4	61.3	56.9	38.2	54.4	98	37	0.1	3	3.6	1.3	0.0	5.2
USG 3706	61.3	73.0	67.1	74.0	76.2	49.6	65.0	46.8	40.8	57.6	94	32	0.7	5	2.4	2.0	0.0	5.5
DELTA GROW 1600	60.7	71.5	69.7	69.8	74.8	50.0	60.3	54.1	35.5	54.2	98	37	0.2	1	6.1	1.0	0.0	5.9
DELTA GROW 5200	60.7	68.8	68.4	70.2	67.9	52.5	64.3	42.2	51.2	57.4	98	38	0.3	5	1.0	2.0	0.0	5.9
USG 3X633	60.7	68.1	68.1	75.6	60.7	53.2	63.1	62.4	34.2	56.6	96	36	0.1	1	4.4	1.0	0.5	6.0
DK XTJ724	60.2	60.9	50.7	64.2	67.7	59.5	56.2	82.3	39.2	53.7	100	38	0.1	0	2.0	1.0	0.0	5.3
DK XTJ732	44.5	56.0	40.3	68.5	59.3	27.3	31.2	23.3		51.6	104	37	0.1	3	0.7	0.7	0.0	6.6
CROPLAN 8309	42.1	54.0	47.8	55.7	58.6	29.0	41.7	23.7	24.8	51.6	99	36	0.4	20	2.2	3.0	0.0	6.4
Mean	72.2	73.1	70.2	69.9	79.2	71.2	68.9	74.0	71.4	57.3	89.1	37	0.5	1	1.5	1.9	1.4	4.4
CV	12	11				12				11	2	4	170	266	86	43		15
LSD	10.2	11.6				13.7				1.4	2	1	0.7	4	1.6	NS		0.8



Table 15. Wheat performance trial across Louisiana for two- and three- years, 2005, 2006, and 2007.

Brand / variety	Grain Yield bu/a	Test Wt lbs/bu	Head Day of yr	Plant Height in	Lod- ging 0-9	Stripe Rust %	Leaf Rust %	Stem Rust 0-9	Sept oria 0-9	Pheno type 0-9
<b>TWO-YEAR</b>										
<b>AGRIPRO COKER MAGNOLIA</b>	82.6	57.8	81	37	0.6	0	3	0.0	3.3	4.0
<b>TERRAL LA841</b>	81.1	56.9	79	36	1.2	0	0	0.1	3.0	3.4
<b>AGS 2060</b>	81.0	59.7	78	40	1.8	0	0	0.0	2.0	3.7
<b>TERRAL LA482</b>	81.0	57.1	76	39	1.0	0	1	0.2	2.0	3.8
<b>PIONEER 26R87</b>	79.8	59.8	85	35	1.0	0	2	0.0	1.0	4.0
<b>DELTA KING GR9108</b>	76.3	57.1	81	39	1.0	2	3	2.0	2.3	4.2
<b>RAGAN&amp;MASSEY LA95135</b>	76.2	57.5	86	39	1.5	1	0	0.6	1.7	3.7
<b>AGRIPRO COKER 9553</b>	75.0	58.9	85	36	0.9	3	2	3.2	1.7	3.8
<b>PIONEER 26R61</b>	75.0	58.9	81	38	0.9	1	3	0.6	1.7	3.6
<b>USG 3295</b>	74.4	57.9	89	34	0.8	0	0	0.0	1.0	5.1
<b>AGS 2010</b>	74.2	58.4	85	38	1.6	0	0	0.2	2.3	4.6
<b>LA95171CA58-3-2</b>	73.5	57.3	82	36	1.2	3	0	2.8	1.7	3.7
<b>TERRAL TV8558</b>	70.2	57.2	89	35	1.0	3	7	3.2	1.7	5.6
<b>DELTA KING 9577</b>	69.8	57.3	88	36	1.0	5	7	4.7	2.0	5.7
<b>CROPLAN 8302</b>	69.5	55.0	94	35	1.4	1	3	1.0	1.7	4.9
<b>AGRIPRO COKER/PANOLA</b>	67.6	57.0	87	36	1.6	5	6	5.0	1.7	4.4
<b>DIXIE 989</b>	62.2	54.9	92	36	0.9	4	2	4.2	1.0	5.9
<b>DELTA GROW 1600</b>	59.0	54.2	93	36	1.0	5	2	5.2	1.0	6.1
<b>DELTA GROW 5200</b>	53.7	56.5	96	37	1.0	1	8	0.8	2.0	6.5
<b>Mean</b>	72.7	57.3	86	37	1.1	2	3	2.6	1.8	4.5
<b>CV</b>	11	2	2	4	87	77	218	218	47	14
<b>LSD</b>	6.7	0.9	2	1	0.7	1	4	1.4	0.9	0.6
<b>THREE-YEAR</b>										
<b>TERRAL LA841</b>	83.8	57.6	79	36	1.0	0	0	0.1	2.2	3.5
<b>TERRAL LA482</b>	83.1	57.4	76	39	0.8	1	5	0.2	1.7	3.9
<b>DELTA KING GR9108</b>	79.6	57.5	81	40	0.9	2	3	2.0	2.2	4.0
<b>RAGAN&amp;MASSEY LA95135</b>	78.5	58.2	86	39	1.4	5	0	0.6	1.7	3.7
<b>AGRIPRO COKER 9553</b>	77.8	59.6	85	36	0.8	1	6	3.2	1.5	3.9
<b>LA95171CA58-3-2</b>	77.1	58.2	82	37	1.0	2	1	2.8	1.8	3.8
<b>AGS 2010</b>	76.9	59.2	85	39	1.4	0	0	0.2	1.5	4.4
<b>PIONEER 26R61</b>	75.6	59.7	81	38	0.7	2	2	0.6	1.5	3.8
<b>DELTA KING 9577</b>	71.4	58.0	88	36	0.8	13	6	4.7	2.2	5.7
<b>TERRAL TV8558</b>	70.0	57.6	89	36	0.8	13	6	3.2	2.0	5.6
<b>AGRIPRO COKER/PANOLA</b>	69.3	57.6	87	36	1.4	6	10	5.0	1.8	4.7
<b>Mean</b>	76.6	58.3	84	37	1.0	4	4	2.1	1.8	4.3
<b>CV</b>	11	2	2	4	92	122	178	71	39	15
<b>LSD</b>	4.8	0.5	2	1	NS	6	5	1.6	NS	0.5

Contains data from Alexandria, Baton Rouge, Bossier City, Crowley, and Winnsboro in 2005; Baton Rouge, Crowley, Jeanerette, and Winnsboro in 2006; and Alexandria, Baton Rouge, Crowley, Jeanerette, St. Joseph, and Winnsboro for 2007.

**Bold** 'Brand/variety' indicates the entry is commercially available, others are non-released breeding lines.

NS indicates that differences are not statistically significant..

2006-2007 UNIFORM SOUTHERN SOFT RED WINTER WHEAT NURSERY  
BATON ROUGE, LA

Cooperator: S.A. Harrison, Kelly Arceneaux, Glenn Schexnayder.		Location: BATON ROUGE, LA											
No. of Repts: 2		Harvest Plot Area (sq.ft.): 70			Yield LSD (.1): 6.6			Yield CV%: 6					
Fertilizer: 20-60-60 pre + 97-0-0 top		Seed Date: 11/13/2006			Harvest Date: 5/19/2007								
Date/Feekees	Growth Stage When Scored					11	*LOD	*		*LR			*PHE
ENTRY NO.	CULTIVAR/ DESIGNATION	YIELD bu/A	TEST WT. lbs/bu	HEADING DATE of yr	SD QUAL 0-9	HEIGHT in.	LOGGING 0-9	GRO HAB 0-9		LEAF RUST %	NOTES	NOTES	PHENO TYPE 0-9
38	GA981621-5E34	83.2	58.6	89	2.0	43	1.5	4		0			3.8
24	LA978UC-36-1-1-B	81.5	56.4	83	1.0	36	2.0	4		0			2.7
39	GA981622-5E35	79.3	58.0	92	2.0	41	1.5	4		0			3.9
23	LA98149BUB-3-4-B	77.3	57.6	88	1.5	38	1.5	5		0	RAGGED		3.3
21	LA99005UC-31-3-C	75.2	57.1	79	1.5	38	1.0	3		0			3.1
11	APCK B02-8443	74.8	55.9	87	2.5	38	1.5	4		0			3.3
5	AR96077-10-1	73.7	57.8	93	3.0	37	1.0	5		0	EOT		4.8
37	GA98401-5E23	73.4	58.5	85	2.0	39	2.0	4		0			3.4
1	AGS 2000	72.3	58.8	84	1.0	40	2.5	4		0			3.2
22	LA98214D-14-1-2-B	71.5	57.6	85	1.0	40	1.5	4		0			3.4
3	Pioneer Brand 26R61	71.1	57.9	87	2.0	41	2.0	5		0			3.6
8	VA02W-713	70.7	58.4	85	2.5	39	2.5	4		3	EOT	MIX HD	3.9
27	D03*9804	68.8	58.4	97	2.5	40	1.0	6		0	EOT	PV	4.3
2	USG 3209	67.6	57.6	88	2.0	34	1.5	5		0			4.6
17	0128A1-22	64.2	55.2	92	3.0	35	1.0	6		4			5.2
12	TN701	63.5	56.9	102	3.0	39	1.5	7		0	EOT	PV	5.5
32	SC027721	63.1	58.9	94	3.0	43	2.0	7		8	EOT		4.0
16	NC03-11158	63.0	55.1	94	4.0	36	1.0	7		0	EOT	RAGGED	5.8
30	MO3*3877	62.8	53.6	103	3.5	39	1.0	7		0	EOT	NV	6.1
20	VA03W-434	61.9	54.1	88	2.5	31	1.0	7		0	EOT	PV	6.2
15	NC03-8026	61.3	57.8	90	3.5	37	1.5	7		1	EOT	PV	5.8
7	VA01W-205	59.9	55.4	101	2.5	32	1.0	7		0	EOT	NV	6.4
28	D03*9603	59.8	56.2	99	2.0	39	1.0	7		0	EOT	PV	5.5
19	VA04W-259	58.5	48.1	108	5.5	35	1.0	6		0			6.2
10	MD00-72-5064	58.3	56.9	101	3.5	39	1.0	8		3		PV	5.9
14	NC03-5921	58.1	57.4	88	2.5	33	2.0	6		0			3.9
13	NC03-6228	57.5	55.4	90	3.0	37	1.0	8		0	EOT	PV	6.4
35	G69304	56.9	49.2	105	5.5	40	2.0	8		0		NV	6.5
33	G69141	55.8	50.9	103	4.5	39	1.0	8		0	EOT	NV	6.2
34	G59166	55.8	55.3	106	3.5	41	1.5	8		0		NV	6.0
18	011010A1-15	54.1	56.5	95	2.0	34	1.0	7		5		PV	5.5
26	B020815	54.0	52.1	105	6.5	38	1.0	7		0	EOT	NV	6.0
9	TN601	53.8	49.7	91	5.5	38	1.0	7		0	EOT	MIX HD	6.8
36	G59015	52.9	51.5	102	3.5	41	1.5	8		0	EOT	NV	5.9
6	ARTX5406	52.5	59.3	94	1.5	35	1.0	8		0	EOT		5.0
31	SC021348	52.2	54.0	79	2.5	33	1.0	2		0			5.1
29	MO3*3861	50.3	46.8	105	7.5	38	1.0	8		0	EOT	NV	6.3
25	MO011126	50.3	50.6	108	6.5	39	1.0	8		0	EOT	NV	6.3
4	McCormick	36.4	56.8	89	3.5	34	2.0	6		80	RAGGED	PV	5.9
<b>MEAN</b>		<b>63.1</b>	<b>55.4</b>	<b>94</b>	<b>3</b>	<b>37</b>	<b>1.4</b>	<b>6.1</b>		<b>3</b>			<b>5.0</b>
<b>CV%</b>		<b>6</b>	<b>2</b>		<b>21</b>	<b>3</b>	<b>27</b>			<b>55</b>			<b>8</b>
<b>LSD (0.10)</b>		<b>6.6</b>	<b>1.4</b>		<b>1</b>	<b>2</b>	<b>0.6</b>			<b>2</b>			<b>0.7</b>

COMMENTS: Mild winter with lots bolting and vernalization problems. Very wet (12") in January that limited tillering. Moderate disease pressure.  
 \*GROHAB = Growth habit rated mid winter; 0 = very upright spring and 9 = very prostrate winter.  
 \*PHE PHENOTYPE: 0 = superb visual appearance, 9 = very poor, average of 3 ratings (flag leaf to harvest).  
 \*SDQUAL Seed Quality at harvest, 0 = excellent, 5 = average, 9 = poor  
 \*LR Leaf rust is average of two ratings  
 \*NOTE NV = non-vernalized; PVL = partially vernalized, late.  
 NOTE EOT indicates early offtypes or bolting in response to warm winter.  
 Hamrny Extra plus Sencor herbicides used.

2006-2007 UNIFORM SOUTHERN SOFT RED WINTER WHEAT NURSERY  
WINNSBORO, LA

Cooperator: S.A. Harrison, Kelly Arceneaux, Glenn Schexnayder, Dustin Strickland.					Location: WINNSBORO, LA								
No. of Reps: 2		Harvest Plot Area (sq.ft.): 70			Yield LSD (.1): 15.5			Yield CV%: 13					
Fertilizer:					Seed Date:					Harvest Date:			
Date/Feekes	Growth Stage	When Scored				11	*LOD	*		*LR			*PHE
ENTRY NO.	CULTIVAR/ DESIGNATION	YIELD bu/A	TEST WT. lbs/bu	HEADING DATE of yr						LEAF RUST %	STAG LGB 0-9	NOTES	PHENO TYPE 0-9
2	USG 3209	84.5	57.2	85						0	1.5		4.0
1	AGS 2000	82.6	60.1	85						0	2.5		3.2
30	M03*3877	81.9	61.0	92						0	1.0		4.8
38	GA981621-5E34	81.7	57.8	88						0	1.0		3.0
39	GA981622-5E35	81.0	58.0	83						0	2.0		3.8
24	LA978UC-36-1-1-B	80.8	57.4	85						0	2.0		3.0
7	VA01W-205	80.4	59.0	92						0	2.0		5.2
12	TN701	80.3	57.2	92						0	1.5		5.0
28	D03*9603	79.9	57.7	88						0	1.0		4.2
19	VA04W-259	78.4	59.8	92						0	1.0		5.3
13	NC03-6228	78.3	59.2	88						0	1.0		5.2
37	GA98401-5E23	77.1	57.8	83						0	1.5		3.5
21	LA99005UC-31-3-C	76.5	57.8	81						0	3.5		4.0
34	G59166	76.1	59.2	94						0	1.5		5.5
22	LA98214D-14-1-2-B	75.8	58.5	83						0	1.0		4.3
5	AR96077-10-1	75.1	55.4	88						0	1.0		4.8
3	Pioneer Brand 26R61	73.3	59.9	85						0	2.0		3.7
25	MO011126	72.9	57.5	97						0	0.5		6.0
27	D03*9804	71.0	57.6	94						0	0.5		4.0
16	NC03-11158	70.1	56.2	88						0	1.0		5.3
20	VA03W-434	69.7	57.0	92						3	1.5		5.3
6	ARTX5406	68.3	58.5	90						0	2.0		5.2
26	B020815	67.7	58.2	95						0	1.5		5.5
15	NC03-8026	66.7	57.2	75						0	1.0		4.5
11	APCK B02-8443	66.2	56.5	85						0	2.5		4.0
23	LA98149BUB-3-4-B	66.1	57.7	87						0	1.0		3.8
8	VA02W-713	64.4	58.4	83						0	2.5		3.8
14	NC03-5921	62.6	57.7	89						0	1.5		3.7
35	G69304	62.1	56.6	97						0	1.5		5.8
36	G59015	61.6	56.4	92						8	3.0		6.0
18	011010A1-15	60.2	56.4	92						0	2.0		6.5
9	TN601	58.3	58.1	90						0	1.0		6.3
29	M03*3861	58.0	57.7	97						0	1.0		5.0
10	MD00-72-5064	51.4	58.0	95						8	2.0		6.7
17	0128A1-22	49.9	53.2	92						0	1.0		6.3
33	G69141	49.3	55.7	99						0	2.0		5.8
32	SC027721	42.1	57.5	94						15	2.5		5.8
31	SC021348	41.7	55.9	81						0	3.0		6.7
4	McCormick	27.2	53.6	92						63	1.5		7.8
<b>MEAN</b>		<b>68.0</b>	<b>57.6</b>	<b>89</b>						<b>2</b>	<b>1.6</b>		<b>4.9</b>
<b>CV%</b>		<b>13</b>	<b>1</b>	<b>4</b>						<b>181</b>	<b>53</b>		<b>7</b>
<b>LSD (0.10)</b>		<b>15.5</b>	<b>1.3</b>	<b>6</b>						<b>7</b>	<b>NS</b>		<b>0.6</b>
COMMENTS: Mild winter. Heavy rainfall in January limited tillering. Light disease pressure, no stripe rust. Some low spots in field resulted in high CV due to wet winter and heavy soil. *PHE PHENOTYPE: 0 = superb visual appearance, 9 = very poor, average of 3 ratings (flag leaf to harvest).													



**Table 18. Wheat Prelim-A at Baton Rouge, LA for 2007.**

<b>GRAIN</b>	<b>Test</b>	<b>Seed</b>	<b>Growth</b>	<b>Head</b>	<b>Plant</b>	<b>Lod</b>	<b>Leaf</b>	<b>Sept</b>	<b>Pheno</b>	<b>*NOTES</b>	
<b>Yield</b>	<b>Wt</b>	<b>Qual</b>	<b>Habit</b>	<b>Day</b>	<b>Ht</b>	<b>ging</b>	<b>Rust</b>	<b>-oria</b>	<b>-type</b>		
<b>bu/a</b>	<b>lbs/bu</b>	<b>0-9</b>	<b>0-9</b>	<b>of yr</b>	<b>in</b>	<b>0-9</b>	<b>%</b>	<b>0-9</b>	<b>0-9</b>		
<b>Brand / variety</b>											
VAR											
LA98064D-29-2-4-C	89.2	57.2	2.0	4.5	88	40	2.0	0	1.0	3.2	OTS, CP
LA99042E-68-C	88.7	57.9	1.0	4.5	88	45	2.0	2	1.0	3.2	TALL
LA01145D-33	83.1	55.5	2.5	4.5	86	40	2.5	0	1.5	3.1	
LA01145D-70	81.2	55.6	2.0	4.5	87	41	2.5	0	1.0	3.2	
LA01138D-55	80.7	58.0	2.0	3.5	85	40	2.0	0	2.5	4.5	THIN
<b>AGS 2060</b>	<b>80.0</b>	<b>59.1</b>	<b>1.5</b>	<b>3.5</b>	<b>84</b>	<b>43</b>	<b>2.5</b>	<b>0</b>	<b>3.0</b>	<b>3.6</b>	
LA01138D-21	79.3	57.1	2.0	4.0	85	41	2.5	0	3.0	3.4	
<b>TERRAL LA841</b>	<b>79.3</b>	<b>55.2</b>	<b>2.0</b>	<b>5.5</b>	<b>87</b>	<b>39</b>	<b>1.5</b>	<b>0</b>	<b>1.0</b>	<b>3.4</b>	
LA98205D-17-2-4-B	78.4	58.0	2.0	6.0	89	38	2.5	1	1.0	2.7	AOT, CP
LA01110D-192	78.4	56.0	3.0	5.5	89	39	1.5	0	1.0	3.1	EOT
LA01004D-81	78.1	57.8	2.5	5.0	88	40	1.0	0	1.5	3.6	RAGGED
LA01140D-109-B	76.7	56.9	1.5	4.5	87	45	2.0	0	1.0	3.2	TALL
LA01140D-70	76.4	57.3	2.0	4.5	87	44	2.5	0	1.0	3.5	TALL, RAGGED
<b>PIONEER 26R61</b>	<b>75.9</b>	<b>57.9</b>	<b>3.0</b>	<b>5.0</b>	<b>88</b>	<b>42</b>	<b>2.0</b>	<b>1</b>	<b>1.5</b>	<b>3.3</b>	
LA99029E-44-C	75.5	55.2	3.0	4.0	86	40	3.0	0	1.0	3.5	
LA99042E-3-C	75.2	57.8	1.5	3.0	80	39	2.0	1	1.0	4.4	
LA01004D-121	75.1	56.5	2.0	3.5	79	39	1.5	0	1.0	4.3	THIN
AR00013E-LA49	74.5	55.6	3.0	6.0	88	43	1.0	0	1.0	3.3	TALL
LA01034D-185	72.1	54.5	3.0	5.0	85	37	1.0	0	1.0	3.0	EXC, THIN
LA98149D-45-2-4-B	71.6	56.1	2.5	5.5	89	40	2.0	3	2.5	3.9	RAG, NICE
LA97125D-3-4-1-2-B	71.4	57.2	2.5	5.5	84	36	2.5	0	1.0	3.7	
AR01001-81	69.8	56.5	2.5	3.0	82	42	1.5	1	1.5	3.9	
LA01139D-53-B	69.5	57.5	2.5	4.5	83	38	2.0	0	1.0	3.9	
LA01131D-17	69.2	57.9	2.0	5.0	86	38	2.5	1	1.5	3.7	THIN
LA01034D-175	69.1	55.2	2.5	5.0	84	34	1.5	0	1.0	3.9	RAGGED
<b>AGRIPRO COKER 9553</b>	<b>69.1</b>	<b>59.4</b>	<b>2.0</b>	<b>6.0</b>	<b>93</b>	<b>39</b>	<b>2.0</b>	<b>0</b>	<b>1.0</b>	<b>3.9</b>	
LA99017E-102-B	69.0	55.6	2.5	3.0	80	39	2.0	0	1.0	4.0	VG, WILLOWY
AR01001-56	67.9	57.8	2.0	3.0	82	42	2.0	0	2.0	4.0	PHYS FLECK
AR01001-70	67.2	57.0	2.0	2.5	83	43	2.0	0	1.5	4.2	
LAAR01001-94-B	66.4	57.3	2.0	3.0	82	42	2.5	0	2.0	4.0	
LA98019D-26-1-1-B	62.4	57.3	2.0	4.5	85	40	3.0	0	3.5	4.3	TALL OTS
LA01035D-17-B	62.1	56.6	2.0	2.5	79	37	3.0	0	2.0	4.7	
LA98098D-17-3-3-B	60.7	54.3	3.0	3.0	81	40	2.0	0	3.0	4.7	
LA99164UC-53-1-C	60.0	54.9	2.0	3.5	82	38	2.0	0	5.0	4.4	
<b>Mean</b>	<b>73.6</b>	<b>56.8</b>	<b>2.2</b>	<b>4.3</b>	<b>85</b>	<b>40</b>	<b>2.1</b>	<b>0</b>	<b>1.6</b>	<b>3.7</b>	
<b>CV</b>	<b>3.9</b>	<b>0.3</b>	<b>21.3</b>	<b>11.5</b>	<b>1</b>	<b>3</b>	<b>28.7</b>	<b>141</b>	<b>32.5</b>	<b>8.4</b>	
<b>LSD</b>	<b>5</b>	<b>0</b>	<b>1</b>	<b>1</b>	<b>2</b>	<b>2</b>	<b>1</b>	<b>0</b>	<b>0.9</b>	<b>1</b>	

Ben Hur Farm, Central Stations, Baton Rouge, LA. Steve Harrison Kelly Arceneaux, and Glenn Schexnayder.

**Cultural and Site:** Planted on 11/13/06. 20-60-60 preplant fertilizer. 97-0-0 topdress. 2.5 oz Sencor + 0.4 oz/acre Harmony Extra. Harvested on 5/19/2007. Very wet January restricted tillering. Dry from mid February through April. A number of entries did not properly vernalize. Light disease pressure. Heavy rainfall after maturity reduced test weights, particularly for earlier-maturing entries.

**NOTES:** PVL indicates the entry appeared to only partially vernalize and heading was late and incomplete. NV indicates not vernalized (inadequate cold weather to trigger heading). All entries eventually headed out.. eot indicates that this variety had 'early off-types', probably just early-heading plants in response to the very mild winter.

**Bold 'Brand/variety'** indicates the entry is commercially available, others are non-released breeding lines.

**Seed Quality** is relative visual appearance of seed at harvest; 0 = excellent, 9 = very poor.

**Phenotype** is a relative 'visual appeal' rating that takes into account plant vigor, diseases, etc. 0 = best.



**Table 19. Wheat Prelim-A across Baton Rouge and Winnsboro.**

<b>GRAIN</b>	<b>Test</b>	<b>Seed</b>	<b>Growth</b>	<b>Head</b>	<b>Plant</b>	<b>Lod</b>	<b>Leaf</b>	<b>Sept</b>	<b>Pheno</b>	
<b>Yield</b>	<b>Wt</b>	<b>Qual</b>	<b>Habit</b>	<b>Day</b>	<b>Ht</b>	<b>ging</b>	<b>Rust</b>	<b>-oria</b>	<b>-type</b>	
<b>Brand / variety</b>	<b>bu/a</b>	<b>lbs/bu</b>	<b>0-9</b>	<b>0-9</b>	<b>of yr</b>	<b>in</b>	<b>0-9</b>	<b>%</b>	<b>0-9</b>	<b>0-9</b>
LA99042E-68-C	87.5	58.9	1.0	4.5	88	45	2.0	3	1.0	3.2
LA01138D-21	86.8	57.6	2.0	4.0	85	41	2.5	0	3.0	3.1
LA01138D-55	84.5	58.7	1.7	3.5	85	40	2.0	0	2.5	4.0
LA98064D-29-2-4-C	82.6	58.3	1.7	4.5	88	40	2.0	0	1.0	3.7
LA01004D-121	81.8	58.1	1.7	3.5	79	39	1.5	0	1.0	4.0
LA01145D-70	80.4	56.6	2.0	4.5	87	41	2.5	0	1.0	3.7
LA99029E-44-C	79.6	56.1	2.7	4.0	86	40	3.0	0	1.0	3.3
LA01145D-33	78.4	56.3	2.3	4.5	86	40	2.5	0	1.5	3.6
LA01140D-70	78.4	58.3	1.7	4.5	87	44	2.5	0	1.0	3.5
LA98205D-17-2-4-B	76.9	58.4	2.0	6.0	89	38	2.5	0	1.0	2.9
LA01110D-192	74.8	56.9	2.7	5.5	89	39	1.5	0	1.0	3.2
LA01004D-81	74.2	58.3	2.7	5.0	88	40	1.0	0	1.5	3.9
LAAR01001-94-B	74.1	58.1	1.7	3.0	82	42	2.5	0	2.0	4.0
LA01140D-109-B	73.0	58.0	1.3	4.5	87	45	2.0	0	1.0	3.6
LA99042E-3-C	72.7	58.7	2.0	3.0	80	39	2.0	0	1.0	4.5
LA97125D-3-4-1-2-B	72.3	57.8	2.0	5.5	84	36	2.5	0	1.0	4.0
LA01034D-175	70.9	56.0	2.3	5.0	84	34	1.5	0	1.0	4.1
LA01034D-185	70.7	55.6	2.7	5.0	85	37	1.0	0	1.0	2.9
LA99164UC-53-1-C	70.4	56.2	1.7	3.5	82	38	2.0	0	5.0	3.8
LA01131D-17	68.9	58.8	2.0	5.0	86	38	2.5	0	1.5	3.7
LA01035D-17-B	68.8	57.8	1.7	2.5	79	37	3.0	0	2.0	4.5
LA98098D-17-3-3-B	68.0	55.2	3.0	3.0	81	40	2.0	0	3.0	4.0
LA99017E-102-B	67.6	56.3	2.3	3.0	80	39	2.0	0	1.0	4.1
LA01139D-53-B	67.2	58.6	2.0	4.5	83	38	2.0	0	1.0	4.3
LA98149D-45-2-4-B	65.1	56.8	2.3	5.5	89	40	2.0	2	2.5	4.3
LA98019D-26-1-1-B	60.1	57.8	2.0	4.5	85	40	3.0	0	3.5	4.8
<b>Mean</b>	<b>74.5</b>	<b>57.5</b>	<b>2.0</b>	<b>4.3</b>	<b>85</b>	<b>39</b>	<b>2.1</b>	<b>0</b>	<b>1.7</b>	<b>3.8</b>
<b>CV</b>	<b>9</b>	<b>1</b>	<b>26</b>	<b>12</b>	<b>1</b>	<b>4</b>	<b>30</b>	<b>246</b>	<b>31</b>	<b>15</b>
<b>LSD</b>	<b>7.8</b>	<b>0.5</b>	<b>0.7</b>	<b>0.9</b>	<b>2</b>	<b>2</b>	<b>1.1</b>	<b>1</b>	<b>0.9</b>	<b>0.7</b>

**Seed Quality** is relative visual appearance of seed at harvest; 0 = excellent, 9 = very poor.

**Phenotype** is a relative 'visual appeal' rating that takes into account plant vigor, diseases, etc. 0 = best.



**Table 20. Wheat Prelim-B at Baton Rouge, LA for 2007.**

Brand variety	Grain Yield bu/a	Test Wt lbs/bu	Seed Qual 0-9	Grow Habit 0-9	Head Day of yr	Lod ging 0-9	Leaf Rust %	Sept -oria 0-9	Pheno -type 0-9	*NOTES
LA01138D-52	83.6	57.4	1.0	4.0	85	2.0	0	1.5	3.6	seg ht
LA01110D-150	79.1	56.4	1.0	5.0	88	1.5	0	1.0	3.6	
LA01139D-116	77.4	56.6	1.5	4.5	86	2.0	0	2.5	3.6	
LA01140D-163	76.1	56.1	1.0	5.0	88	1.0	0	1.0	3.5	
<b>AGS 2060</b>	<b>76.0</b>	<b>58.8</b>	<b>1.0</b>	<b>4.0</b>	<b>84</b>	<b>2.0</b>	<b>0</b>	<b>1.5</b>	<b>3.8</b>	
LA01113D-44	75.3	58.1	1.0	5.0	85	1.5	0	1.5	3.4	ragged
LA01110D-251	75.0	56.1	2.0	5.0	85	2.0	0	2.5	3.9	
<b>TERRAL LA841</b>	<b>74.4</b>	<b>55.5</b>	<b>2.0</b>	<b>5.0</b>	<b>87</b>	<b>1.5</b>	<b>0</b>	<b>1.0</b>	<b>3.3</b>	
LA01110D-256	73.4	57.2	2.5	5.0	85	2.0	0	2.5	3.8	
LA01110D-117	72.5	55.9	2.5	5.0	87	1.0	0	1.0	3.5	
LA01004D-130	71.1	55.5	2.0	2.0	80	2.5	0	2.0	5.6	ragged
LA01004D-118	69.8	56.2	2.0	2.5	79	2.0	0	2.5	5.2	
LA01139D-35	69.5	58.3	1.5	3.5	84	2.5	0	1.0	4.7	
LA01112D-57	69.4	57.9	2.5	5.5	88	1.0	0	1.0	3.5	
<b>PIONEER 25R47</b>	<b>68.6</b>	<b>48.0</b>	<b>5.0</b>	<b>8.0</b>	<b>NV</b>	<b>1.0</b>	<b>0</b>	<b>1.0</b>	<b>5.8</b>	
LA01110D-111	68.4	56.3	3.0	6.0	88	1.0	0	1.0	3.6	awnless ots
LA01034D-221	68.3	53.0	2.5	4.0	84	2.0	0	1.0	3.5	
LA01004D-45	68.2	56.3	2.5	2.0	78	1.5	0	2.0	5.3	
LA01035D-119	67.2	56.8	2.0	2.0	78	1.0	0	2.0	5.3	
LA01112D-43	66.9	58.3	2.0	6.0	88	1.5	0	1.0	3.5	
AR01220-61	66.7	56.3	2.5	3.0	82	1.5	0	1.5	4.0	
<b>PIONEER 26R22</b>	<b>65.8</b>	<b>50.7</b>	<b>2.0</b>	<b>8.0</b>	<b>NV</b>	<b>1.0</b>	<b>0</b>	<b>1.0</b>	<b>6.0</b>	
LA01112D-69	64.9	57.6	2.5	5.0	88	1.0	0	1.0	3.4	
LA01112D-15	64.9	57.8	1.5	5.5	88	1.0	0	1.0	3.8	
LA01019D-8	63.4	54.6	2.0	4.0	80	2.0	0	1.5	4.5	
LA01112D-8	63.4	55.9	2.0	5.5	88	1.0	0	1.5	3.3	
AR01127-87	62.9	55.0	2.0	5.5	88	1.5	0	1.5	3.7	
AR01219-60	62.4	57.1	2.5	3.0	79	1.5	0	2.0	4.7	
LA01064D-15	61.3	55.9	3.0	6.0	86	1.5	0	1.0	3.4	
LA01005D-90	61.1	54.9	2.5	3.0	80	2.0	0	2.0	4.9	
AR01001-85	59.8	56.0	2.0	3.0	80	1.5	0	1.5	4.1	
LA01005D-139	59.0	56.0	2.5	2.0	78	2.0	0	2.0	5.8	
LA01059D-44	58.3	58.4	1.0	3.0	81	1.5	0	2.0	4.2	
<b>PIONEER 26R15</b>	<b>55.1</b>	<b>50.0</b>	<b>5.5</b>	<b>7.0</b>	<b>NV</b>	<b>1.0</b>	<b>0</b>	<b>1.0</b>	<b>5.7</b>	
LA01026D-113	54.7	54.2	3.0	2.0	79	2.5	0	3.5	5.6	
<b>PIONEER 25R56</b>	<b>49.6</b>	<b>45.3</b>	<b>6.0</b>	<b>7.0</b>	<b>NV</b>	<b>1.0</b>	<b>0</b>	<b>1.0</b>	<b>6.3</b>	
<b>Mean</b>	<b>67.3</b>	<b>55.6</b>	<b>2.3</b>	<b>4.5</b>	<b>84</b>	<b>1.6</b>	<b>0</b>	<b>1.5</b>	<b>4.3</b>	
<b>CV</b>	<b>5</b>	<b>1</b>	<b>21</b>	<b>7</b>	<b>1</b>	<b>30</b>	<b>0</b>	<b>38</b>	<b>9</b>	
<b>LSD</b>	<b>6.0</b>	<b>1.1</b>	<b>0.8</b>	<b>0.5</b>	<b>1</b>	<b>0.8</b>	<b>0</b>	<b>1.0</b>	<b>0.6</b>	

Ben Hur Farm, Central Stations, Baton Rouge, LA. Steve Harrison Kelly Arceneaux, and Glenn Schexnayder.

**Cultural and Site:** Planted on 11/13/06. 20-60-60 preplant fertilizer. 97-0-0 topdress. 2.5 oz Sencor + 0.4 oz acre Harmony Extra. Harvested on 5/19/2007. Very wet January restricted tillering. Dry from mid February through April. A number of entries did not properly vernalize. Light disease pressure. Heavy rainfall after maturity reduced test weights, particularly for earlier-maturing entries.

NV indicates appeared not-vernalized in early April.

**Bold 'Brand variety'** indicates the entry is commercially available, others are non-released breeding lines.

**Seed Quality** is relative visual appearance of seed at harvest; 0 = excellent, 9 = very poor.

**Growth Habit:** 0 = very upright, early spring, upright; 9= verly prostrate, late winter.

**Phenotype** is a relative 'visual appeal' rating that takes into account plant vigor, diseases, etc. 0 = best.



**Table 21. Wheat Prelim-B at Winnsboro, LA for 2007.**

Brand variety	Grain Yield bu/a	Test Wt lbs/bu	Leaf Rust %	Pheno -type 0-9	*NOTES
LA01139D-116	92.4	60.6	0	3.8	early
LA01113D-44	92.1	59.6	0	4.0	ots
LA01138D-52	91.7	55.3	1	3.8	ragged
<b>PIONEER 25R47</b>	<b>91.5</b>	<b>58.2</b>	<b>0</b>	<b>5.3</b>	<b>late</b>
AR01220-61	88.4	58.7	0	3.3	
LA01035D-119	86.7	59.1	0	3.5	early
LA01004D-130	85.8	58.6	0	3.8	very early
LA01140D-163	83.0	58.3	0	2.5	
<b>PIONEER 26R22</b>	<b>82.6</b>	<b>56.4</b>	<b>0</b>	<b>5.0</b>	<b>late</b>
<b>TERRAL LA841</b>	<b>82.6</b>	<b>58.0</b>	<b>0</b>	<b>3.3</b>	
LA01004D-118	82.2	59.3	0	3.5	
LA01110D-150	82.1	58.5	0	3.3	
LA01059D-44	82.1	59.2	0	4.8	early, ragged
<b>PIONEER 26R15</b>	<b>81.9</b>	<b>57.0</b>	<b>0</b>	<b>4.5</b>	<b>late</b>
LA01019D-8	81.8	57.6	0	3.5	
LA01034D-221	81.2	58.1	0	3.3	
LA01004D-45	81.0	58.9	0	4.5	early
LA01064D-15	80.5	58.6	0	3.3	
LA01110D-111	79.5	58.4	2	4.0	awn ots
LA01139D-35	77.8	60.3	0	5.0	
LA01112D-43	77.1	59.6	1	4.0	
LA01110D-117	77.0	58.7	0	4.5	
LA01026D-113	76.9	58.0	0	4.8	early
LA01112D-8	76.6	58.1	0	3.3	
<b>PIONEER 25R56</b>	<b>76.2</b>	<b>55.9</b>	<b>0</b>	<b>5.0</b>	<b>very late</b>
LA01110D-251	74.1	58.7	1	4.8	ragged
LA01112D-69	73.8	60.4	0	4.3	
AR01127-87	73.7	58.0	0	4.3	
<b>AGS 2060</b>	<b>71.9</b>	<b>60.2</b>	<b>0</b>	<b>3.8</b>	
LA01110D-256	70.9	59.3	0	4.3	
LA01005D-90	70.5	57.9	0	4.8	early
LA01112D-57	69.6	59.9	0	4.3	
LA01005D-139	68.5	59.1	0	4.8	early
AR01219-60	68.2	60.1	1	4.8	early
LA01112D-15	67.3	60.1	0	3.8	
AR01001-85	60.5	58.5	0	4.0	color ots
<b>Mean</b>	<b>78.9</b>	<b>58.6</b>	<b>0</b>	<b>4.1</b>	
<b>CV</b>	<b>11</b>	<b>2</b>	<b>406</b>	<b>17</b>	
<b>LSD</b>	<b>14.8</b>	<b>2.2</b>	<b>1</b>	<b>1.2</b>	
Macon Ridge Research Station, Winnsboro, LA. HJ Rick Mascagni, Bubba Bell, Boyd Padgett, Myra Purcell, and Dustin Strickland.					
<b>Cultural and Site:</b> Planting Date: 11/2/06. Harvested: 5/18/07. Fertilizer: 9-23-60 preplant; 90-0-0 as Urea on 2/6/07. Herbicides: 2 oz/acre Sencor 11/27/06.					
<b>Notes:</b> Very wet January and moderately dry spring. Low disease pressure. No lodging.					
<b>Phenotype</b> is a relative 'visual appeal' rating that takes into account plant vigor, diseases, etc. 0 = best.					



**Table 22. Wheat Prelim-B across Louisiana (Baton Rouge and Winnsboro) for 2007.**

	Grain Yield	Test Wt	Seed Qual	Grow Habit	Head Day	Lod ging	Leaf Rust	Sept -oria	Pheno -type
Brand variety	bu/a	lbs/bu	0-9 *	0-9 *	of yr *	0-9 *	%	0-9 *	0-9
LA01138D-52	87.6	56.4	1.0	4.0	85	2.0	0	1.5	3.7
LA01139D-116	84.9	58.6	1.5	4.5	86	2.0	0	2.5	3.7
LA01113D-44	83.7	58.9	1.0	5.0	85	1.5	0	1.5	3.7
LA01110D-150	80.6	57.5	1.0	5.0	88	1.5	0	1.0	3.4
<b>PIIONEER 25R47</b>	<b>80.0</b>	<b>53.1</b>	<b>5.0</b>	<b>8.0</b>		<b>1.0</b>	<b>0</b>	<b>1.0</b>	<b>5.5</b>
LA01140D-163	79.5	57.2	1.0	5.0	88	1.0	0	1.0	3.0
<b>TERRAL LA841</b>	<b>78.5</b>	<b>56.8</b>	<b>2.0</b>	<b>5.0</b>	<b>87</b>	<b>1.5</b>	<b>0</b>	<b>1.0</b>	<b>3.3</b>
LA01004D-130	78.4	57.0	2.0	2.0	80	2.5	0	2.0	4.7
AR01220-61	77.5	57.5	2.5	3.0	82	1.5	0	1.5	3.6
LA01035D-119	77.0	58.0	2.0	2.0	78	1.0	0	2.0	4.4
LA01004D-118	76.0	57.8	2.0	2.5	79	2.0	0	2.5	4.4
LA01034D-221	74.8	55.5	2.5	4.0	84	2.0	0	1.0	3.4
LA01110D-117	74.7	57.3	2.5	5.0	87	1.0	0	1.0	4.0
LA01004D-45	74.6	57.6	2.5	2.0	78	1.5	0	2.0	4.9
LA01110D-251	74.6	57.4	2.0	5.0	85	2.0	1	2.5	4.3
<b>PIIONEER/26R22</b>	<b>74.2</b>	<b>53.5</b>	<b>2.0</b>	<b>8.0</b>		<b>1.0</b>	<b>0</b>	<b>1.0</b>	<b>5.5</b>
LA01110D-111	74.0	57.4	3.0	6.0	88	1.0	1	1.0	3.8
<b>AGS 2060</b>	<b>74.0</b>	<b>59.5</b>	<b>1.0</b>	<b>4.0</b>	<b>84</b>	<b>2.0</b>	<b>0</b>	<b>1.5</b>	<b>3.8</b>
LA01139D-35	73.7	59.3	1.5	3.5	84	2.5	0	1.0	4.9
LA01019D-8	72.6	56.1	2.0	4.0	80	2.0	0	1.5	4.0
LA01110D-256	72.1	58.2	2.5	5.0	85	2.0	0	2.5	4.0
LA01112D-43	72.0	58.9	2.0	6.0	88	1.5	0	1.0	3.8
LA01064D-15	70.9	57.3	3.0	6.0	86	1.5	0	1.0	3.3
LA01059D-44	70.2	58.8	1.0	3.0	81	1.5	0	2.0	4.5
LA01112D-8	70.0	57.0	2.0	5.5	88	1.0	0	1.5	3.3
LA01112D-57	69.5	58.9	2.5	5.5	88	1.0	0	1.0	3.9
LA01112D-69	69.4	59.0	2.5	5.0	88	1.0	0	1.0	3.8
<b>PIIONEER 26R15</b>	<b>68.5</b>	<b>53.5</b>	<b>5.5</b>	<b>7.0</b>		<b>1.0</b>	<b>0</b>	<b>1.0</b>	<b>5.1</b>
AR01127-87	68.3	56.5	2.0	5.5	88	1.5	0	1.5	4.0
LA01112D-15	66.1	58.9	1.5	5.5	88	1.0	0	1.0	3.8
LA01005D-90	65.8	56.4	2.5	3.0	80	2.0	0	2.0	4.8
LA01026D-113	65.8	56.1	3.0	2.0	79	2.5	0	3.5	5.2
AR01219-60	65.3	58.6	2.5	3.0	79	1.5	0	2.0	4.7
LA01005D-139	63.8	57.5	2.5	2.0	78	2.0	0	2.0	5.3
<b>PIIONEER 25R56</b>	<b>62.9</b>	<b>50.6</b>	<b>6.0</b>	<b>7.0</b>		<b>1.0</b>	<b>0</b>	<b>1.0</b>	<b>5.7</b>
AR01001-85	60.1	57.3	2.0	3.0	80	1.5	0	1.5	4.1
<b>Mean</b>	<b>73.1</b>	<b>57.1</b>	<b>2.3</b>	<b>4.5</b>	<b>84</b>	<b>1.6</b>	<b>0</b>	<b>1.5</b>	<b>4.2</b>
<b>CV</b>	<b>9</b>	<b>2</b>	<b>21</b>	<b>7</b>	<b>1</b>	<b>30</b>	<b>574</b>	<b>38</b>	<b>13</b>
<b>LSD</b>	<b>9.8</b>	<b>2.7</b>	<b>0.8</b>	<b>0.5</b>	<b>1</b>	<b>0.8</b>	<b>0</b>	<b>1.0</b>	<b>0.9</b>

Ben Hur Farm, Central Stations, Baton Rouge, LA. Steve Harrison Kelly Arceneaux, and Glenn Schexnayder.

**Bold 'Brand variety'** indicates the entry is commercially available, others are non-released breeding lines.

\* **Baton Rouge data only.**

**Seed Quality** is relative visual appearance of seed at harvest; 0 = excellent, 9 = very poor.

**Growth Habit:** 0 = very upright, early spring, upright; 9 = very prostrate, late winter.

**Phenotype** is a relative 'visual appeal' rating that takes into account plant vigor, diseases, etc. 0 = best.



**Table 23. Wheat Prelim-C at Baton Rouge and Winnsboro, LA for 2007.**

	<b>Grain Yield</b>	<b>Test Wt</b>	<b>Seed Qual</b>	<b>Grow Habit</b>	<b>Head Day</b>	<b>Lod ging</b>	<b>Leaf Rust</b>	<b>Sept -oria</b>	<b>Pheno -type</b>
<b>Brand variety</b>	<b>bu/a</b>	<b>lbs/bu</b>	<b>0-9</b>	<b>0-9</b>	<b>of yr</b>	<b>0-9</b>	<b>%</b>	<b>0-9</b>	<b>0-9</b>
<b>TERRAL LA482</b>	<b>74.5</b>	<b>56.3</b>	<b>2.0</b>	<b>3.5</b>	<b>83</b>	<b>2.0</b>	<b>0</b>	<b>2.0</b>	<b>3.7</b>
LA01108D-71-1-B	74.3	56.6	1.7	6.0	87	2.0	0	1.5	3.3
LA01110D-81-1-B	73.5	57.2	1.3	6.0	88	1.5	0	2.0	3.5
LA01137D-4-5-B	73.1	57.5	1.7	4.8	85	2.5	0	1.0	3.7
LA01110D-100-3-B	72.7	57.7	1.7	5.3	85	2.0	0	1.0	3.1
LA01035D-151-1-B	72.5	55.3	2.0	2.8	79	2.0	0	2.0	4.1
LA01035D-207-3-B	72.5	57.3	1.3	5.5	87	1.5	0	1.0	3.3
LA01145D-4-4-B	72.2	58.4	1.0	5.0	84	3.0	0	2.5	4.0
<b>TERRAL LA841</b>	<b>71.9</b>	<b>55.8</b>	<b>1.3</b>	<b>6.0</b>	<b>87</b>	<b>2.0</b>	<b>0</b>	<b>1.0</b>	<b>3.3</b>
LA01034D-69-8-B	71.5	54.8	2.7	5.8	84	3.0	0	2.0	3.4
LA01005D-81-3-B	70.9	56.3	2.0	3.3	83	1.0	0	3.5	4.0
LA01108D-35-1-B	70.2	57.1	1.7	4.5	85	2.0	0	2.0	4.1
AR01001-84-3-B	69.7	58.7	1.7	4.3	85	3.0	0	1.0	3.5
LA01076D-3-3-B	69.7	53.2	2.7	3.0	80	2.0	1	1.0	4.3
LA01110D-181-6-B	69.6	56.9	1.3	6.5	87	2.0	0	1.0	2.9
LA01034D-69-1-B	69.2	54.2	2.7	5.3	84	2.5	0	1.0	3.4
LA01004D-37-5-B	68.1	55.3	2.0	3.3	79	2.0	0	2.5	4.8
LA01034D-235-8-B	67.3	55.7	2.7	4.3	82	1.0	0	1.0	3.0
<b>AGS 2060</b>	<b>67.2</b>	<b>59.0</b>	<b>1.7</b>	<b>4.0</b>	<b>85</b>	<b>2.5</b>	<b>0</b>	<b>1.0</b>	<b>4.1</b>
LA01004D-11-4-B	66.9	57.5	2.0	3.0	79	2.0	0	1.5	4.7
LA01012D-77-1-B	66.8	57.6	1.0	4.8	83	4.0	0	2.5	4.1
<b>PIONEER 26R61</b>	<b>66.7</b>	<b>58.1</b>	<b>1.7</b>	<b>6.0</b>	<b>87</b>	<b>1.5</b>	<b>0</b>	<b>1.5</b>	<b>3.7</b>
LA01158D-55-8-B	66.2	59.4	1.3	5.3	84	3.0	0	2.5	3.7
LA01034D-106-6-B	65.6	54.1	2.7	5.3	84	2.5	0	1.5	3.6
AR01219-9-2-B	65.0	58.5	1.7	4.0	81	1.5	2	1.0	4.0
AR01127-26-2-B	64.9	55.8	2.3	6.8	87	1.0	0	1.5	3.7
AR01219-9-7-B	63.9	57.8	1.7	3.5	82	2.0	0	1.0	3.7
AR01219-9-5-B	63.8	58.8	1.0	3.3	81	2.0	0	1.5	3.8
LA01004D-17-2-B	62.2	56.1	1.7	3.3	80	2.0	0	2.5	4.3
LA01139D-22-1-B	62.2	58.5	2.0	4.3	82	3.0	0	1.0	4.4
AR01010-25-1-B	61.1	57.4	2.0	4.3	82	3.0	0	1.0	4.5
LA01139D-22-2-B	60.9	58.1	1.7	5.0	83	3.0	0	1.0	4.6
LA01137D-16-2-B	60.2	56.4	2.3	4.3	86	2.0	0	1.5	3.8
LA01026D-24-1-B	59.7	54.1	2.0	3.3	78	2.0	0	2.5	4.6
LA01139D-100-4-B	59.6	58.4	1.7	4.8	84	2.5	0	1.5	4.8
LA01113D-28-8-B	59.5	58.8	1.3	5.0	84	2.0	0	1.5	3.8
AR01001-84-1-B	59.5	58.4	1.7	4.5	86	2.5	0	1.5	3.4
AR01080-87-1-B	59.4	56.3	2.0	3.8	81	2.5	0	1.5	4.7
LA01025D-26-4-B	58.2	55.3	2.0	2.0	78	2.0	0	1.5	4.9
LA01061D-19-4-B	56.9	60.0	1.3	2.8	78	3.5	0	2.0	5.1
LA01101D-22-3-B	55.5	57.2	3.0	2.0	78	2.0	0	3.5	5.5
AR01219-27-7-B	55.1	57.7	2.3	3.0	80	2.0	2	1.5	3.9
LA01061D-9-8-B	54.0	59.7	1.3	2.3	78	3.0	0	2.5	4.9
LA01025D-57-2-B	53.4	55.8	2.0	3.5	80	2.5	0	1.5	4.5
LA01026D-16-4-B	52.9	53.9	3.3	2.0	78	3.5	0	4.5	5.8
AR01220-12-3-B	51.3	57.3	2.3	3.0	78	1.5	0	2.5	4.7
LA01025D-57-5-B	48.7	56.2	1.7	2.0	78	3.5	0	1.0	4.8
<b>Mean</b>	<b>64.6</b>	<b>56.9</b>	<b>1.9</b>	<b>4.2</b>	<b>82</b>	<b>2.3</b>	<b>0</b>	<b>1.7</b>	<b>4.1</b>
<b>CV</b>	<b>11</b>	<b>1</b>	<b>29</b>	<b>12</b>	<b>1</b>	<b>18</b>	<b>699</b>	<b>25</b>	<b>11</b>
<b>LSD</b>	<b>9.9</b>	<b>0.9</b>	<b>0.7</b>	<b>0.8</b>	<b>1</b>	<b>0.7</b>	<b>1</b>	<b>0.7</b>	<b>0.6</b>

**Seed Quality** is relative visual appearance of seed at harvest; 0 = excellent, 9 = very poor.

**Growth Habit:** 0 = very upright, early spring, upright; 9 = very prostrate, late winter.

**Phenotype** is a relative 'visual appeal' rating that takes into account plant vigor, diseases, etc. 0 = best.



**Table 24. Oat variety trial across Louisiana (Baton Rouge and Winnsboro) 2007.**

Brand / variety	Grain Yield bu/a	Test Weight lbs/bu	Heading Day day of yr	Plant Height in	Lodging Score 0-9	Crown Rust %	Stem Rust 0-9	Pheno type 0-9
FL99201	132.0	34.0	89	40	0.5	0	3.3	4.0
LA99016SBSB-98-S	130.2	36.4	90	40	0.3	0	1.0	3.4
LA02030-S-B-106-S1	129.0	33.7	88	35	0.3	0	1.5	3.8
TX02U7682	129.0	34.3	87	34	0.6	0	0.3	4.6
FL99212	128.2	34.1	92	39	0.2	0	3.0	4.5
<b>HORIZON 270</b>	<b>125.1</b>	<b>34.9</b>	<b>89</b>	<b>30</b>	<b>0.3</b>	<b>0</b>	<b>1.0</b>	<b>4.5</b>
LA96006BSB119-1	121.8	34.5	90	40	0.7	0	1.0	4.6
<b>TERRAL SECT LA495</b>	<b>121.8</b>	<b>32.9</b>	<b>93</b>	<b>34</b>	<b>0.3</b>	<b>0</b>	<b>1.0</b>	<b>4.5</b>
LA95033D63-1-C-S3	120.9	32.2	93	37	0.2	0	0.5	4.3
<b>TERRAL TROPHY</b>	<b>120.5</b>	<b>36.2</b>	<b>90</b>	<b>37</b>	<b>0.3</b>	<b>0</b>	<b>2.3</b>	<b>4.2</b>
<b>TAMO 405</b>	<b>118.3</b>	<b>33.9</b>	<b>87</b>	<b>33</b>	<b>0.5</b>	<b>0</b>	<b>0.3</b>	<b>4.1</b>
99011SBSBSB-45-B-S-B-S2	116.6	36.2	92	39	0.8	0	1.3	4.8
FL99106-H4	116.5	32.5	92	36	0.2	1	0.3	3.8
LA98025BSB-38-B-8-B-S-B-S1	115.6	35.4	92	35	0.3	0	2.5	4.8
<b>TAMO 406</b>	<b>114.6</b>	<b>35.1</b>	<b>92</b>	<b>35</b>	<b>0.7</b>	<b>0</b>	<b>0.8</b>	<b>3.9</b>
FL99153FBS-45-1-B-S-B-S2	114.4	35.1	93	33	0.3	0	3.0	4.2
LA02079-S-B-69-S2	114.2	33.2	85	31	0.3	0	1.3	4.3
FL0048-H23	113.3	33.0	87	32	1.7	0	3.0	4.9
<b>HORIZON 321</b>	<b>113.2</b>	<b>35.9</b>	<b>93</b>	<b>33</b>	<b>0.3</b>	<b>0</b>	<b>0.8</b>	<b>4.8</b>
<b>PLOT SPIKE LA9339</b>	<b>112.4</b>	<b>34.8</b>	<b>93</b>	<b>38</b>	<b>0.3</b>	<b>0</b>	<b>1.8</b>	<b>3.8</b>
LA02030-S-B-171-S2	112.2	33.3	86	38	0.3	0	0.5	4.6
LA02030-S-B-5-S2	112.1	34.1	87	36	1.2	0	0.5	4.8
TX02U7473	111.5	34.4	84	41	0.8	0	0.0	4.0
LA0001BSBS-5-S2-S-B-S2	110.8	35.8	91	31	0.3	0	1.3	4.4
FL0105-H23	105.7	32.9	86	41	1.8	0	0.5	4.8
<b>HORIZON 474</b>	<b>100.8</b>	<b>35.9</b>	<b>89</b>	<b>36</b>	<b>1.2</b>	<b>0</b>	<b>3.0</b>	<b>3.6</b>
<b>BROOKS</b>	<b>81.9</b>	<b>30.3</b>	<b>91</b>	<b>40</b>	<b>2.3</b>	<b>73</b>	<b>1.8</b>	<b>4.3</b>
LAFL9912 NUDA	58.5	38.2	88	48	5.7	0	0.8	4.8
UPF 9950-80-1	38.1	40.0	82	35	1.2	0	0.5	5.4
<b>Mean</b>	<b>111.6</b>	<b>34.6</b>	<b>89</b>	<b>36</b>	<b>0.8</b>	<b>3</b>	<b>1.3</b>	<b>4.4</b>
<b>CV</b>	<b>9</b>	<b>2</b>	<b>1</b>	<b>7</b>	<b>90</b>	<b>78</b>	<b>51</b>	<b>17</b>
<b>LSD</b>	<b>15</b>	<b>2</b>	<b>3</b>	<b>4</b>	<b>1.4</b>	<b>3</b>	<b>1.1</b>	<b>0.8</b>

Baton Rouge and Winnsboro, LA. \* Data from Baton Rouge only.

**Bold** indicates a released (commercial) variety, others are non-released breeding lines.

Lodging and Stem Rust: 0 = none, 9 = severe

Phenotype is a relative 'visual appeal' rating that takes into account plant vigor, diseases, etc. 0 = best.



**Table 25. Oat variety trial across Louisiana for two and three years, 2005, 2006, and 2007.**

Brand / variety	Grain Yield	Test Weight	Heading Day	Plant Height	Lodging Score	Crown Rust	Stem Rust	Pheno type
	bu/a	lbs/bu	day of yr	in	0-9	%	0-9	0-9
<b>TWO-YEAR</b>								
TX02U7682	133.4	33.9	84	36	1.7	0	0.4	3.9
<b>HORIZON 270</b>	<b>125.8</b>	<b>34.0</b>	<b>87</b>	<b>33</b>	<b>0.9</b>	<b>0</b>	<b>1.3</b>	<b>4.2</b>
LA95033D63-1-C-S3	123.6	31.7	88	37	1.3	0	1.8	4.3
LA99016SBSB-98-S	122.4	35.3	87	41	1.1	0	1.3	3.4
FL99212	119.2	32.3	90	39	1.1	0	4.0	4.5
LA02030-S-B-106-S1	117.9	32.6	87	36	1.0	0	1.8	3.8
LA02079-S-B-69-S2	117.7	31.5	83	33	1.3	0	2.1	4.6
LA02030-S-B-5-S2	116.7	33.0	84	37	1.9	0	1.5	4.1
<b>TERRAL TROPHY</b>	<b>114.8</b>	<b>34.7</b>	<b>86</b>	<b>38</b>	<b>2.2</b>	<b>0</b>	<b>3.6</b>	<b>4.1</b>
<b>HORIZON 321</b>	<b>113.1</b>	<b>34.5</b>	<b>91</b>	<b>35</b>	<b>1.3</b>	<b>0</b>	<b>1.6</b>	<b>5.2</b>
LA96006BSB119-1	113.1	33.7	90	41	1.6	0	1.3	4.0
TX02U7473	113.0	33.7	81	42	2.5	0	0.3	4.0
<b>TAMO 405</b>	<b>112.5</b>	<b>33.3</b>	<b>83</b>	<b>33</b>	<b>3.3</b>	<b>0</b>	<b>0.9</b>	<b>3.8</b>
<b>TERRAL SECT LA495</b>	<b>112.1</b>	<b>31.8</b>	<b>90</b>	<b>37</b>	<b>1.8</b>	<b>1</b>	<b>1.8</b>	<b>4.9</b>
FL99201	109.5	32.7	87	42	1.8	0	3.4	4.1
<b>TAMO 406</b>	<b>105.4</b>	<b>33.8</b>	<b>89</b>	<b>37</b>	<b>3.2</b>	<b>0</b>	<b>1.1</b>	<b>3.5</b>
<b>PLOT SPIKE LA9339</b>	<b>103.3</b>	<b>32.9</b>	<b>93</b>	<b>40</b>	<b>1.0</b>	<b>0</b>	<b>1.6</b>	<b>4.1</b>
<b>HORIZON 474</b>	<b>102.1</b>	<b>35.0</b>	<b>86</b>	<b>39</b>	<b>2.5</b>	<b>0</b>	<b>3.3</b>	<b>3.6</b>
<b>BROOKS</b>	<b>80.4</b>	<b>29.7</b>	<b>88</b>	<b>40</b>	<b>4.3</b>	<b>39</b>	<b>3.9</b>	<b>4.5</b>
LAFL9912 NUDA	55.8	38.5	85	48	6.4	0	2.6	4.6
<b>Mean</b>	<b>110.6</b>	<b>33.4</b>	<b>87</b>	<b>38</b>	<b>2.1</b>	<b>2</b>	<b>1.9</b>	<b>4.2</b>
<b>CV</b>	<b>10</b>	<b>3</b>	<b>1</b>	<b>5</b>	<b>45</b>	<b>105</b>	<b>53</b>	<b>14</b>
<b>LSD</b>	<b>13</b>	<b>1</b>	<b>2</b>	<b>2</b>	<b>1.2</b>	<b>ns</b>	<b>1.5</b>	<b>0.7</b>
<b>THREE-YEAR</b>								
<b>HORIZON 270</b>	<b>138.8</b>	<b>34.7</b>	<b>87</b>	<b>39</b>	<b>0.6</b>	<b>0</b>	<b>1.3</b>	<b>4.1</b>
LA95033D63-1-C-S3	131.2	32.5	89	42	1.2	0	1.8	4.4
LA99016SBSB-98-S	125.2	36.1	89	48	1.2	0	1.3	3.7
LA96006BSB119-1	124.6	34.7	90	46	1.5	0	1.3	4.0
<b>TERRAL TROPHY</b>	<b>122.3</b>	<b>35.7</b>	<b>87</b>	<b>44</b>	<b>2.2</b>	<b>0</b>	<b>3.6</b>	<b>3.9</b>
<b>TAMO 405</b>	<b>118.1</b>	<b>33.9</b>	<b>83</b>	<b>37</b>	<b>3.8</b>	<b>0</b>	<b>0.9</b>	<b>3.8</b>
<b>HORIZON 321</b>	<b>114.0</b>	<b>34.9</b>	<b>91</b>	<b>40</b>	<b>2.2</b>	<b>4</b>	<b>1.6</b>	<b>5.1</b>
<b>TAMO 406</b>	<b>110.7</b>	<b>34.6</b>	<b>90</b>	<b>42</b>	<b>4.1</b>	<b>0</b>	<b>1.1</b>	<b>3.6</b>
<b>HORIZON 474</b>	<b>106.9</b>	<b>35.9</b>	<b>86</b>	<b>45</b>	<b>3.1</b>	<b>7</b>	<b>3.3</b>	<b>3.9</b>
<b>PLOT SPIKE LA9339</b>	<b>106.3</b>	<b>33.9</b>	<b>94</b>	<b>45</b>	<b>1.5</b>	<b>1</b>	<b>1.6</b>	<b>4.2</b>
<b>TERRAL SECT LA495</b>	<b>92.5</b>	<b>30.7</b>	<b>91</b>	<b>40</b>	<b>2.8</b>	<b>36</b>	<b>1.8</b>	<b>5.4</b>
<b>BROOKS</b>	<b>63.0</b>	<b>29.3</b>	<b>88</b>	<b>42</b>	<b>4.5</b>	<b>68</b>	<b>3.9</b>	<b>5.6</b>
<b>Mean</b>	<b>113.0</b>	<b>33.9</b>	<b>89</b>	<b>43</b>	<b>2.4</b>	<b>10</b>	<b>1.9</b>	<b>4.3</b>
<b>CV</b>	<b>11</b>	<b>3</b>	<b>1</b>	<b>6</b>	<b>48</b>	<b>28</b>	<b>51</b>	<b>13</b>
<b>LSD</b>	<b>19.5</b>	<b>1.6</b>	<b>2</b>	<b>2</b>	<b>1.3</b>	<b>20</b>	<b>1.6</b>	<b>0.7</b>
Data from: Baton Rouge and Winnsboro for 2005, 2006, and 2007.								
<b>Bold</b> indicates a released (commercial) variety, others are non-released breeding lines.								
Lodging and Stem Rust: 0 = none, 9 = severe								
Phenotype is a relative 'visual appeal' rating that takes into account plant vigor, diseases, etc. 0 = best.								



**Table 26. Oat variety trial Baton Rouge, LA, 2007.**

Brand / variety	Grain Yield	Test Weight	Seed Qual	Wint Stress	Grow Habit	Head Day	Height	Lod Score	Crown Rust	Stem Rust	Phe
	bu/a	lbs/bu	0-9	0-9	0-9	of yr	in	0-9	%	0-9	0-9
LA99016SBSB-98-S	127.3	35.8	2.5	6.5	6.5	92	47	1.0	0	1.0	3.3
FL99201-D29-E1	127.0	33.7	3.0	2.5	5.0	92	47	1.5	0	3.3	4.0
LA02030-S-B-106-S1	124.8	33.3	3.5	6.0	4.0	91	40	1.0	0	1.5	3.5
FL99212-D6	124.1	33.3	2.5	3.5	4.0	92	48	1.0	0	3.0	4.5
LA96006BSB119-1	122.3	34.2	3.0	7.5	4.5	92	47	1.0	0	1.0	4.7
<b>TERRAL SECT LA495</b>	<b>119.6</b>	<b>32.1</b>	<b>4.0</b>	<b>6.5</b>	<b>6.5</b>	<b>94</b>	<b>38</b>	<b>1.0</b>	<b>0</b>	<b>1.0</b>	<b>4.5</b>
<b>HORIZON 270</b>	<b>117.9</b>	<b>33.6</b>	<b>3.0</b>	<b>7.0</b>	<b>5.0</b>	<b>91</b>	<b>36</b>	<b>1.0</b>	<b>0</b>	<b>1.0</b>	<b>4.0</b>
FL99153FBS-45-1-B-S-B-S2	116.1	33.9	2.0	2.5	7.0	93	39	1.0	0	3.0	4.3
TX02U7682	115.6	33.1	3.0	5.5	5.5	90	36	1.0	0	0.3	4.2
<b>TERRAL TROPHY</b>	<b>115.3</b>	<b>35.4</b>	<b>2.0</b>	<b>4.0</b>	<b>5.0</b>	<b>92</b>	<b>45</b>	<b>1.0</b>	<b>0</b>	<b>2.3</b>	<b>3.8</b>
LA02030-S-B-5-S2	113.6	33.2	3.5	6.0	4.5	88	41	1.0	0	0.5	4.5
LA95033D63-1-C-S3	113.6	31.7	3.0	6.5	4.5	93	40	1.0	0	0.5	4.7
LA98025BSB-38-B-8-B-S-B-S1	112.1	35.0	2.0	7.5	6.0	94	42	1.0	0	2.5	4.0
<b>HORIZON 321</b>	<b>111.9</b>	<b>34.9</b>	<b>2.5</b>	<b>7.5</b>	<b>6.0</b>	<b>92</b>	<b>38</b>	<b>1.0</b>	<b>0</b>	<b>0.8</b>	<b>4.7</b>
<b>TAMO 405</b>	<b>111.9</b>	<b>32.5</b>	<b>4.0</b>	<b>6.0</b>	<b>7.0</b>	<b>88</b>	<b>38</b>	<b>1.5</b>	<b>0</b>	<b>0.3</b>	<b>3.7</b>
LA99011SBSBSB-45-B-S-B-S2	111.3	35.0	3.0	7.0	4.0	92	41	1.5	0	1.3	5.2
FL0048-H23	110.7	31.7	3.5	3.0	5.0	89	40	4.0	0	3.0	4.3
TX02U7473	110.2	32.6	3.0	6.0	3.5	87	47	2.0	0	0.0	3.5
LA02079-S-B-69-S2	106.3	31.9	3.5	4.5	6.5	90	36	1.0	0	1.3	4.5
<b>PLOT SPIKE LA9339</b>	<b>105.4</b>	<b>34.4</b>	<b>3.5</b>	<b>4.5</b>	<b>5.0</b>	<b>93</b>	<b>43</b>	<b>1.0</b>	<b>0</b>	<b>1.8</b>	<b>4.0</b>
FL99106-H4	102.1	31.2	2.0	5.5	6.5	93	42	1.0	1	0.3	3.5
<b>TAMO 406</b>	<b>101.7</b>	<b>34.9</b>	<b>3.0</b>	<b>7.0</b>	<b>6.0</b>	<b>92</b>	<b>41</b>	<b>1.0</b>	<b>0</b>	<b>0.8</b>	<b>3.8</b>
LA02030-S-B-171-S2	101.5	32.5	3.5	6.0	4.0	88	44	1.0	0	0.5	4.7
LA0001BSBS-5-S2-S-B-S2	98.4	34.8	4.0	6.5	5.0	91	37	1.0	0	1.3	4.3
<b>HORIZON 474</b>	<b>97.7</b>	<b>33.9</b>	<b>3.5</b>	<b>2.5</b>	<b>6.0</b>	<b>90</b>	<b>41</b>	<b>2.0</b>	<b>0</b>	<b>3.0</b>	<b>3.7</b>
FL0105-H3	94.0	31.3	2.5	3.0	3.5	89	36	2.0	0	0.5	5.0
<b>BROOKS</b>	<b>58.9</b>	<b>26.9</b>	<b>3.0</b>	<b>3.5</b>	<b>5.5</b>	<b>92</b>	<b>48</b>	<b>6.0</b>	<b>73</b>	<b>1.8</b>	<b>5.2</b>
LAFL9912 NUDA	42.3	38.7	2.5	2.0	5.0	90	52	6.0	0	0.8	4.5
UPF9950-80-1	41.6	41.1	2.0	6.5	2.5	83	42	6.0	0	0.5	5.3
<b>Mean</b>	<b>105.4</b>	<b>33.7</b>	<b>3.0</b>	<b>5.3</b>	<b>5.1</b>	<b>91</b>	<b>42</b>	<b>1.8</b>	<b>3</b>	<b>1.3</b>	<b>4.3</b>
<b>CV</b>	<b>10</b>	<b>2</b>	<b>20</b>	<b>13</b>	<b>13</b>	<b>1</b>		<b>23</b>	<b>78</b>	<b>51</b>	<b>9</b>
<b>LSD</b>	<b>12.5</b>	<b>0.9</b>	<b>1.0</b>	<b>1.1</b>	<b>1.1</b>	<b>1</b>		<b>0.8</b>	<b>3</b>	<b>1.1</b>	<b>1.7</b>

Ben Hur Research Farm, Central Research Stations. Steve Harrison, Kelly Arceneaux, and Glenn Schexnayder.  
 Planted 11/21/2006. Harvested 5/12/2007. 0.40 oz/acre Amber herbicide. 0-0-60 preplant fertilizer, 69-0-0-4 topdress N. Very wet January and dry spring.  
**Bold** indicates a released (commercial) variety, others are non-released breeding lines.  
 Seed Quality is a visual rating of seed appearance with 0 being best and 9 worst.  
 Winter Stress is degree of orange/purpling after a very wet January, probably Waterlogging, cold and P-deficiency. 0 = healthy green color and 9 = completely orange or discolored.  
 Lodging and Stem Rust: 0 = none, 9 = severe  
 Growth Habit: 0 is very spring-like - upright February growth; 9 = very winter, prostrate growth habit.  
 Phenotype is a relative 'visual appeal' rating that takes into account plant vigor, diseases, etc. 0 = best, average of 3 ratings.



Table 27. Oat variety trial Winnsboro, LA, 2007.

Brand / variety	Grain Yield bu/a	Test Weight lbs/bu	Head Day of yr	Height in	Lodging Score 0-9	Phenotype 0-9
TX02U7682	142.4	35.5	85	33	0.5	5.0
FL99201-D29-E1	137.1	34.3	87	37	0.0	4.0
FL99212-D6	133.6	35.2	92	35	0.0	4.5
LA02030-S-B-106-S1	133.3	34.1	85	33	0.0	4.0
LA99016SBSB-98-S	133.1	37.1	88	36	0.0	3.5
<b>HORIZON 270</b>	<b>132.3</b>	<b>36.3</b>	<b>87</b>	<b>28</b>	<b>0.0</b>	<b>5.0</b>
<b>TAMO 406</b>	<b>131.9</b>	<b>35.4</b>	<b>92</b>	<b>32</b>	<b>0.5</b>	<b>4.0</b>
FL99106-H4	130.9	34.1	92	34	0.0	4.0
LA95033D63-1-C-S3	128.2	32.7	92	36	0.0	4.0
<b>TERRAL TROPHY</b>	<b>125.7</b>	<b>37.0</b>	<b>88</b>	<b>33</b>	<b>0.0</b>	<b>4.5</b>
<b>TAMO 405</b>	<b>124.6</b>	<b>35.3</b>	<b>85</b>	<b>31</b>	<b>0.0</b>	<b>4.5</b>
<b>TERRAL SECT LA495</b>	<b>124.0</b>	<b>33.7</b>	<b>92</b>	<b>33</b>	<b>0.0</b>	<b>4.5</b>
LA0001BSBS-5-S2-S-B-S2	123.2	36.8	90	29	0.0	4.5
LA02030-S-B-171-S2	122.9	34.2	83	36	0.0	4.5
LA02079-S-B-69-S2	122.0	34.5	81	29	0.0	4.0
LA99011SBSBSB-45-B-S-B-S2	121.3	37.4	92	39	0.5	4.5
LA96006BSB119-1	121.3	35.0	88	36	0.5	4.5
LA98025BSB-38-B-8-B-S-B-S1	120.3	35.9	90	31	0.0	5.5
<b>PLOT SPIKE LA9339</b>	<b>119.4</b>	<b>35.3</b>	<b>92</b>	<b>35</b>	<b>0.0</b>	<b>3.5</b>
FL0105-H3	117.4	34.5	83	43	1.8	4.5
FL0048-H23	116.8	34.7	85	29	0.5	5.5
<b>HORIZON 321</b>	<b>114.5</b>	<b>36.9</b>	<b>94</b>	<b>31</b>	<b>0.0</b>	<b>5.0</b>
TX02U7473	113.2	36.8	81	38	0.5	4.5
FL99153FBS-45-1-B-S-B-S2	112.8	36.4	92	31	0.0	4.0
<b>BROOKS S CHECK</b>	<b>112.5</b>	<b>34.8</b>	<b>90</b>	<b>36</b>	<b>0.5</b>	<b>3.5</b>
LA02030-S-B-5-S2	110.5	35.0	85	34	1.3	5.0
<b>HORIZON 474</b>	<b>104.0</b>	<b>37.9</b>	<b>88</b>	<b>34</b>	<b>1.0</b>	<b>3.5</b>
LAFL9912 NUDA	74.7	37.7	85	46	5.5	5.0
UFRGS 995580-1	34.7	38.9	81	32	0.0	5.5
<b>Mean</b>	<b>118.3</b>	<b>35.7</b>	<b>88</b>	<b>34</b>	<b>0.4</b>	<b>4.4</b>
<b>CV</b>	<b>7</b>	<b>3</b>	<b>2</b>	<b>7</b>	<b>184</b>	<b>22</b>
<b>LSD</b>	<b>10.4</b>	<b>1.2</b>	<b>2</b>	<b>4</b>	<b>1.0</b>	<b>NS</b>

H.J. 'Rick' Mascagni, Dustin Strickland, Bubba Bell, and Boyd Padgett.

Macon Ridge Research Station. Gigger silt loam. Soybeans previous crop. Planted 11/2/2006. Harvested 5/21/2007. 0.4 oz/acre Amber herbicide. 6-15-40 preplant fertilizer. 60-0-0 topdress on 2/6/2007. No disease pressure, very dry spring.

**Bold** indicates a released (commercial) variety, others are non-released breeding lines.

Lodging and Stem Rust: 0 = none, 9 = severe

Phenotype is a relative 'visual appeal' rating that takes into account plant vigor, diseases, etc. 0 = best, average of 3 ratings.



**Table 28. Oat Prelim-A across Baton Rouge and Winnsboro, LA for 2007.**

Brand / variety	Grain Yield	Test Wt	Seed Qual	Wint Stress	Grow Habit	Head Day	Ht	Lod Score	Crown Rust %	Stem Rust	Phe	Unif
	bu/a	lbs/bu	0-9	0-9	0-9	of yr	in	0-9	%	0-9	0-9	0-9
FL99153FBS-45-1-B-S-B-S1-B-S1	120.6	37.0	2.5	6.0	5.5	88	34	1.0	0	1.5	3.5	1.5
LA03046SBS7-B-S1	119.2	34.1	3.5	4.5	6.0	85	37	1.0	0	1.0	3.1	1.0
LA99016SBSB-98-SBS2-B-B-S3	118.0	35.3	2.5	5.0	6.5	88	44	1.0	0	1.0	3.3	1.0
LA03029SBSB-S1	115.6	33.9	4.0	6.5	5.0	88	38	1.0	0	0.5	4.4	1.5
LA97006GSB-59-2-4-SBS1	114.7	34.5	3.0	5.5	4.5	88	37	1.0	0	1.5	2.9	1.0
<b>TERRAL SECT'T LA495</b>	<b>112.1</b>	<b>32.8</b>	<b>3.5</b>	<b>5.5</b>	<b>7.0</b>	<b>91</b>	<b>37</b>	<b>1.0</b>	<b>3</b>	<b>1.0</b>	<b>4.3</b>	<b>1.0</b>
LA02030SBSBSB-S1	112.0	32.8	3.5	5.5	4.0	84	43	2.0	0	0.0	3.9	2.5
<b>PLOT SPIKE LA9339</b>	<b>111.1</b>	<b>34.7</b>	<b>2.5</b>	<b>4.0</b>	<b>5.0</b>	<b>91</b>	<b>41</b>	<b>1.0</b>	<b>0</b>	<b>1.5</b>	<b>3.4</b>	<b>1.5</b>
<b>HORIZON 270</b>	<b>110.2</b>	<b>34.1</b>	<b>2.5</b>	<b>6.5</b>	<b>5.0</b>	<b>88</b>	<b>36</b>	<b>1.0</b>	<b>0</b>	<b>1.0</b>	<b>4.1</b>	<b>1.5</b>
LA99011SBSBSB-45-----S1	109.6	36.6	3.0	6.0	5.0	89	35	2.0	0	2.0	3.4	1.0
LA02030SBSBSB-S3	109.3	32.7	3.0	5.5	4.0	84	42	2.0	0	1.0	3.9	2.0
LA02029SBSBS48	109.2	35.7	2.0	6.0	4.0	87	45	1.0	0	1.0	3.4	1.0
LA02061-S-B-202-S1-B-S	108.8	32.2	3.0	4.5	5.0	86	34	1.0	0	1.0	5.0	2.0
LA02065-S-B-94-S1-B-S4	107.1	33.2	3.5	5.5	7.0	87	37	1.0	0	1.0	4.1	1.5
LA02061-S-C-S8	101.3	32.2	4.0	5.0	5.0	85	38	2.5	0	1.0	4.1	2.5
FL0206FSB-34-S2	100.1	35.3	2.5	5.0	3.5	85	41	3.0	0	0.0	4.6	3.0
<b>TERRAL TROPHY</b>	<b>99.6</b>	<b>35.9</b>	<b>2.0</b>	<b>4.0</b>	<b>5.0</b>	<b>89</b>	<b>41</b>	<b>1.5</b>	<b>0</b>	<b>3.5</b>	<b>3.0</b>	<b>1.0</b>
LA02018SBSBS5-B-S1	92.9	35.3	3.5	3.0	4.0	87	42	3.5	0	1.0	2.9	1.0
<b>BROOKS</b>	<b>89.3</b>	<b>31.4</b>	<b>2.5</b>	<b>3.0</b>	<b>6.0</b>	<b>89</b>	<b>46</b>	<b>5.5</b>	<b>75</b>	<b>2.0</b>	<b>4.8</b>	<b>1.0</b>
FL99153DSB-42-B-S-B-S1-B-S2	88.2	38.7	1.0	6.0	5.0	84	39	6.5	0	3.0	3.8	3.0
FL0121FSBSBSB-S4	87.4	34.9	4.0	3.5	4.0	88	42	3.0	0	0.0	3.9	1.5
<b>Mean</b>	<b>106.6</b>	<b>34.4</b>	<b>2.9</b>	<b>5.0</b>	<b>5.0</b>	<b>87</b>	<b>39</b>	<b>2.0</b>	<b>4</b>	<b>1.2</b>	<b>3.8</b>	<b>1.6</b>
<b>CV</b>	<b>10</b>	<b>2</b>	<b>22</b>	<b>10</b>	<b>6</b>	<b>1</b>		<b>28</b>	<b>48</b>	<b>52</b>	<b>14</b>	<b>64</b>
<b>LSD</b>	<b>19.9</b>	<b>1.5</b>	<b>1.1</b>	<b>0.9</b>	<b>0.5</b>	<b>1</b>		<b>1.0</b>	<b>3</b>	<b>1.1</b>	<b>0.8</b>	<b>1.7</b>

**Bold** indicates a released (commercial) variety, others are non-released breeding lines.

Seed Quality is a visual rating of seed appearance with 0 being best and 9 worst.

Winter Stress is degree of orange/purpling after a very wet January, probably Waterlogging, cold and P-deficiency. 0 = healthy green color and 9 = completely orange or discolored.

Lodging and Stem Rust: 0 = none, 9 = severe

Growth Habit: 0 is very spring-like - upright February growth; 9 = very winter, prostrate growth habit.

Phenotype is a relative 'visual appeal' rating that takes into account plant vigor, diseases, etc. 0 = best, average of 3 ratings.



**Table 29. Oat Prelim-B at Baton Rouge, LA, 2007.**

Brand / variety	Grain		Seed	Wint	Grow	Head	Lod	Crown	Stem	Phe	
	Yield	Test Wt	Qual	Stress	Habit	Day					Ht
	bu/a	lbs/bu	0-9	0-9	0-9	of yr	in	0-9	%	0-9	0-9
FL99065-D13-E4	125.5	31.6	3.0	5.5	5.5	90	47	1.5	0	1.0	4.0
<b>HORIZON 270</b>	<b>115.6</b>	<b>34.5</b>	<b>2.5</b>	<b>7.0</b>	<b>4.0</b>	<b>88</b>	<b>39</b>	<b>1.0</b>	<b>0</b>	<b>1.0</b>	<b>3.3</b>
<b>SECT LA495</b>	<b>111.5</b>	<b>32.4</b>	<b>3.5</b>	<b>5.5</b>	<b>6.5</b>	<b>89</b>	<b>39</b>	<b>1.0</b>	<b>0</b>	<b>1.5</b>	<b>4.8</b>
<b>LA9339</b>	<b>111.2</b>	<b>34.9</b>	<b>3.5</b>	<b>4.0</b>	<b>5.0</b>	<b>90</b>	<b>43</b>	<b>1.0</b>	<b>0</b>	<b>3.0</b>	<b>3.5</b>
FL99175-P13	108.1	34.1	2.5	4.0	5.5	90	47	1.0	0	2.0	3.5
LA9915SBSBSB-41-B	108.0	34.4	2.0	6.0	6.5	91	51	2.0	0	2.5	4.0
FL99181-J12	105.5	29.3	2.0	6.0	3.5	92	51	1.0	0	2.0	3.5
<b>LA99016SBSB-98-S</b>	<b>100.7</b>	<b>36.6</b>	<b>2.0</b>	<b>5.0</b>	<b>6.0</b>	<b>88</b>	<b>48</b>	<b>1.0</b>	<b>0</b>	<b>1.0</b>	<b>3.0</b>
LA03063SBSBSB-S1	99.0	33.9	3.0	5.5	4.0	84	46	2.0	0	1.0	4.0
FL99113-J1	97.6	31.4	5.5	3.0	4.5	85	34	4.5	0	1.0	3.5
LA99017SBSBSB-119-B-S-B-S2-B-S2-F	95.7	32.8	3.0	6.5	5.5	88	46	1.0	0	2.0	3.5
FL0206FSB-34-S2-B-S2	94.8	33.2	3.5	5.5	3.0	87	48	2.0	0	0.0	3.5
FL99175-H3	93.2	35.1	3.0	6.5	5.5	93	50	1.5	0	3.5	4.0
LA03046SBS7-B-S1-B-S3	91.1	33.4	4.5	3.0	6.5	87	41	2.5	0	0.5	2.8
LA03046SBS7-B-S1-B-S2	90.1	34.7	3.0	5.0	7.0	87	40	1.0	0	0.5	3.8
FL0023-E10-H1-J5	85.6	31.5	3.5	4.0	5.0	90	46	2.0	0	1.0	4.3
FL03146BSB-S4	85.3	32.3	4.5	3.0	5.5	84	37	1.0	0	1.0	3.8
LA03039SBSBSB-S2	83.2	34.3	3.0	4.0	5.0	88	50	3.0	0	2.5	4.3
LA04013SBSB-S3	82.8	31.3	3.5	4.0	6.0	86	41	2.0	0	1.0	3.0
FL0047-J5	82.0	34.5	3.0	3.0	6.5	90	42	2.5	0	0.5	4.0
FL99065FS-37-1-C-B-S1-B-S1	81.7	31.1	2.5	6.0	7.0	93	45	3.0	0	2.0	4.8
FL03001BSB-S6	80.3	36.3	3.0	4.5	2.5	84	43	5.0	0	0.5	4.3
FL03001BSB-S9	78.1	32.5	3.5	5.0	2.0	90	49	3.0	0	0.5	5.3
FL03192-FLID-B-S1	77.2	32.7	2.5	2.5	6.0	91	54	1.5	0	2.5	4.5
FL03042BSB-S5	71.7	35.9	2.5	3.0	4.0	83	55	7.0	0	2.0	3.5
QR1860BSB-S2	70.2	32.8	4.0	3.0	4.5	87	46	7.0	0	1.5	3.5
LA03060SBSBSB-S7	69.3	33.3	4.0	4.0	2.0	84	49	4.0	0	1.0	4.8
LA02079SBSBS46-B-S2-B-S	64.4	33.3	3.0	6.5	4.5	85	44	1.5	0	1.5	3.8
LA0008BI-H4	54.0	34.5	2.5	5.0	8.0	91	51	3.5	0	2.0	4.3
<b>BROOKS</b>	<b>42.1</b>	<b>28.2</b>	<b>3.0</b>	<b>3.0</b>	<b>6.0</b>	<b>89</b>	<b>49</b>	<b>6.5</b>	<b>70</b>	<b>2.5</b>	<b>6.5</b>
<b>Mean</b>	<b>88.5</b>	<b>33.2</b>	<b>3.2</b>	<b>4.6</b>	<b>5.1</b>	<b>88</b>		<b>2.6</b>	<b>2</b>	<b>1.5</b>	<b>4.0</b>
<b>CV</b>	<b>12</b>	<b>2</b>	<b>23</b>	<b>13</b>	<b>12</b>	<b>1</b>		<b>28</b>	<b>111</b>	<b>48</b>	<b>10</b>
<b>LSD</b>	<b>18.3</b>	<b>1.0</b>	<b>1.2</b>	<b>1.0</b>	<b>1.0</b>	<b>1</b>		<b>1.2</b>	<b>4</b>	<b>1.2</b>	<b>0.7</b>

Ben Hur Research Farm, Central Research Stations. Steve Harrison, Kelly Arceneaux, and Glenn Schexnayder.

Planted 11/21/2006. Harvested 5/12/2007. 0.40 oz/acre Amber herbicide. 0-0-60 preplant fertilizer, 69-0-0-4 topdress N. Very wet January and dry spring.

**Bold** indicates a released (commercial) variety, others are non-released breeding lines.

Seed Quality is a visual rating of seed appearance with 0 being best and 9 worst.

Winter Stress is degree of orange/purpling after a very wet January, probably Waterlogging, cold and P-deficiency. 0 = healthy green color and 9 = completely orange or discolored.

Lodging and Stem Rust: 0 = none, 9 = severe

Growth Habit: 0 is very spring-like - upright February growth; 9 = very winter, prostrate growth habit.

Phenotype is a relative 'visual appeal' rating that takes into account plant vigor, diseases, etc. 0 = best, average of 3 ratings.

**2006-07 USDA Uniform Winter Oat Yield Nursery at Baton Rouge, LA.**

Cooperator: S Harrison, K. Arceneaux, G Schexnayder		No. Reps: 3		Plot size (ft2): 70		Planted: 11/21/06		Harvested: 5/12/2007			
Entry	Designation	Grain Yield bu/A	Test weight lb/bu	Growth Habit 0-9	Wint Stress 0-9	Head date of yr	Plant Height in.	Lod ging 0-9	Crown rust %	Stem rust 0-9	Pheno type 0-9
7	FL99201-D29-E1	134.9	33.3	4.5	4.0	90	52	1.0	0	3.0	3.8
11	LA99016SBSB-98-S	133.9	34.9	4.5	7.0	91	50	1.0	0	1.3	3.5
12	LA9917SBSBSB-31-B-S-B-S1	127.3	35.0	5.5	7.0	93	52	1.0	0	1.0	3.8
14	LA99017SBSBSB-275-C-B-S2	126.5	34.3	5.5	6.5	93	52	1.0	0	0.8	4.0
15	LA9911SBSBSB-45-B-S-B-	124.6	35.1	3.0	7.5	93	43	1.0	0	0.5	5.3
6	FL99212-D6	121.6	32.2	3.0	3.5	92	44	1.0	0	3.3	4.8
22	TX02U7682	120.8	32.3	4.0	7.0	87	43	1.0	0	0.5	3.8
4	HORIZON 321	120.4	34.9	4.5	7.5	93	40	1.5	0	0.8	5.3
5	FL99153FBS-45-1-B-S-B-	118.3	34.8	6.0	2.0	93	46	1.0	0	1.8	3.3
24	TX02U7325	117.1	30.4	5.5	3.0	86	40	2.0	0	0.3	3.8
13	LA02030-S-B-5-S2	113.0	32.9	3.5	7.5	88	46	1.0	0	0.5	3.7
10	FL99106-H4	109.1	31.9	6.0	7.0	93	44	1.0	2	0.5	3.7
17	NC02-8057	107.2	34.5	7.5	2.0	93	43	1.0	2	2.8	4.0
23	TX02U7473	106.7	32.3	3.5	6.5	87	49	1.5	0	0.0	3.8
3	Harrison	105.4	34.0	5.5	2.5	91	47	2.5	0	6.0	4.0
19	NC02-8342	104.6	30.6	6.0	2.5	93	39	1.0	3	4.8	5.2
2	TAM-O-397	101.9	30.7	5.0	7.0	91	47	1.0	0	0.5	3.8
8	FL0048-H23	101.3	31.7	5.0	4.0	89	37	4.5	0	4.8	4.2
1	Rodgers	100.4	30.3	6.0	3.0	94	47	1.0	9	4.5	4.7
16	NC02-8037	96.6	33.0	8.0	3.0	93	42	1.0	2	4.3	4.2
9	FL0105-H3	91.5	30.5	3.5	3.5	88	48	1.5	0	0.5	4.8
18	NC02-8331	89.6	30.0	7.0	3.5	94	35	1.0	1	6.5	5.7
21	SC010909	71.5	27.8	6.5	2.5	94	49	2.0	5	3.3	4.3
20	SC010907	63.5	28.6	6.5	3.5	94	48	1.0	2	2.0	4.5
	<b>Mean</b>	<b>108.7</b>	<b>32.3</b>	<b>5.2</b>	<b>4.7</b>	<b>91</b>	<b>45</b>	<b>1.4</b>	<b>1</b>	<b>2.2</b>	<b>4.3</b>
	<b>CV</b>	<b>6</b>	<b>2</b>	<b>11</b>	<b>14</b>	<b>1</b>		<b>38</b>	<b>212</b>	<b>42</b>	<b>11</b>
	<b>LSD</b>	<b>9.0</b>	<b>0.8</b>	<b>1.0</b>	<b>1.2</b>	<b>0.9</b>		<b>0.9</b>	<b>3.2</b>	<b>1.6</b>	<b>0.8</b>
<b>Comments: Please include here growing conditions during the year.</b>											
Very warm winter. Very wet Janaury (12") and dry spring											
Light and relatively non-virulent crown rust and heavy stem rust.											
Stem Rust is the average of two ratings.											
GroHa is amount of growth in February where 0 = very upright spring and 9 = very prostrate winter.											
Winter Stress is a visual rating of degree of red/purpling taken on Feb 11, after a very wet January. 0 = dark green with no discoloration; 5 = mostly green with some discoloration; 9 = completely orange foliage with no green tissue. Probably a combination of waterlogging, cold, and P-deficiency. Very striking differences.											
PHE Phenotype: 0 = excellent visual appearance; 5 = average; 9 = very poor; average of 3 ratings across spring.											
0.35 oz/acre Amber herbicide plus Harmony Extra. 0-0-60 preplant fertilizer, 46-0-0 + 23-0-0-4 topdress N 2/6 & 2/19/07.											

Appendix A. Entries in the 2007 Louisiana Agricultural Experiment Station Small Grain Performance Trials.

<u>Brand</u>	<u>Line/Variety</u>	<u>Originating Agency</u>
<u>WHEAT</u>		
AgriPro-Coker	Beretta, Coker 9553, D02-8486, Magnolia, Panola.....	Syngenta Seeds, Inc. 778 CR 680 Bay, AR 72411
AGS	AGS 2000, 2010, 2060 .....	Ag South Genetics P.O. Box 72246 Albany, GA 31708
AR	Pat.....	Arkansas Agric. Expt. Stn. Dept. of Agronomy University of Arkansas Fayetteville, AR 72701
Croplan	Croplan 8302, 8309.....	Croplan Genetics 301 Crocker Rd. Choudrant, LA 71227
Delta Grow	Delta Grow 1600, 5200.....	Delta Grow Seed P.O. Box 219 England, AR 72046
Dixie	Dixie 989.....	Cache River Valley Seed P.O. Box 10 Cash, AR 72421
Delta King	DK 9577, GR 9108, XTJ 724, XTJ 730, XTJ 732 .... XTJ 734	Delta King Seed P.O. Box 970 McCrary, AR 72101
GA	All numbered GA/UGA lines.....	Georgia Agric. Expt. Stn. Crop & Soil Science - UGA 1109 Experiment St. Griffin, GA 30223
LA	All numbered LA lines.....	Louisiana Agric. Expt. Stn. Agronomy Dept. - LSU Baton Rouge, LA 70803

Appendix A. Entries in the 2007 Louisiana Agricultural Experiment Station Small Grain Performance Trials.

<u>Brand</u>	<u>Line/Variety</u>	<u>Originating Agency</u>
<u>WHEAT</u>		
Pioneer	26R61, 26R87.....	Pioneer Hi-Bred Int. 600 Boulevard South Huntsville, AL 35802
Terral	LA482, LA841, TV8466, TV8558, TVX81170.....	Terral Seed Inc. P.O. Box 826 Lake Providence, LA 71254
USG	USG 3209, 3295, 3477, 3592, 3706, 3X633.....	UniSouth Genetics, Inc. 2640-C Nolensville Road Nashville, TN 37211
VA	VA02W-370, VA02W-555.....	Virginia PI & State University EVAREC 2229 Menokin Road Warsaw, VA 22572

Appendix A. Entries in the 2007 Louisiana Agricultural Experiment Station Small Grain Performance Trials.

<u>Brand</u>	<u>Line/Variety</u>	<u>Originating Agency</u>
<u>OATS</u>		
FL	All Numbered FL lines, UFRGS 995580-1.....	North Florida Res. & Ed. Center 155 Research Road Quincy, FL 32351
LA	All Numbered LA lines.....	Louisiana Agric. Expt. Stn. Agronomy Dept. - LSU Baton Rouge, LA 70803
NC State	Brooks.....	North Carolina Agric. Expt. Stn. Crop Science Department North Carolina State University Raleigh, NC 27695
Plantation	Horizon 270, 321, 474.....	Plantation Seed P.O. Box 398 Newton, GA 39870
Plot Spike	LA9339.....	Ragan & Massey, Inc. 100 Ponchatoula Parkway Ponchatoula, LA 70454
Terral	Secretariat LA495, Trophy.....	Terral Seed Inc. P.O. Box 826 Lake Providence, LA 71254
TAMO/TX	TAMO 405, TAMO 406, TX02U7473..... TX02U7682	Texas Agric. Expt. Stn. Dept. of Crops & Soils Texas A&M Univ. College Station, TX 77843