

*Performance of Grain Sorghum  
Hybrids in Louisiana 2011*



**LAES Research  
Summary No. 192  
December 2011**

# Performance of Grain Sorghum Hybrids in Louisiana 2011

*LAES Research Summary No. 192*

This publication and the research reported herein were supported in part by checkoff funds from the  
LOUISIANA SOYBEAN AND GRAIN RESEARCH AND PROMOTION BOARD.

This support is greatly appreciated.



LOUISIANA STATE UNIVERSITY AGRICULTURAL CENTER  
*William B. Richardson, Chancellor*

LOUISIANA AGRICULTURAL EXPERIMENT STATION  
*John Russin, Vice Chancellor and Director*

LOUISIANA COOPERATIVE EXTENSION SERVICE  
*Paul Coreil, Vice Chancellor and Director*

*The Louisiana State University Agricultural Center and the Louisiana Agricultural Experiment Station provide equal opportunities in programs and employment.*

## **Performance of Grain Sorghum Hybrids in Louisiana, 2011**

**H.J. “Rick” Mascagni, Jr., Kelly Arceneaux, Brooks Blanche, Millie Deloach, Jacob Fluitt, Dustin Harrell, Steve Harrison, Clayton Hollier, John Kruse, Rogers Leonard, James Leonards, Boyd Padgett, Ron Regan, and Sarah Sterling**

Performance of grain sorghum hybrids is annually evaluated by Louisiana Agricultural Experiment Station (LAES) researchers. The purpose of these trials is to provide to Louisiana growers, seedsmen, county agents of the Louisiana Cooperative Extension Service (LCES) and other interested individuals and organizations with unbiased performance data for commercial grain sorghum hybrids submitted for evaluation by private agencies. Results from these trials are used by the LCES for recommending hybrids.

The cooperating LAES units in 2011 were: Dean Lee Research Station, Alexandria; Central Research Station, Baton Rouge; Red River Research Station, Bossier City; Rice Research Station, Crowley; Northeast Research Station, St. Joseph; and Northeast Research Station-Macon Ridge Branch, Winnsboro. Data from the trial at the Red River Research Station is not reported due to very high variability among plots.

### **PROCEDURES**

In 2011, 10 grain sorghum hybrids were entered in the LAES yield trials. Soil type, cultural practices, location summaries and weather graphs are listed prior to data tables for each location. In weather graphs, maximum and minimum temperatures are weekly averages and rainfall weekly totals. Trials were not irrigated, except at St. Joseph, where only one furrow-irrigation was applied. Seed were treated with Concept and Gaucho or similar product. Recommended AgCenter cultural practices were followed at each location.

The experimental design at each location was a randomized complete block design with four replications. Traits measured and rating scales are listed in Table 1. Analysis of variance and least significant differences (LSD) were computed using SAS (Statistical Analysis System). We used the protected F-test, which means LSD's were calculated only if differences among hybrids existed at the 90% confidence level. If differences were significant, an LSD at the 10% probability level was calculated. If the LSD(0.10) for yield in a trial is 400 lb/acre, there is a 10% chance that two hybrids with a reported yield difference of 400 lb/acre are genetically equal and a 90% probability they have differences in genetic

---

H.J. “Rick” Mascagni, Jr., Professor and Coordinator, Northeast Research Station, St. Joseph, LA 71366; Kelly Arceneaux and Steve Harrison, Research Associate and Professor, School of Plant, Environmental and Soil Sciences, Baton Rouge, LA 70803; Brooks Blanche, John Kruse, and Millie Deloach, Assistant Professor, Assistant Professor/Specialist, and Research Associate, Dean Lee Research Station, Alexandria, LA 71302; Dustin Harrell, Jacob Fluitt, James Leonards, and Ron Regan, Associate Professor and Research Associates, Rice Research Station, Crowley, LA 70527; Clayton Hollier, Professor, Department of Plant Pathology and Crop Physiology, Baton Rouge, LA 70803; Rogers Leonard and Boyd Padgett, Professors, Macon Ridge Research Station, Winnsboro, LA 71295; Sarah Sterling, Research Associate, Red River Research Station, Bossier City, LA 71113;

potential in that particular environment. LSD values are influenced by how well soil fertility, stand establishment, plot length, harvest efficiency and other variables are controlled and by number of replications for each hybrid or treatment. The letters NS are used in the text and tables to indicate lack of significance (**not significantly different**) at the 10% probability level. The coefficient of variation (CV) reflects the magnitude of experimental error (random variation not accounted for by hybrids and replications) in relation to the trial mean. A high CV means that relative differences among hybrids were not consistent among replications, which reduces the precision of a test.

Table 1. Traits and rating scales for LAES grain sorghum performance trials.

| <b>Trait</b>         | <b>Abbreviation</b> | <b>Description</b>   |
|----------------------|---------------------|--|
| Yield                | 2011 Yield          | Grain yield @ 14% harvest grain moisture, lb/a (2011)  |
| 2-Year yield average | 2-yr avg            | Average grain yield for 2010 and 2011, lb/a  |
| Grain moisture       | Gr Mo               | Grain moisture at harvest, %   |
| Test weight          | Test wt             | Volume weight of grain, lb/bu  |
| Heading date         | Mid-head            | Date of head emergence in 50% of plants, days after planting (DAP)   |
| Plant height         | Plant ht            | Plant height from ground to top of head, inches (in)   |
| Head exertion        | Head exert          | Distance between flag leaf and base of head, inches (in)   |
| Head type            | Head type           | Head type is a measure of head architecture, with ratings of 1-5; 1-compact, 3-intermediate, and 5-open              |
| Anthracnose Blight   | Anth                | Rating of anthracnose symptoms on foliage and stems; where a '0' indicates none and a '9' indicates severe symptoms. |
| Bird damage          | Bird                | Average percent of head damaged, %   |

## RESULTS

Yield data and other agronomic data for each location are presented in Tables 2-6. Yields for 2011 and two-year yield averages (2010 and 2011) are presented in the data tables. Yields for the hybrids in the highest-yielding group for 2011 (yields falling within one LSD value) are in bold print. Hybrids in bold print with a single asterisk are in the highest-yielding group for both 2010 and 2011. A location summary, soil type, cultural practices and weather information are listed prior to data tables for each location. Yield summary across Louisiana for 2011 is presented in Table 7 and participating seed companies are listed in Table 8.

For additional information on grain sorghum trials, please contact Dr. Rick Mascagni, Northeast Research Station, P.O. Box 438, St. Joseph, LA 71366 (Ph: 318-766-3769; Fax: 318-766-4278; e-mail: [hmascagni@agcenter.lsu.edu](mailto:hmascagni@agcenter.lsu.edu)); or the coordinator at a specific location (Dr. Dustin Harrell, Rice Research Station, Crowley, Ph: 337-788-7531, Fax: 337-788-7553, e-mail: [dharrell@agcenter.lsu.edu](mailto:dharrell@agcenter.lsu.edu); Ms Sarah Sterling, Red River Research Station, Bossier City; Ph: 318-741-7430, Fax 318-741-7433, e-mail: [ssterling@agcenter.lsu.edu](mailto:ssterling@agcenter.lsu.edu) ; Dr. Steve Harrison, Central Station, Baton Rouge; Ph:225-578-1308, Fax 225-578-1403, e-mail: [sharrison@agcenter.lsu.edu](mailto:sharrison@agcenter.lsu.edu))



Table 2. Performance of grain sorghum hybrids at Alexandria, 2011.

| Brand/hybrid            | 2011<br>Yield <sup>1</sup><br>lb/a | 2-yr<br>avg <sup>2</sup><br>lb/a | Mid-<br>head<br>DAP | Plant<br>ht<br>in     | Head<br>type<br>1-5 | Head<br>exert<br>in |
|-------------------------|------------------------------------|----------------------------------|---------------------|-----------------------|---------------------|---------------------|
| <b>Pioneer 84G62*</b>   | <b>8,920</b>                       | 7,445                            | 66                  | 48                    | 3                   | 3                   |
| <b>DEKALB DKS53-67*</b> | <b>8,493</b>                       | 7,111                            | 64                  | 50                    | 3                   | 1                   |
| DEKALB DKS49-45         | <b>8,490</b>                       | 6,451                            | 66                  | 51                    | 3                   | 4                   |
| <b>Terral TV96H81*</b>  | <b>8,328</b>                       | 6,896                            | 62                  | 50                    | 2                   | 3                   |
| Terral TV93S16          | 8,159                              | -                                | 61                  | 53                    | 3                   | 5                   |
| Dyna-Gro 771B           | 8,039                              | 6,413                            | 60                  | 48                    | 4                   | 4                   |
| Terral TV96H95          | 7,955                              | 6,512                            | 61                  | 50                    | 5                   | 3                   |
| Dyna-Gro 772B           | 7,934                              | -                                | 62                  | 46                    | 5                   | 2                   |
| Terral TV94S91          | 7,567                              | -                                | 62                  | 47                    | 2                   | 3                   |
| Dyna-Gro 780B           | 7,450                              | 6,618                            | 65                  | 49                    | 1                   | 3                   |
| <b>Average</b>          | <b>8,142</b>                       |                                  | <b>63</b>           | <b>49</b>             | <b>3</b>            | <b>3</b>            |
| <b>CV,%</b>             | <b>6</b>                           |                                  | <b>2</b>            | <b>8</b>              | <b>40</b>           | <b>65</b>           |
| <b>LSD (0.10)</b>       | <b>621</b>                         |                                  | <b>3</b>            | <b>NS<sup>3</sup></b> | <b>NS</b>           | <b>NS</b>           |

<sup>1</sup>Yields in bold denote hybrids that are in the highest-yielding group in 2011.

<sup>2</sup>Hybrids in bold with an asterisk (\*) were in the highest-yielding group in both years, 2010 and 2011.

<sup>3</sup>NS = Non-significant at the 0.10 probability level

## Grain Sorghum Performance at the Central Research Station - Baton Rouge

### Location Summary

Rainfall was low in May and June (see below). Yields ranged from 3,847 to 5,743 lb/a (Table 3). There were no two-year yield averages for 2010 and 2011, because data was not available in 2010. Five hybrids fell into the highest-yielding group in 2010. Harvest grain moistures ranged from 18.7 to 23.9%. Anthracnose symptoms appeared in all the hybrids, with ratings ranging from 2 to 7. However, there did not appear to be a significant correlation between yield and anthracnose ratings, with the top yielders having relatively high Anthracnose scores.

Soil Type.....Commerce silty clay loam  
 Row Spacing.....30 inches  
 Seeding Rate.....5 seed/ft  
 Previous Crop.....Soybeans  
 Planting Date.....May 2  
 Fertilization.....  
     At planting: 150-25-25 (70 gal of 20-3-3)  
 Herbicides....Pre-emerge: Atrazine @ 2 qt/a +  
                   Ignite @ 1 qt/a;  
 Insecticides.....  
     At planting: Lorsban @ 12 lb/a (In-furrow);  
     Flowering: Pounce @ 2 oz/a (midge);  
 Harvest Date.....August 16

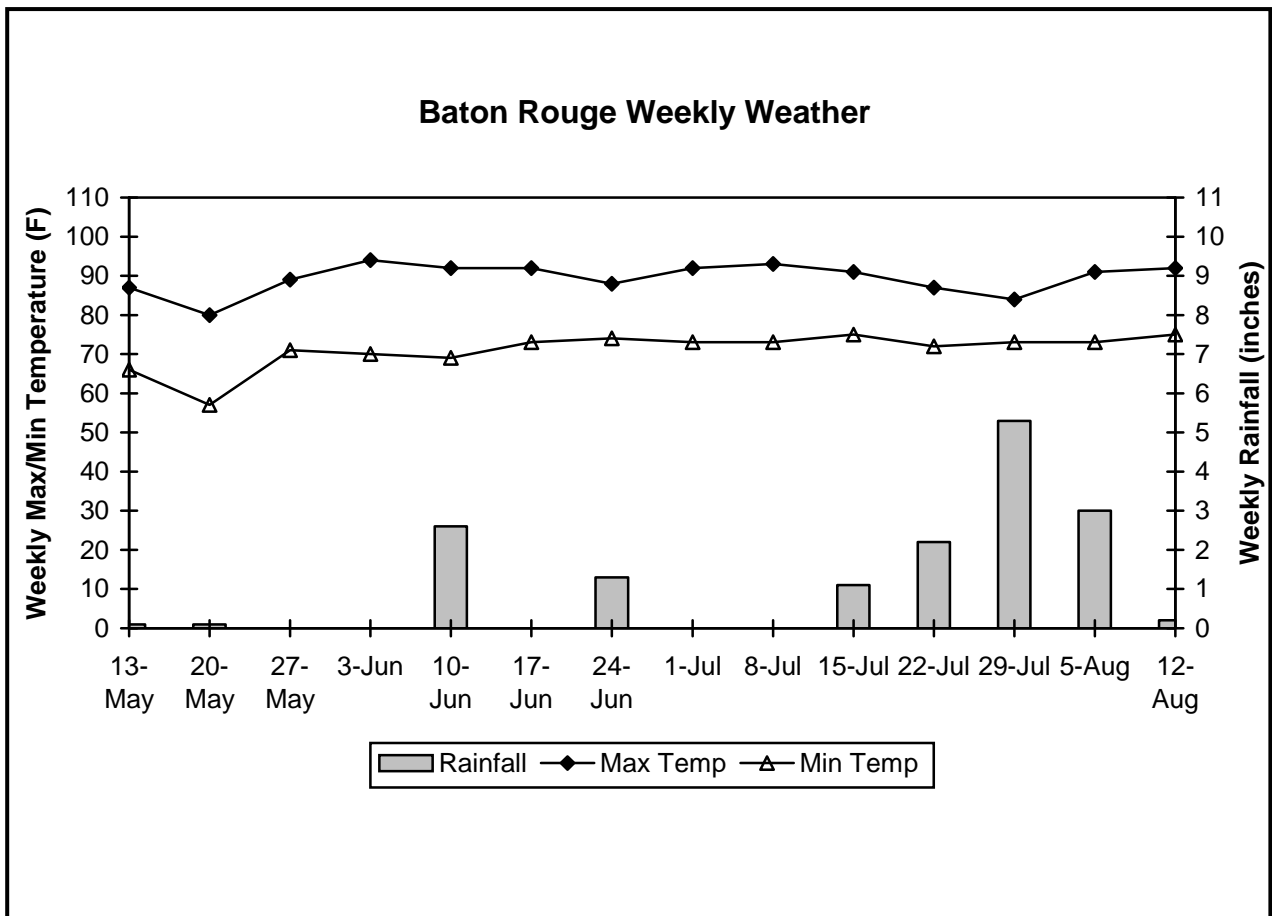


Table 3. Performance of grain sorghum hybrids at Baton Rouge, 2011.

| Brand/hybrid      | 2011<br>Yield <sup>1</sup><br>lb/a | Gr Mo<br>%  | Test<br>wt<br>lb/bu | Mid-<br>head<br>DAP   | Plant<br>ht<br>in | Bird<br>% | Anth<br>0-9 |
|-------------------|------------------------------------|-------------|---------------------|-----------------------|-------------------|-----------|-------------|
| DEKALB DKS53-67   | <b>5,743</b>                       | 23.9        | 57.1                | 69                    | 49                | 20        | 5           |
| Terral TV96H81    | <b>5,516</b>                       | 18.8        | 56.6                | 69                    | 52                | 10        | 6           |
| Dyna-Gro 772B     | <b>5,390</b>                       | 22.9        | 54.0                | 70                    | 48                | 10        | 3           |
| Pioneer 84G62     | <b>5,257</b>                       | 22.2        | 56.5                | 70                    | 48                | 10        | 7           |
| DEKALB DKS49-45   | <b>5,100</b>                       | 23.6        | 54.0                | 69                    | 53                | 20        | 4           |
| Terral TV93S16    | 4,797                              | 23.9        | 54.7                | 69                    | 47                | 30        | 3           |
| Terral TV94S91    | 4,651                              | 21.4        | 54.5                | 66                    | 50                | 25        | 2           |
| Terral TV96H95    | 4,640                              | 18.7        | 55.0                | 69                    | 49                | 15        | 3           |
| Dyna-Gro 771B     | 4,390                              | 19.1        | 54.8                | 67                    | 49                | 15        | 3           |
| Dyna-Gro 780B     | 3,847                              | 20.6        | 56.2                | 70                    | 50                | 5         | 5           |
| <b>Average</b>    | <b>4,933</b>                       | <b>21.5</b> | <b>55.3</b>         | <b>69</b>             | <b>49</b>         | <b>15</b> | <b>4</b>    |
| <b>CV,%</b>       | <b>12</b>                          | <b>10</b>   | <b>1</b>            | <b>2</b>              | <b>2</b>          | <b>43</b> | <b>14</b>   |
| <b>LSD (0.10)</b> | <b>692</b>                         | <b>2.5</b>  | <b>0.8</b>          | <b>NS<sup>2</sup></b> | <b>2</b>          | <b>NS</b> | <b>1</b>    |

<sup>1</sup>Yields in bold denote hybrids that are in the highest-yielding group in 2011. Since there was no available data for 2010, there was no 2-year yield average.

<sup>2</sup>NS = Non-significant at the 0.10 probability level



Table 4. Performance of grain sorghum hybrids at Crowley, 2011.

| Brand/hybrid      | 2011<br>Yield <sup>1</sup><br>lb/a | Gr Mo<br>%            | Test<br>wt<br>lb/bu | Mid-<br>head<br>DAP | Plant<br>ht<br>in | Head<br>type<br>1-5 | Head<br>exert<br>in | Bird<br>% |
|-------------------|------------------------------------|-----------------------|---------------------|---------------------|-------------------|---------------------|---------------------|-----------|
| Pioneer 84G62     | <b>5,790</b>                       | 14.2                  | 54.6                | 68                  | 49                | 2                   | 4                   | 10        |
| DEKALB DKS53-67   | <b>5,498</b>                       | 14.9                  | 54.2                | 68                  | 51                | 2                   | 4                   | 10        |
| Dyna-Gro 771B     | <b>5,264</b>                       | 13.5                  | 55.2                | 63                  | 49                | 3                   | 3                   | 20        |
| Terral TV93S16    | <b>5,239</b>                       | 14.6                  | 54.3                | 67                  | 53                | 4                   | 7                   | 10        |
| DEKALB DKS49-45   | 5,028                              | 14.1                  | 54.6                | 68                  | 58                | 3                   | 8                   | 10        |
| Terral TV96H95    | 5,021                              | 13.3                  | 55.0                | 64                  | 50                | 3                   | 4                   | 20        |
| Dyna-Gro 780B     | 5,016                              | 14.7                  | 54.4                | 69                  | 51                | 2                   | 5                   | 10        |
| Terral TV94S91    | 4,900                              | 13.5                  | 55.0                | 64                  | 47                | 2                   | 5                   | 20        |
| Terral TV96H81    | 4,852                              | 14.0                  | 54.8                | 66                  | 50                | 2                   | 5                   | 10        |
| Dyna-Gro 772B     | 4,118                              | 16.2                  | 52.6                | 69                  | 51                | 3                   | 5                   | 20        |
| <b>Average</b>    | <b>5,042</b>                       | <b>14.3</b>           | <b>54.5</b>         | <b>66</b>           | <b>51</b>         | <b>3</b>            | <b>5</b>            | <b>10</b> |
| <b>CV,%</b>       | <b>10</b>                          | <b>9</b>              | <b>2</b>            | <b>2</b>            | <b>3</b>          | <b>12</b>           | <b>28</b>           | <b>38</b> |
| <b>LSD (0.10)</b> | <b>630</b>                         | <b>NS<sup>2</sup></b> | <b>NS</b>           | <b>2</b>            | <b>2</b>          | <b>1</b>            | <b>2</b>            | <b>10</b> |

<sup>1</sup>Yields in bold denote hybrids that are in the highest-yielding group in 2011. Since there was no available data for 2010, there was no 2-year yield average.

<sup>2</sup>NS = Non-significant at the 0.10 probability level

## Grain Sorghum Performance at the Northeast Research Station - St. Joseph

### Location Summary

Rainfall was below normal in May and June (see below). There was one furrow-irrigation on June 7. Yields ranged from 3,816 to 4,909 lb/a (Table 5). Seven hybrids had two-year yield averages. Three hybrids fell into the highest-yielding group in 2010 and the same three hybrids did well both in 2010 and 2011. Test weights were excellent, ranging from 56.1 to 60.1 lb/bu. Other agronomic data are presented in Table 5.

|   |                           |
|---|---------------------------|
| Soil Type.....  | Sharkey clay              |
| Row Spacing.....  | 40 inches                 |
| Seeding Rate.....   | 6-7 seed/ft               |
| Previous Crop.....  | Soybeans                  |
| Planting Date.....  | April 21                  |
| Fertilization.....  |                           |
| Sidedress.....  | 120 lb N/a (30-0-0-2)     |
| Herbicides.....   |                           |
| Burndown: Roundup @ 1 qt/a;                                 |                           |
| Pre-emerge: Atrazine @ 2 qt/a +Dual @ 1 pt/a;               |                           |
| Post-emerge: Atrazine @ 1 pt/a + Lorox @ 1.5 pt/a + 1% COC; |                           |
| Insecticides.....   |                           |
| At-planting: Discipline @ 1 oz/a;                           |                           |
| Baythroid XL @ 2 oz/a (7/19);                               |                           |
| Irrigated.....  | Furrow-irrigated – June 7 |
| Harvest Date.....   | August 5                  |

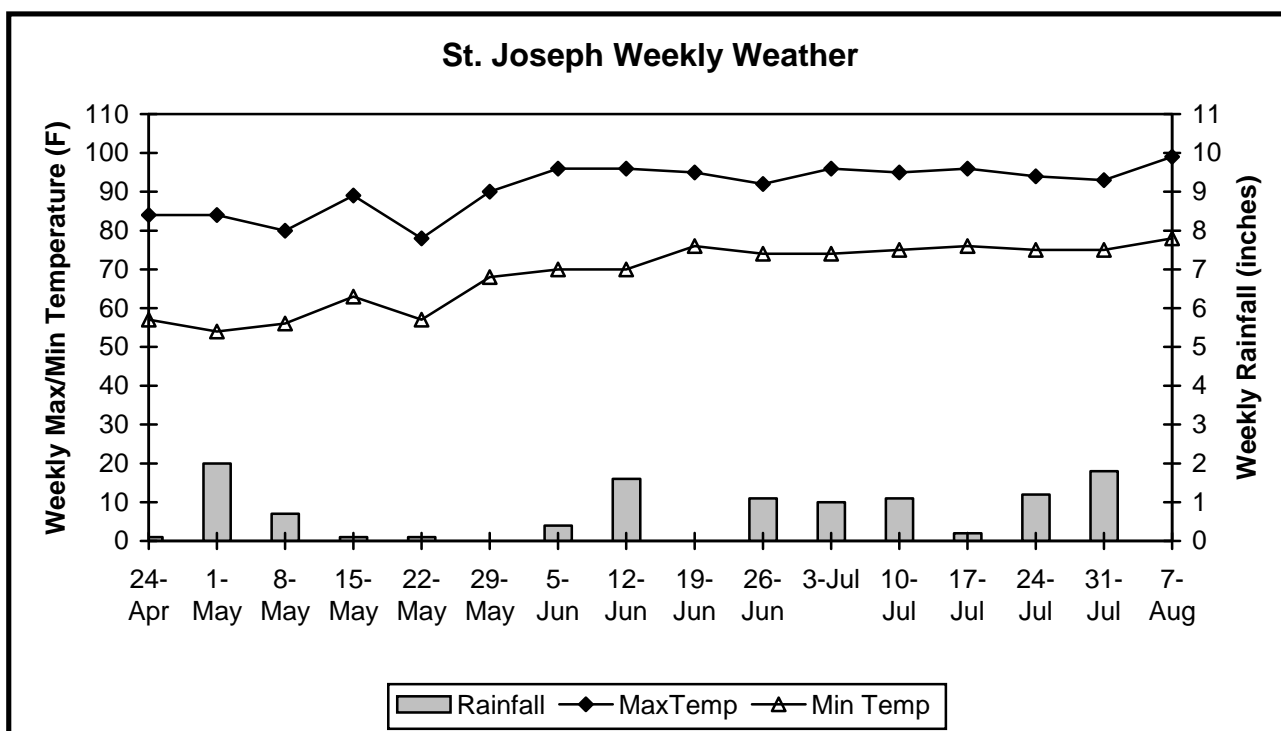


Table 5. Performance of grain sorghum hybrids at St. Joseph, 2011.

| Brand/hybrid            | 2011<br>Yield <sup>1</sup><br>lb/a | 2-yr<br>avg <sup>2</sup><br>lb/a | Gr Mo<br>%  | Test<br>wt<br>lb/bu | Mid-<br>head<br>DAP | Plant<br>ht<br>in | Head<br>type<br>1-5 | Head<br>exert<br>in | Bird<br>% |
|-------------------------|------------------------------------|----------------------------------|-------------|---------------------|---------------------|-------------------|---------------------|---------------------|-----------|
| <b>DEKALB DKS53-67*</b> | <b>4,909</b>                       | 5,331                            | 19.6        | 59.9                | 63                  | 51                | 2                   | 6                   | 5         |
| <b>Dyna-Gro 780B*</b>   | <b>4,790</b>                       | 5,275                            | 20.7        | 60.1                | 68                  | 55                | 1                   | 6                   | 0         |
| <b>DEKALB DKS49-45*</b> | <b>4,737</b>                       | 5,045                            | 17.8        | 59.4                | 61                  | 52                | 3                   | 6                   | 5         |
| Terral TV96H81          | 4,328                              | 4,998                            | 17.2        | 57.8                | 60                  | 51                | 2                   | 5                   | 10        |
| Terral TV93S16          | 4,211                              | -                                | 18.7        | 57.8                | 61                  | 48                | 3                   | 6                   | 5         |
| Pioneer 84G62           | 4,208                              | 4,573                            | 18.1        | 59.6                | 62                  | 49                | 3                   | 4                   | 0         |
| Dyna-Gro 772B           | 4,120                              | -                                | 17.9        | 58.2                | 61                  | 48                | 4                   | 7                   | 5         |
| Dyna-Gro 771B           | 3,946                              | 4,529                            | 17.3        | 56.6                | 60                  | 49                | 3                   | 6                   | 5         |
| Terral TV96H95          | 3,854                              | 4,502                            | 17.5        | 56.4                | 59                  | 48                | 3                   | 6                   | 5         |
| Terral TV94S91          | 3,816                              | -                                | 18.4        | 56.1                | 62                  | 50                | 3                   | 8                   | 5         |
| <b>Average</b>          | <b>4,295</b>                       |                                  | <b>18.3</b> | <b>58.2</b>         | <b>62</b>           | <b>50</b>         | <b>3</b>            | <b>6</b>            | <b>5</b>  |
| <b>CV,%</b>             | <b>11</b>                          |                                  | <b>6</b>    | <b>1</b>            | <b>3</b>            | <b>5</b>          | <b>17</b>           | <b>31</b>           | <b>71</b> |
| <b>LSD(0.10)</b>        | <b>395</b>                         |                                  | <b>0.9</b>  | <b>0.8</b>          | <b>1</b>            | <b>2</b>          | <b>1</b>            | <b>2</b>            | <b>5</b>  |

<sup>1</sup>Yields in bold denote hybrids that are in the highest-yielding group in 2011.

<sup>2</sup>Hybrids in bold with an asterisk (\*) were in the highest-yielding group in both years, 2010 and 2011.

## Grain Sorghum Performance at the Macon Ridge Branch of the Northeast Research Station – Winnsboro

### Location Summary

Rainfall was below normal in May, June, and early July (see below). Yields were relatively low, ranging from 3,433 to 4,399 lb/a (Table 6). Seven hybrids had two-year yield averages. Three hybrids were in the highest-yielding group in 2010 and the same three hybrids did well both in 2010 and 2011. Test weights were excellent, ranging from 57.6 to 59.2 lb/bu. Head exertion was very poor on this drought-prone soil, ranging from only 1 to 3 inches. Thus, heads were very close to the canopy, which decreases harvest efficiency.

Soil Type.....Gigger silt loam  
 Row Spacing.....40 inches  
 Seeding Rate.....6-7 seed/ft  
 Previous Crop.....Grain Sorghum  
 Planting Date.....May 1  
 Fertilization.....  
     Preplant: 4-21-48 (3/15);  
     Sidedress: 100 lb N/a (30-0-0-2);  
 Herbicides.....  
     Pre-emerge: Atrazine @ 2 pt/a + Dual  
     @ 1 pt/a;  
     Post-emerge: Atrazine @ 2 pt/a +  
     Gramoxone @ 1.5 pt/a;  
 Insecticides.....  
     Karate @ 2oz/a applied twice; Karate @ 2 oz/a  
     + Lannate @ 12 oz/a; Karate @ 2 oz/a + Belt  
     @ 2 oz/a (Insecticides were applied started at  
     first heading and continued for four weeks);  
 Harvest Date.....August 18

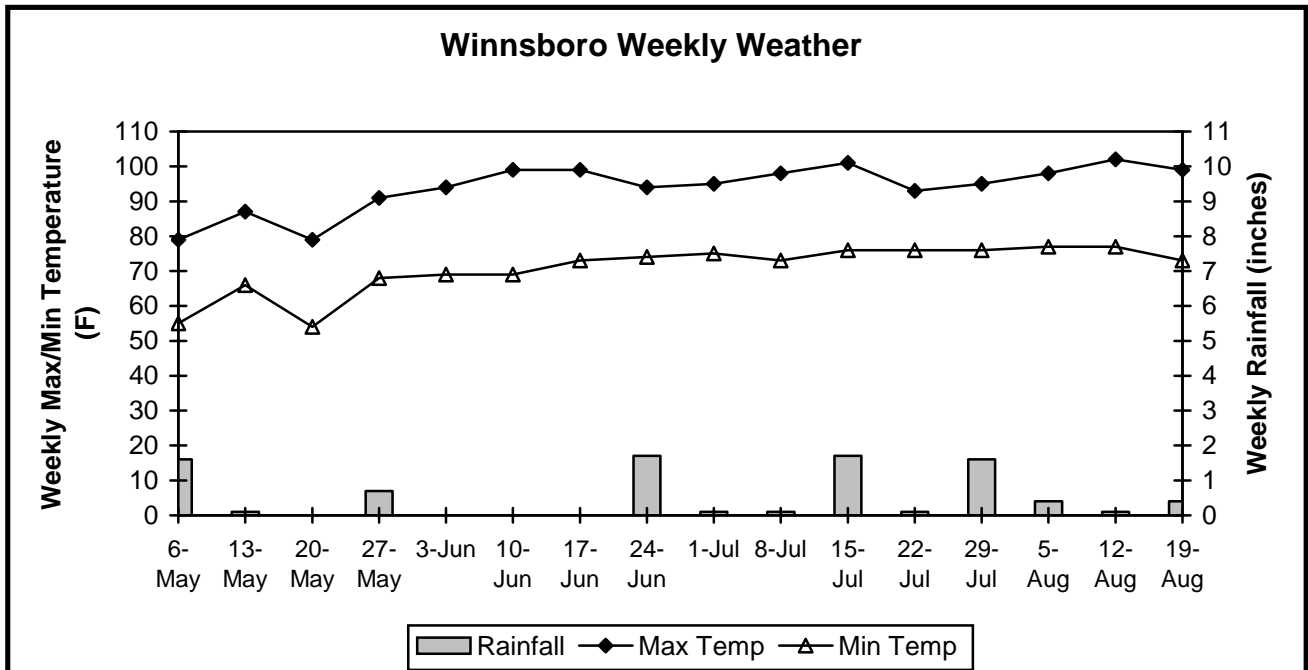


Table 6. Performance of grain sorghum hybrids at Winnsboro, 2011.

| Brand/hybrid            | 2011<br>Yield <sup>1</sup><br>lb/a | 2-yr<br>avg <sup>2</sup><br>lb/a | Gr Mo<br>%  | Test<br>wt<br>lb/bu | Mid-<br>head<br>DAP | Plant<br>ht<br>in | Head<br>type<br>1-5 | Head<br>exert<br>in |
|-------------------------|------------------------------------|----------------------------------|-------------|---------------------|---------------------|-------------------|---------------------|---------------------|
| <b>DEKALB DKS53-67*</b> | <b>4,399</b>                       | 4,477                            | 16.9        | 57.9                | 65                  | 44                | 2                   | 2                   |
| <b>Pioneer 84G62*</b>   | <b>4,351</b>                       | 4,314                            | 14.5        | 58.7                | 63                  | 41                | 4                   | 1                   |
| <b>DEKALB DKS49-45*</b> | <b>4,259</b>                       | 4,359                            | 15.7        | 58.2                | 65                  | 45                | 4                   | 3                   |
| Terral TV96H81          | 3,709                              | 3,344                            | 13.0        | 59.2                | 62                  | 42                | 1                   | 2                   |
| Dyna-Gro 772B           | 3,686                              | -                                | 13.3        | 58.8                | 60                  | 39                | 3                   | 1                   |
| Terral TV96H95          | 3,661                              | 3,287                            | 13.3        | 57.6                | 56                  | 40                | 3                   | 2                   |
| Terral TV94S91          | 3,646                              | -                                | 13.1        | 58.3                | 59                  | 42                | 3                   | 3                   |
| Terral TV93S16          | 3,538                              | -                                | 13.9        | 58.7                | 62                  | 41                | 3                   | 2                   |
| Dyna-Gro 771B           | 3,528                              | 3,704                            | 13.1        | 57.7                | 61                  | 41                | 3                   | 2                   |
| Dyna-Gro 780B           | 3,433                              | 3,616                            | 16.1        | 58.6                | 68                  | 44                | 1                   | 2                   |
| <b>Average</b>          | <b>3,821</b>                       |                                  | <b>14.3</b> | <b>58.4</b>         | <b>62</b>           | <b>42</b>         | <b>3</b>            | <b>2</b>            |
| <b>CV,%</b>             | <b>11</b>                          |                                  | <b>6</b>    | <b>1</b>            | <b>7</b>            | <b>6</b>          | <b>8</b>            | <b>59</b>           |
| <b>LSD (0.10)</b>       | <b>396</b>                         |                                  | <b>0.8</b>  | <b>0.7</b>          | <b>4</b>            | <b>2</b>          | <b>1</b>            | <b>1</b>            |

<sup>1</sup>Yields in bold denote hybrids that are in the highest-yielding group in 2011.

<sup>2</sup>Hybrids in bold with an asterisk (\*) were in the highest-yielding group in both years, 2010 and 2011.

Table 7. Summary of yield performance of grain sorghum hybrids at five locations in the 2011 LAES hybrid performance trials.

| Brand/hybrid    | Alex           | BR           | CR           | SJ           | Winn         | Avg   |
|-----------------|----------------|--------------|--------------|--------------|--------------|-------|
|                 | -----lb/a----- |              |              |              |              |       |
| DEKALB DKS49-45 | 8,490          | 5,100        | 5,028        | 4,737        | 4,259        | 5,523 |
| DEKALB DKS53-67 | 8,493          | 5,743        | 5,498        | 4,909        | 4,399        | 5,808 |
| Dyna-Gro 771B   | 8,039          | 4,390        | 5,264        | 3,946        | 3,528        | 5,033 |
| Dyna-Gro 772B   | 7,934          | 5,390        | 4,118        | 4,120        | 3,686        | 5,050 |
| Dyna-Gro 780B   | 7,450          | 3,847        | 5,016        | 4,790        | 3,433        | 4,907 |
| Pioneer 84G62   | 8,920          | 5,257        | 5,790        | 4,208        | 4,351        | 5,705 |
| Terral TV93S16  | 8,159          | 4,797        | 5,239        | 4,211        | 3,538        | 5,189 |
| Terral TV94S91  | 7,567          | 4,651        | 4,900        | 3,816        | 3,646        | 4,916 |
| Terral TV96H81  | 8,328          | 5,516        | 4,852        | 4,328        | 3,709        | 5,347 |
| Terral TV96H95  | 7,955          | 4,640        | 5,021        | 3,854        | 3,661        | 5,026 |
| <b>Average</b>  | <b>8,142</b>   | <b>4,933</b> | <b>5,042</b> | <b>4,295</b> | <b>3,821</b> |       |

Table 8. List of participating seed companies and hybrids tested in the LAES 2011 grain sorghum hybrid performance trials.

| Company  | Brand/hybrid  |
|--|---|
| Crop Production Services – Dyna-Gro Seed<br>11 Gin Rd.<br>Rayville, LA                         | Dyna-Gro 771B, Dyna-Gro772B,<br>Dyna-Gro 780B                     |
| Monsanto Company<br>982 U.S. Hwy. 77<br>Bishop, TX 78343                                       | DEKALB DKS49-45, DEKALB DKS53-67                                  |
| Pioneer Hi-Bred International, Inc.<br>700 Boulevard South – Suite 302<br>Huntsville, AL 35802 | Pioneer 84G62   |
| Terral Seed, Inc.<br>604 Blount St.<br>Lake Providence, LA 71254                               | Terral TV93S16, Terral TV94S91,<br>Terral TV96H81, Terral TV96H95 |