

***2005 SMALL GRAIN
PERFORMANCE TRIALS
&
RESEARCH REPORTS***



LAES Research
Summary No. 165

August 2005

2005 SMALL GRAIN PERFORMANCE TRIALS & RESEARCH REPORTS

LAES Research Summary No. 165

This publication and the research reported herein were supported in part by checkoff funds from the
LOUISIANA SOYBEAN AND GRAIN RESEARCH AND PROMOTION BOARD.

This support is greatly appreciated.



LOUISIANA STATE UNIVERSITY AGRICULTURAL CENTER
William B. Richardson, Chancellor

LOUISIANA AGRICULTURAL EXPERIMENT STATION
David Boethel, Vice Chancellor and Director

LOUISIANA COOPERATIVE EXTENSION SERVICE
Paul Coreil, Vice Chancellor and Director

The Louisiana State University Agricultural Center and the Louisiana Agricultural Experiment Station provide equal opportunities in programs and employment.

TABLE OF CONTENTS

Page

SMALL GRAIN PERFORMANCE TRIALS

Introduction	1
Characteristics Evaluated and Statistics Reported	2
Units used in Tables	3
Growing Conditions and General Comments	3
South Louisiana Wheat Trials	
South Region Means	4
Baton Rouge	4
Crowley	4
Jeanerette	5
North Louisiana Wheat Trials	
North Region Means	5
Alexandria	6
Bossier City	6
St. Joseph	6
Winnsboro	6
Statewide Wheat Trials	7
Other Wheat Trials	7
Oat Performance Trials	
Statewide	7
Baton Rouge	8
Bossier City	8
Winnsboro	8
Other Oats	
LAES Preliminary Yield Trial 'A' and 'B'	9
Uniform Oat Nursery	9
TABLES AND FIGURES	
Figure 1 Rainfall and Temperature Graphs.....	10
Wheat	
Table 1 South Louisiana, 2005	14
Table 2 Two-year South Louisiana	16
Table 3 Three-year South Louisiana	17
Table 4 Baton Rouge, 2005	18
Table 5 Crowley, 2005	20
Table 6 North Louisiana, 2005	22
Table 7 Two-year North Louisiana	24
Table 8 Three-year North Louisiana	25
Table 9 Alexandria, 2005	26
Table 10 Bossier City, 2005	28
Table 11 Winnsboro, 2005	30
Table 12a Louisiana, 2005	32
Table 12b Louisiana, 2005 with location means	34
Table 13 Two-year Louisiana	36
Table 14 Three-year Louisiana	37
Table 15 USDA Uniform Southern Soft Red Winter Yield Trial at Baton Rouge, 2005	38
Table 16 USDA Uniform Southern Soft Red Winter Yield Trial at Winnsboro, 2005	39
Table 17 Wheat Screening Nursery at Baton Rouge, 2005	40
Table 18 Wheat Screening Nursery at Winnsboro, 2005.....	41
Oats	
Table 19 Statewide, 2005	42
Table 20 Two-year and Three-year Statewide.....	43

Table 21	Baton Rouge, 2005	44
Table 22	Winnsboro, 2005	45
Table 23	LAES Oat Preliminary Yield Trial 'A' at across Louisiana, 2005	46
Table 24	LAES Oat Preliminary Yield Trial 'A' at Baton Rouge, 2005	47
Table 25	LAES Oat Preliminary Yield Trial 'A' at Winnsboro, 2005	47
Table 26	LAES Oat Preliminary Yield Trial 'B' at Baton Rouge, 2005	48
Table 27	Uniform Oat Nursery at Baton Rouge, 2005	49
Appendix		
Appendix A	Originating Agencies.....	50

Performance of Small Grain Varieties in Louisiana, 2004-05

Stephen A. Harrison¹, Kelly Arceneaux¹, R.L. "Bubba" Bell², Jason Bond³, Patrick D. Colyer⁴, Mildred Deloach⁵, Fred Larue¹, James Leonards³, Jose. F. Liscano⁴, H.J. "Rick" Mascagni², Steven H. Moore⁵, G. Boyd Padgett⁶, Myra Purvis², Jim Rabb⁴, Ronald Regan³, John Richard⁶, Kanwalbir Sekhon¹, and H.P. "Sonny" Viator⁶

INTRODUCTION

Small grain variety trials are conducted annually by scientists of the Louisiana Agricultural Experiment Station (LAES) to evaluate grain yield, agronomic performance, and disease reaction of varieties and advanced lines. The trials are conducted at seven LAES research stations representative of the major soil and climate regions of the state (map). Entries are included in the trials based upon previous performance or at the request of the originating agency. Inclusion of an entry in the trials does not constitute an endorsement by the LAES. The 2005 statewide wheat performance trials included 70 varieties (bold font) and experimental lines (normal font).

Data from these trials are used by a committee of scientists from the Louisiana Cooperative Extension Service (LCES) and the LAES to make variety recommendations published by the LCES. Recommendations are based on the relative performance of an entry for two years within a region (North Louisiana or South Louisiana). New entries in the statewide trials are tested at all locations, but may be dropped from a region if they show little potential in that area. South Louisiana consists of the Baton Rouge, Crowley, and Jeanerette locations; whereas North Louisiana consists of locations at Alexandria, Bossier City, St. Joseph, and Winnsboro. Data from the Jeanerette and St. Joseph locations was discarded due to poor stands and high variability that resulted from heavy rainfall after planting. When choosing varieties, growers should consult their local LCES agents and the variety should be chosen from the list of recommended varieties for a given region (north or south Louisiana). Growers should also consider specific data from the LAES variety trial location that most closely match the weather and soil conditions of their farm and should avoid growing a single variety on a large acreage. Growing several varieties will help ensure that the entire crop is not severely damaged by chance occurrences in weather or by shifts in pathogen races or virulence patterns. Yield, test weight, maturity, and disease resistance are important traits to consider when selecting varieties. If a grower plans to plant wheat early, he should avoid varieties that have a very early heading date to reduce the danger of freeze damage.

Specific management and cultural practices for a location are presented at the bottom of the tables, along with unusual or key observations about that test. Rainfall and temperature information for each location is presented in Figure 1. All plots were seeded at the recommended rate with seed provided by the originating agency or company (Appendix A).

-
- 1 Professor and variety trial coordinator, and Research Associates. Agronomy Department, Baton Rouge.
 - 2 Research Associate, Associate Professor, and Associate Professor, respectively, Northeast Research Station, St. Joseph.
 - 3 Assistant Professor, and Research Associates. Rice Research Station, Crowley.
 - 4 Professor, Research Associate, and Professor. Red River Research Station, Bossier City.
 - 5 Research Associate, and Associate Professor. Dean Lee Research Station, Alexandria.
 - 6 Research Associate, and Professor. Iberia Research Station, Jeanerette.

Characters Evaluated and Statistics Reported:

Data are collected on grain yield, test weight, heading and maturity dates, plant height, lodging, and disease reaction, as appropriate at each location. Grain yield was adjusted to 13% moisture. **Least significant differences (LSD's)** are reported at the 10% probability level. An LSD of 10% probability ($\alpha=0.10$) is the level of difference in a trait that occurs between two varieties once in every 10 comparisons as a result of random chance due to greater soil fertility, better drainage, slightly greater harvest length, or any other "uncontrollable or unmeasurable factors," even if the varieties had the same genetic yield potential. If the LSD (0.10) for yield in a trial is 7.0 bu/a, there is a 10% chance that two varieties with a reported yield difference of 7.0 bu/acre are genetically equal and a 90% probability they have differences in genetic potential in that particular environment. LSD values are influenced by the degree of precision that soil fertility, stand establishment, plot length, harvest efficiency, and other variables of the trials are controlled, and by the number of replications of each variety or treatment. The letters '**ns**' are used in the text and tables to indicate lack of significance (**not significantly different**) at the 10% probability level. Correlations are sometimes given to indicate the degree to which two traits, such as rust rating and yield, are related. A correlation between rust rating and yield of $r = -1.0$ would indicate that for every unit increase in rust there was a proportional decrease in yield.

Wheat leaf rust (*Puccinia triticina*), stripe rust (*Puccinia striiformis*), and oat crown rust (*Puccinia coronata*) are reported as percentage of the upper three leaves affected by the disease. Two replications are evaluated for leaf rust, between flowering and the early dough stage of kernel development. Wheat and oat stem rust (*Puccinia graminis*) are reported on a scale of 0-9, where a 0 indicates no disease and a 9 indicates that the plant was killed by the disease. Stem rust is normally rated somewhat later than leaf rust.

Bacterial streak (*Xanthomonas campestris* pv. *translucens*), Septoria leaf (*Mycosphaerella graminicola*) and glume blotch (*Leptosphaeria nodorum*) are rated on a scale of 0 to 9 during the dough stage of development. A rating of 0 indicates that no disease was present, while a 9 indicates very severe disease. The upper few leaves, heads, and stems below the head are the portions rated for these two diseases. Since bacterial streak (black chaff) is not controlled by fungicides, it is important that the disease be distinguished from septoria blotch. Heading day is given as calendar day (day of year). Lodging is rated on a 0-9 scale, where a 0 indicates that all plants were completely upright.

Traits and Rating Scales for LAES Wheat and Oat Performance Trials.		
Trait	Abbreviation	Description
Yield	Yield	Grain yield in bushels per acre adjusted to 13% moisture.
Test weight	Test wt	Volume weight of grain in pounds per bushel
Heading day	Head day	Day of calendar year (days after December 31) until 50% heading.
Plant height	Ht	Plant height in inches.
Lodging rating	Lod	Lodging rated on a scale of 0 - 9, where a 0 indicates no lodging and a 9 indicates complete lodging (all plants flat).
Leaf rust	Leaf rust	Percent of upper two leaves affected by leaf rust, rated during grain fill. This rating is generally taken during soft to mid-dough, but varies somewhat by location and variety.
Stripe rust	Stripe rust	Percent of upper two leaves affected by leaf rust, rated between flag leaf and mid grain fill.
Septoria	Sept	Septoria leaf & glume blotch rated on a scale of 0 - 9, where 0 indicates no disease and 9 indicates severe disease on the flag leaf and head.
Bacterial Streak	Bact	Bacterial streak (black chaff) rated on a scale of 0 - 9, where 0 indicates no disease and 9 indicates severe disease on the flag leaf and head.
Powdery mildew	Powd mild	Powdery mildew rating on a scale of 0 - 9, where 0 indicates no disease. Rated in early to mid spring.
Phenotype	Phe	Phenotypic rating, an overall visual rating prior to harvest. 0=excellent, 9=poor. This rating is a visual rating of 'eye-appeal'.

Growing Conditions and General Comments for 2004-2005:

The fall was generally favorable for planting (Figure 1a - 1f) but heavy rains fell in late fall and early winter. With a wet beginning and drier end, winter average rainfall was normal. Overall, the spring was dry throughout the state. Temperatures were slightly above normal. The wheat trials at Crowley and St Joseph had thin and variable stands that resulted from heavy rainfall, which lowered grain yields and led to data with high variation that was not useable. Similar results occurred with the oat trials at Bossier City. The wheat trials at Alexandria, Baton Rouge, and Winnsboro were excellent, while those at Bossier City and Crowley were acceptable but with higher than normal CV's. Oat trials at Winnsboro and Baton Rouge were good.

RESULTS AND DISCUSSION

PERFORMANCE OF WHEAT VARIETIES ACROSS SOUTH LOUISIANA:

South Region Means:

Performance of wheat varieties tested across south Louisiana in 2005 is shown in Table 1. Bold print in all tables indicates that the entry is a released variety and normal print indicates that the entry is a breeding line that is not commercially available. LA9560CA22-1 (89.9 bu/acre) and LA95181BUB40-1 (86.3 bu/acre) were the two highest-yielding entries. DK GR9108 (86.0 bu/acre) and Terral LA841 (81.7 bu/acre) were the highest-yielding released varieties, followed by Pioneer/26R61 and Coker 9152. The average yield of 64 entries was 65.2 bu/acre and the average test weight was 57.6 lbs/bu. Test weights ranged from 47.1 to 61.4 lbs/bu and disease pressure was moderate. The average stripe rust rating was 6% and the average leaf rust rating was 9%. There was little septoria leaf or glume blotch due to limited rainfall during grainfill.

DK GR9108 and Terral LA841 have the highest two-year mean yields (85.1 & 82.4 bu/acre) of released varieties across south Louisiana (Table 2). Three LA breeding lines also yielded over 80 bu/acre. The average yield of 36 entries tested for two years (3 environments) across south Louisiana is 66.7 bu/acre and the average test weight is 57.9 lbs/bu.

AgriPro/Panola has the highest three-year mean yield (79.8 bu/acre) across south Louisiana (Table 3) of 21 entries. Terral LA841 and DK 1551W also have mean yields greater than 75 bu/acre. The average test weight is 57.5 lbs/bu. The five highest-yielding entries have stripe rust incidence of less than 5%.

Baton Rouge:

Pioneer/26R61, Terral LA841, and DK GR9108 were the highest-yielding varieties at Baton Rouge for 2005 (Table 4). The highest-yielding entries were LA95181BUB40-1 and LA9560CA22-1 breeding lines. The average yield of 64 entries is 66.7 bu/acre and the average test weight is 59.0 lbs/bu. April was very dry in Baton Rouge which resulted in low disease pressure and excellent test weights. Nine entries had test weights greater than 61 lbs/bu, led by USG3350 (63.0 lbs/bu) and Pioneer/26R61 (62.1 lbs/bu). Disease pressure was moderate, with an average stripe rust rating of 6% and a high of 45%. The average leaf rust rating was 8% with a high of 50%. The 11 highest-yielding entries had stripe and leaf rust ratings of less than 2% and headed out between days 84 and 97. This is in contrast with the 24 lowest-yielding entries which generally had high disease ratings and late heading dates.

Crowley:

The Crowley test produced good yields despite heavy rainfall and waterlogged conditions in the fall and early winter. One replication of the test was abandoned (low end of field) and several entries had a second replication of missing data. Stands were estimated in mid winter and all plots with less than a 60% estimated stand were discarded. The yields include two columns of data, the actual mean and a "LS mean".

Least Square Mean is a statistical estimate that takes into account the missing or unbalanced data. Actual means were used in recommendations and across test means tables. DK GR9108 was the highest-yielding (87.8 bu/acre) variety at Crowley, followed by NK/Coker 9152 and USG 3592 which also yielded more than 80 bu/acre.

Fusarium Headblight (FHB, scab) was severe at Crowley. The average FHB rating of 64 entries was only 1.8, but eight entries had FHB scores of 5.0 or greater, where a “0” indicates no disease and a “9” indicates very severe head scab. All of the highly diseased entries had heading dates between 72 and 79 days. FHB infects the wheat heads during flowering and conditions were favorable for infection at the time these entries were flowering. Entries that were earlier or later had reduced levels of FHB. The average leaf rust rating was 10% and 7 entries had at least 40% leaf rust. Minimal levels of stripe rust occurred at the Rice Research Station.

Jeanerette:

The trial at Jeanerette was lost to heavy rainfall and poor stands.

PERFORMANCE OF WHEAT VARIETIES ACROSS NORTH LOUISIANA:

North Region Means:

Wheat performance trial data is reported for Alexandria, Bossier City and Winnsboro in 2005. Data from the trial at St. Joseph was highly variable due to poor and variable stands resulting from heavy fall rains.

Terral LA841 and Vigoro McIntosh had the highest-yields across north Louisiana for 2005 (93.8 and 89.8 bu/acre). DK GR9108 and AgriPro/Natchez also yielded greater than 85 bu/acre (Table 6). The average yield of 70 entries was 68.4 bu/acre and the average test weight was 59.7 lbs/bu. Heading date is important, even in north Louisiana. Thirteen of the 15 highest-yielding entries had heading dates between 90 and 97 (March 31 to April 7). Only 8 of 33 entries with above-average yields had heading dates >100, whereas 26 of 37 entries with below-average yields had heading dates >100.

Stripe rust pressure was severe in north Louisiana during the spring of 2005. The average stripe rust rating across three locations and 70 entries was 14% and six entries had >50% stripe rust. Fourteen of the 20 lowest-yielding entries had >25% stripe rust, which shows the impact of stripe rust on yield. The average leaf rust incidence was 3% and only 6 entries had >10% leaf rust.

Terral LA841 had the highest two-year mean yield (93.5 bu/acre) across north Louisiana (Table 7) followed by Vigoro McIntosh and DK GR9108 which also had mean yields > 88 bu/acre. The average yield of 42 entries tested for two years was 72.8 bu/acre and the average test weight was 58.6 lbs/bu. The average heading date was 97 (April 7) and only three entries with heading dates greater than 97 yielded above the test mean. Fourteen of the 15 highest-yielding entries had less than 10% stripe and leaf rust whereas 11 of the 15 lowest-yielding entries had at least 10% stripe or leaf rust.

The performance of 27 entries tested for three years (9 trials) across north Louisiana is shown in Table 8. Five varieties have three-year mean yields of 80+ bu/acre, led by Terral LA841 (89.6 bu/acre) and all had less than 10% stripe or leaf rust. The average

yield of all entries was 75.2 bu/acre and the average test weight was 57.1 lbs/bu. Significant differences occurred among entries for stripe and leaf rust ratings.

Alexandria:

The Dean Lee Research Station wheat trial was excellent in 2005 and produced an average yield for 70 entries of 79.0 bu/acre (Table 9). Terral TV8466 and Terral LA841 yielded over 100 bu/acre and also had 0% stripe or leaf rust. AgriPro/Natchez, Vigoro McIntosh, DK 9577, Progeny 185, DK GR9108 and nine breeding lines also yielded over 90 bu/acre. The average heading date of 70 entries was 95 and only 7 of the 30 highest-yielding entries had heading dates >95. Ten entries had test weights >60 lbs/bu led by AgriPro/APW742 and Pioneer/26R61 with a test weight of 61.9 lbs/bu.

There was some bird feeding damage at Dean Lee, primarily in the earliest-heading entries. Most entries had minimal bird feeding damage. Stripe and leaf rust pressure were moderate at Alexandria.

Bossier City:

Yields were normal at Bossier City in 2005, with an average for 70 entries of 48.5 bu/acre and a range of 17.2 to 72.0 bu/acre. Yields in this table are sorted by descending two-year mean then by one-year mean. Terral LA841 had the highest 2005 and two-year mean yields at Bossier City (72.0 & 83.9 bu/acre). Dixie 9812, Vigoro McIntosh, and four breeding lines had average two-year mean yields of 75+ bu/acre. The average test weight was 59.3 lbs/bu. Pioneer/26R61 and the breeding lines LA9560CA22-1, LA95283CA78, and UGA951216-2E26 had test weights of 62+ lbs/bu.

Stripe rust was severe at Bossier City. The average stripe rust rating was 18% and 13 entries had stripe rust ratings of greater than 50%.

St. Joseph:

The test at St. Joseph produced highly variable data due to heavy fall rains that resulted in erratic stands. The data from this location was discarded

Winnsboro:

The test at Winnsboro produced excellent yields and test weights (Table 11). Vigoro McIntosh was the highest-yielding variety (111.1 bu/acre) followed by DK GR9108 and Terral LA841 with yields of 108 bu/acre. Six breeding lines also yielded over 100 bu/acre. LA95181BUB40-2-2-C had the highest yield of all entries (116.7 bu/acre). The average yield of 70 entries was 78.1 bu/acre and the average test weight was 59.9 lbs/bu. Vigoro McIntosh and DK GR9108 have two-year mean yields greater than 100 bu/acre. Terral LA841 has the highest three-year mean yield.

The average test weight was 59.9 bu/acre. The breeding line LA95283CA78-1-2-B had the highest test weight (63.1 lbs/bu) of all entries. USG 3592 had the highest test weight of all varieties (62.4 lbs/bu) despite having a stripe rust rating of 65%. Stripe rust pressure at Winnsboro was high, with a mean of 17%. Sixteen entries had stripe rust ratings of at least 25% and 9 higher than 50%.

STATEWIDE PERFORMANCE OF WHEAT VARIETIES:

Table 12a gives the average performance of 64 wheat entries tested across all five locations in 2005. Table 12b includes all 70 entries tested in 2005, has yields for individual locations and regions, and is sorted by north Louisiana mean yield. Terral LA841 has the highest mean yield (89.3 bu/acre) across five locations for 2005, followed by DK GR9108 (86.6 bu/acre) and Vigoro McIntosh (83.6 bu/acre). All three varieties showed very good resistance to leaf and stripe rust.

The average test weight was 58.8 lbs/bu. Pioneer 26R61 had the highest test weight (61.2 lbs/bu) of all varieties. There were significant differences among entries for stripe rust and leaf rust incidence.

Thirty-six entries were tested for two years across all Louisiana locations (8 trials). Terral LA841 had the highest two-year mean yield (89.6 bu/acre) of all varieties followed by DK GR9108 and Vigoro McIntosh (Table 13). Four "LA" breeding lines also had two-year mean yields greater than 80 bu/acre.

Twenty-one entries have been tested across Louisiana for three years (Table 14). Terral LA841 had the highest three-year mean yield followed by AgriPro/Panola (80.7 bu/acre). The average test weight was 57.3 lbs/bu. The highest stripe rust rating was 43% and nine entries had stripe rust ratings of 0% or 1%.

OTHER WHEAT TRIALS:

Tables 15 and 16 contain results for 41 entries tested in the 2005 USDA Uniform Southern Soft Red Winter Wheat Nursery at Baton Rouge and Winnsboro. The average yield at Baton Rouge was 59.9 bu/acre and the average yield at Winnsboro was 62.7 bu/acre.

The Wheat Screening Nursery is a two-location, two-rep trial conducted at Baton Rouge and Winnsboro. There is a much smaller fee for this trial and the intent of the trial is to give companies an opportunity to see if experimental lines might be adapted to Louisiana before entering the full statewide trials. The 2005 wheat screening nursery contained 17 experimental lines and four check varieties. The average yield of 21 entries at Baton Rouge was 60.8 bu/acre. AWD01*7759 (AgriPro) had the highest yield (78.0 bu/acre) and showed pretty good resistance to stripe and leaf rust. NKB017009 also had a good yield and an excellent test weight. Terral LA841 was the highest-yielding check variety (72.4 bu/acre).

Terral LA841 had the highest yield in the wheat screening nursery at Winnsboro (Table 18). AWD01*7759 also performed well. AWD02*8486 had a test weight of 63.7 lbs/bu.

PERFORMANCE OF OAT VARIETIES

PERFORMANCE OF OAT VARIETIES ACROSS LOUISIANA:

Oat variety trials were conducted at Baton Rouge, Bossier City, and Winnsboro during the 2004-05 season. The trial included 8 commercial varieties and 21 breeding

lines (Table 19). Data from Bossier City was not used due to high variation caused by fall rains and poor stands. Five “LA” breeding lines had average yield greater than 150 bu/acre across Baton Rouge and Winnsboro. Three sister lines, LA95006’s had the highest yields and also excellent crown rust resistance. TAMO 405 had the highest yield of released varieties (133.1 bu/acre) and also showed excellent crown rust resistance. The average yield of 29 entries was 115.3 bu/acre and the average test weight was 34.9 lbs/bu.

Test weights were excellent due to dry weather in April during grain fill and maturation. Crown rust pressure was heavy but most of the entries were resistant to prevalent races. The cultivars Brooks and Secretariat LA495 had 96% and 71% crown rust respectively, while 13 entries had 0% crown rust. TAMO 397, which had a crown rust rating of 14%, has been resistant to crown rust races in Louisiana until this year.

LA96006BSB-270-S2-C had the highest two-year mean yield (135.1 bu/acre) along with above-average test weight and 0 ratings for crown rust and stem rust (Table 20). Plot Spike LA9339, TAMO 405, and Horizon 321 were the highest-yielding commercial varieties and all three had good crown and stem rust resistance. Plot Spike LA9339, Horizon 321, and TAMO 397 had the highest three-year mean yields.

Baton Rouge:

LA96006BSB-270-S2-C has a yield of 151.5 bu/acre at Baton Rouge (Table 21), a test weight of 36.1 lbs/bu, and excellent crown rust and lodging ratings. Seven entries yielded above 125 bu/acre. The average yield was 96.1 bu/acre and the lowest yield was 4.6 bu/acre. TAMO 405 was the highest-yielding commercial variety at Baton Rouge. Test weights were excellent with an average of 33.9 lbs/bu. Crown rust pressure was high with a mean of 13% and a high of 93%. Stem rust pressure was low. It is obvious that crown rust dramatically impacted yield. The six lowest-yielding entries had the six highest (worst) ratings for crown rust and also the lowest test weights.

Bossier City:

The Bossier City test data was discarded due to a high level of variation caused by reduced stands resulting from fall rainfall.

Winnsboro:

Oat yields at Winnsboro were excellent, with an average of 131.9 bu/acre (Table 22). TAMO 397 was the highest-yielding (167.9 bu/acre) commercial variety followed by Horizon 474 (143.1 bu/acre). LA96006BSB-270-S2-C had the highest overall grain yield (194.9 bu/acre). Crown rust pressure was heavy at Winnsboro with a mean of 19% and a high of 100%. The four lowest-yielding entries also had the highest crown rust ratings and the lowest test weights. The average test weight, 35.6 lbs/bu, is quite high and resulted from dry weather during grain fill.

LA96006BSB-270-S2-C has the highest yield (152.0 bu/acre) at Winnsboro and also at Baton Rouge. All varieties lodged quite a bit although there were differences in the degree among varieties. Lodging occurred after maturity as a result of rains and subsequently delayed harvest.

Preliminary Oat Yield Trial ‘A’ and ‘B’:

Tables 23, 24, and 25 show the performance of 11 advanced oat breeding lines and three check varieties in Prelim-A at Baton Rouge and Winnsboro. Four “LA” breeding lines had higher yields than Horizon 321, the highest-yielding check variety. Nine of 14 entries had less than 5% crown rust, whereas the susceptible check Brooks had 88% average crown rust and a yield of only 35.2 bu/acre.

Oat Prelim-B precedes Prelim-A in variety development and is only grown at Baton Rouge. Oat prelim-B contained 70 entries in 2005 but only 20 were selected for harvest based on disease reaction, lodging resistance, and general appearance. The average yield of these 20 entries was 113.4 bu/acre and the average test weight was 36.8 lbs/bu (Table 26). LA02079-S-B-69-S2 had a mean yield of 152.7 bu/acre. It is a short, early-heading line and has excellent crown rust resistance. LA9917SBSBSB-31-B-S-B-S1 had a yield of 141.9 bu/acre coupled with a test weight of 39.9 lbs/bu and 0% crown rust.

Uniform Oat Nursery at Baton Rouge:

The USDA regional Uniform winter Oat Yield Nursery was grown at Baton Rouge (and other locations across the southern US). The average yield of 24 entries was 63.6 bu/acre (Table 27) with a range of 0.0 to 151.8 bu/acre. The three check varieties were out-yielded by 11 breeding lines, including LA96006BSB-270 and LA9810SBS-58 which had the highest grain yields. There were a number of very susceptible lines in this trial and the average crown rust rating was 46%. Nine of the 10 highest-yielding lines also had 0% crown rust and the nine lowest-yielding lines had 95%+ crown rust. The average test weight 34.4 lbs/bu is deceiving because the nine lowest-yielding lines did not produce enough grain to measure test weight.

Figure 1

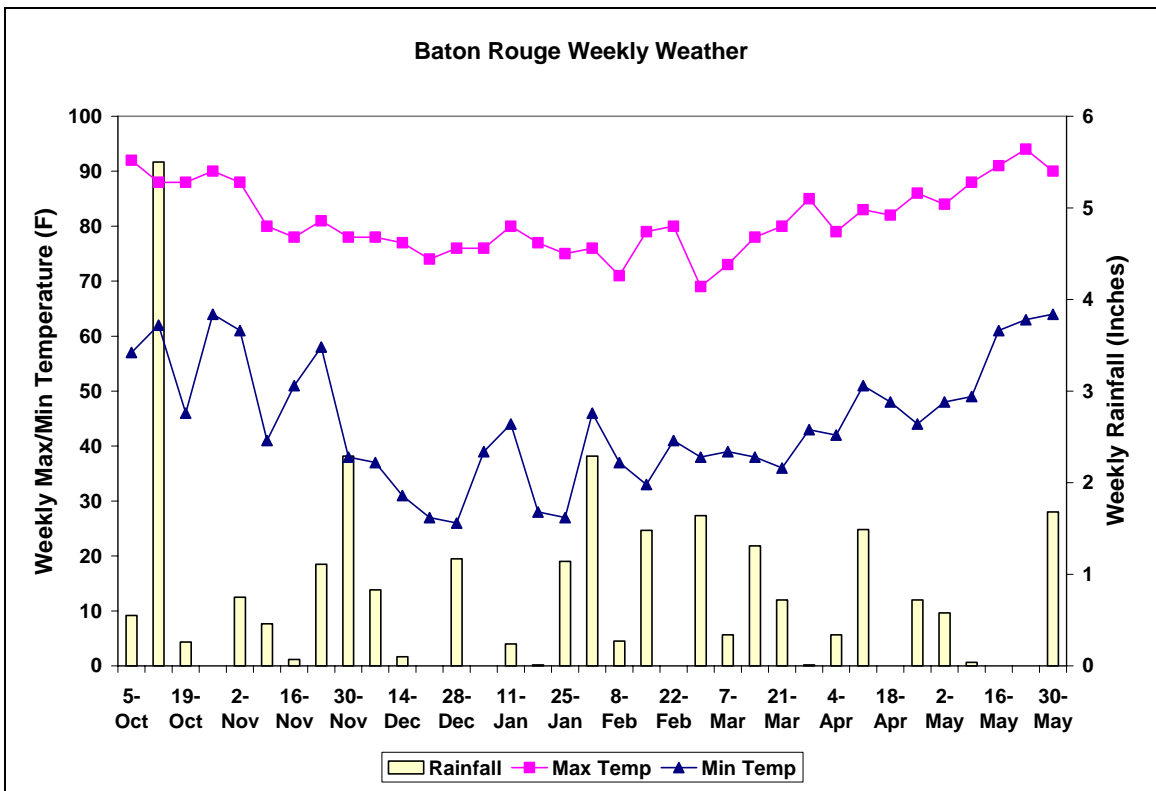
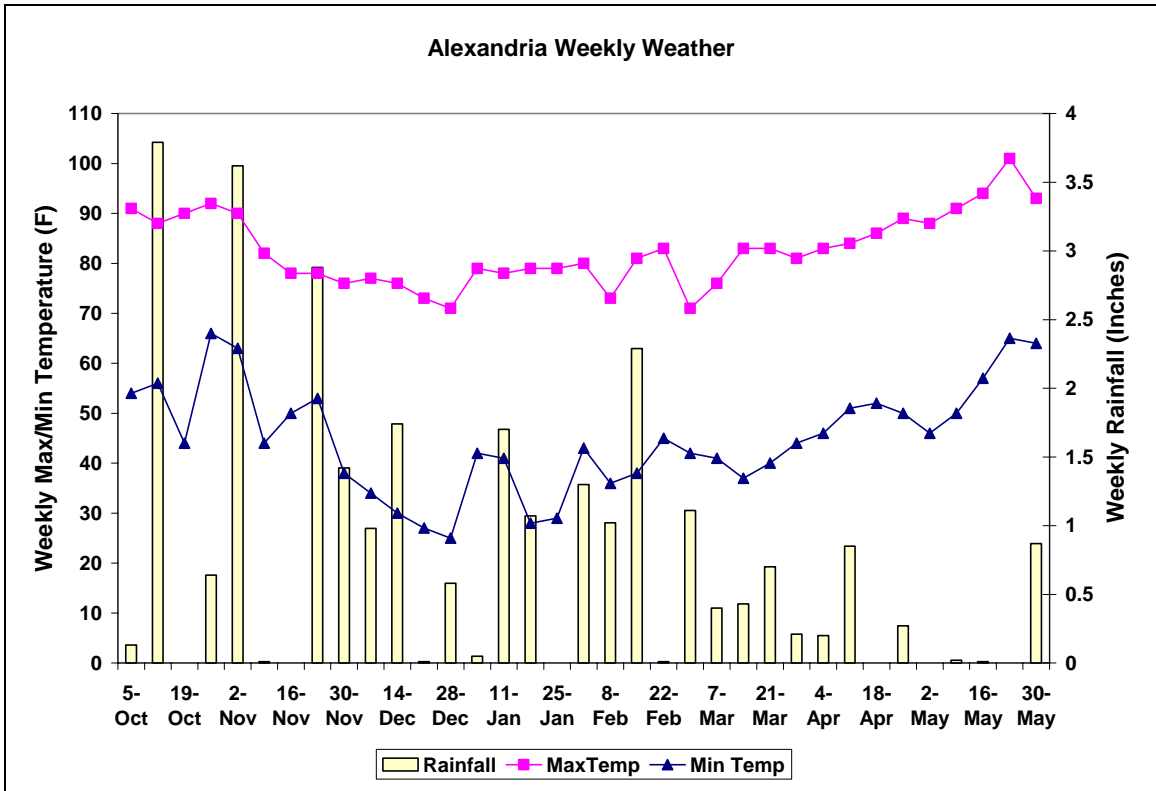


Figure 1 (cont.)

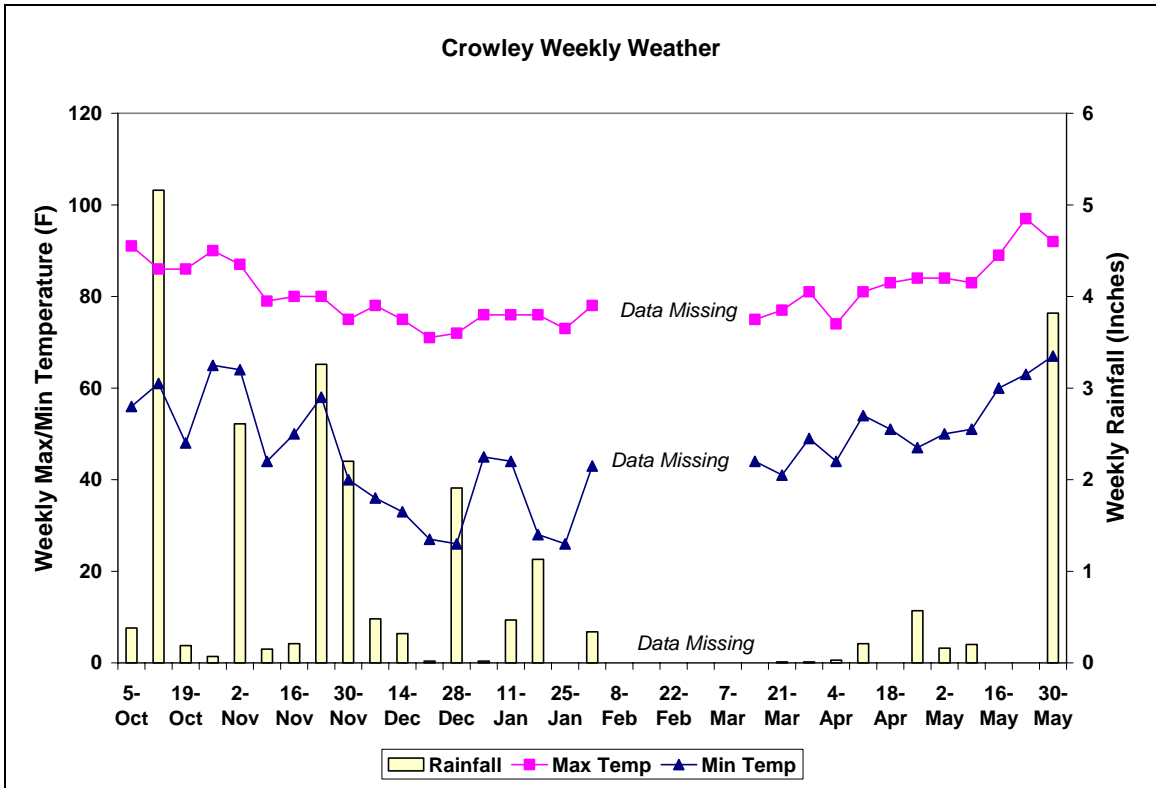
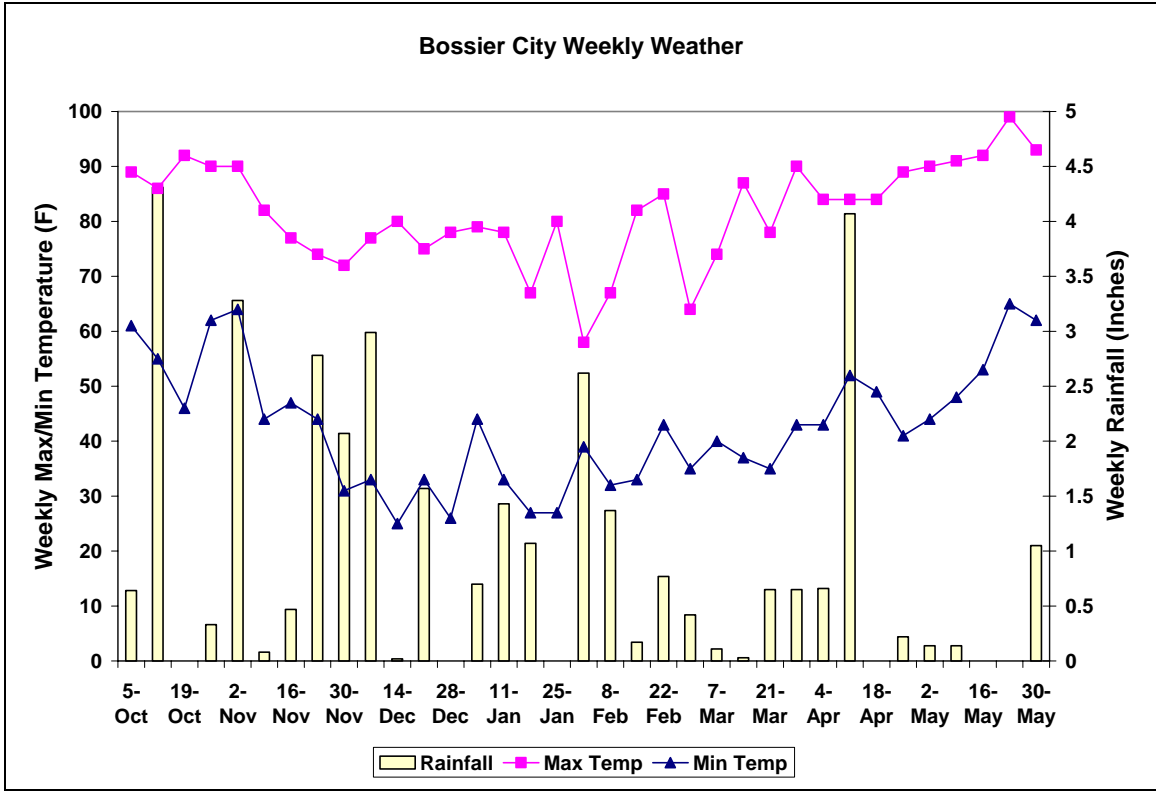


Figure 1 (cont.)

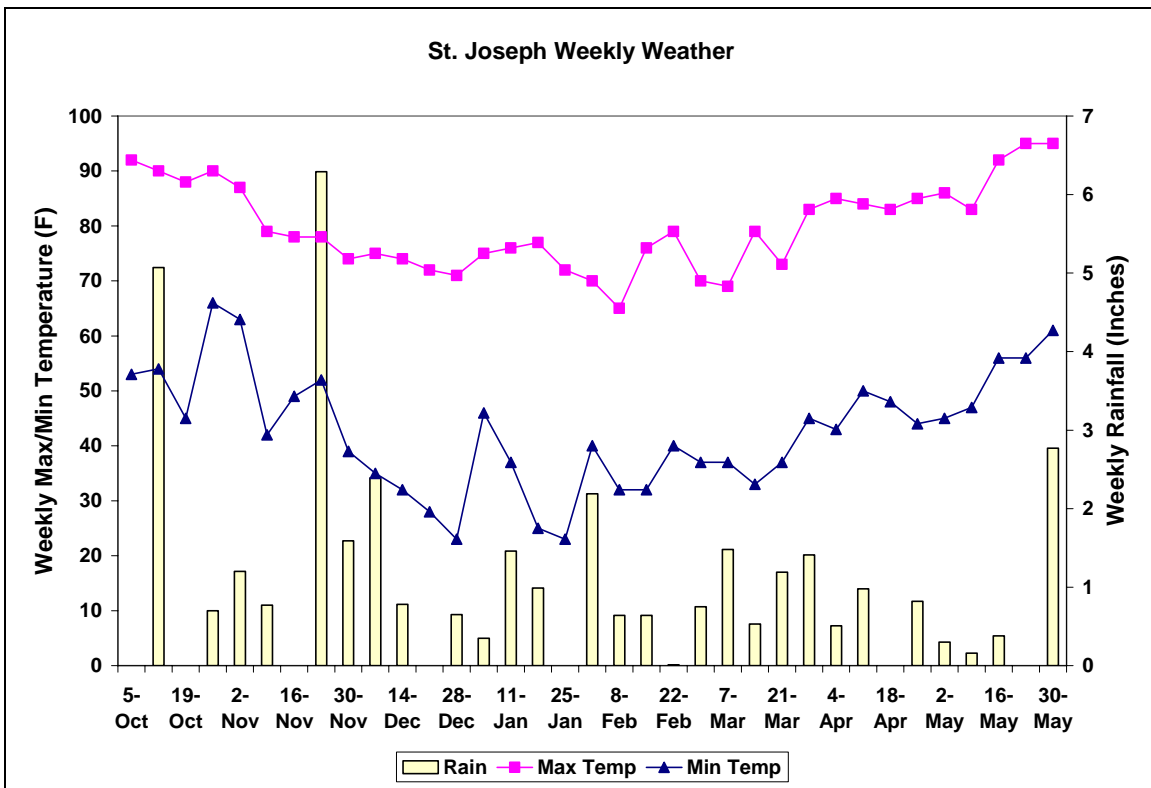
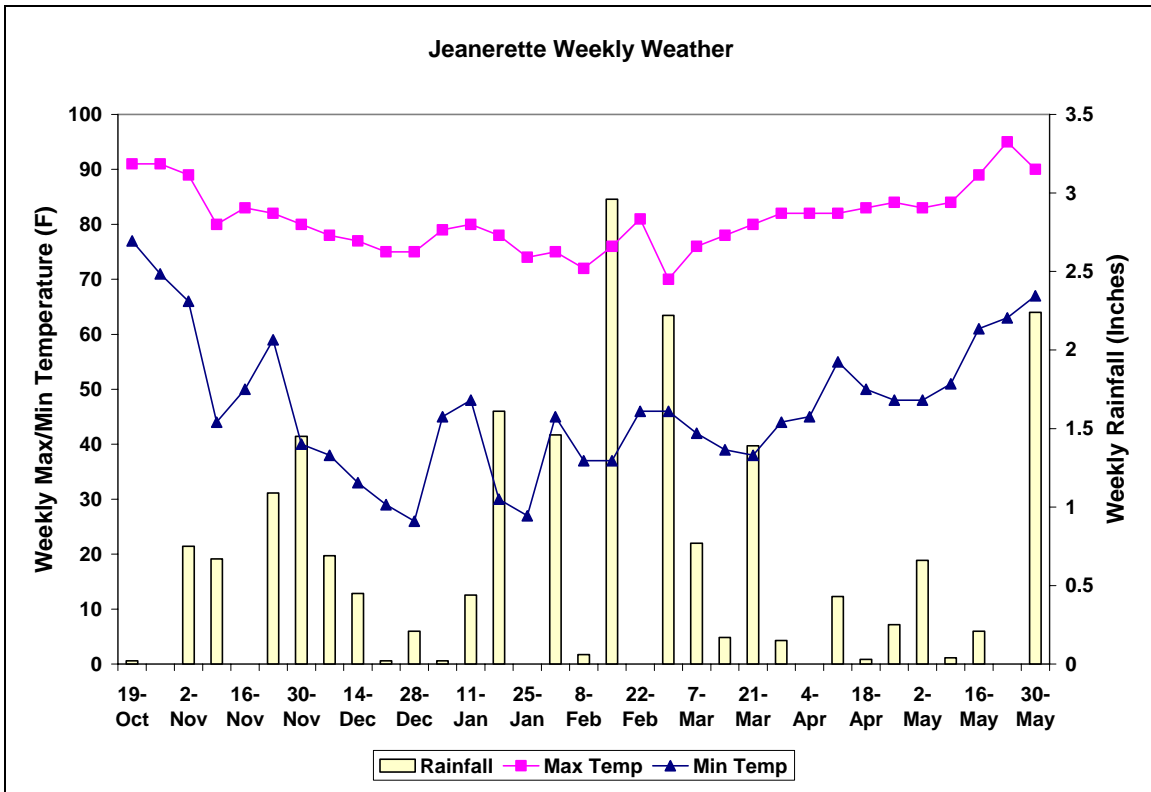


Figure 1 (cont.)

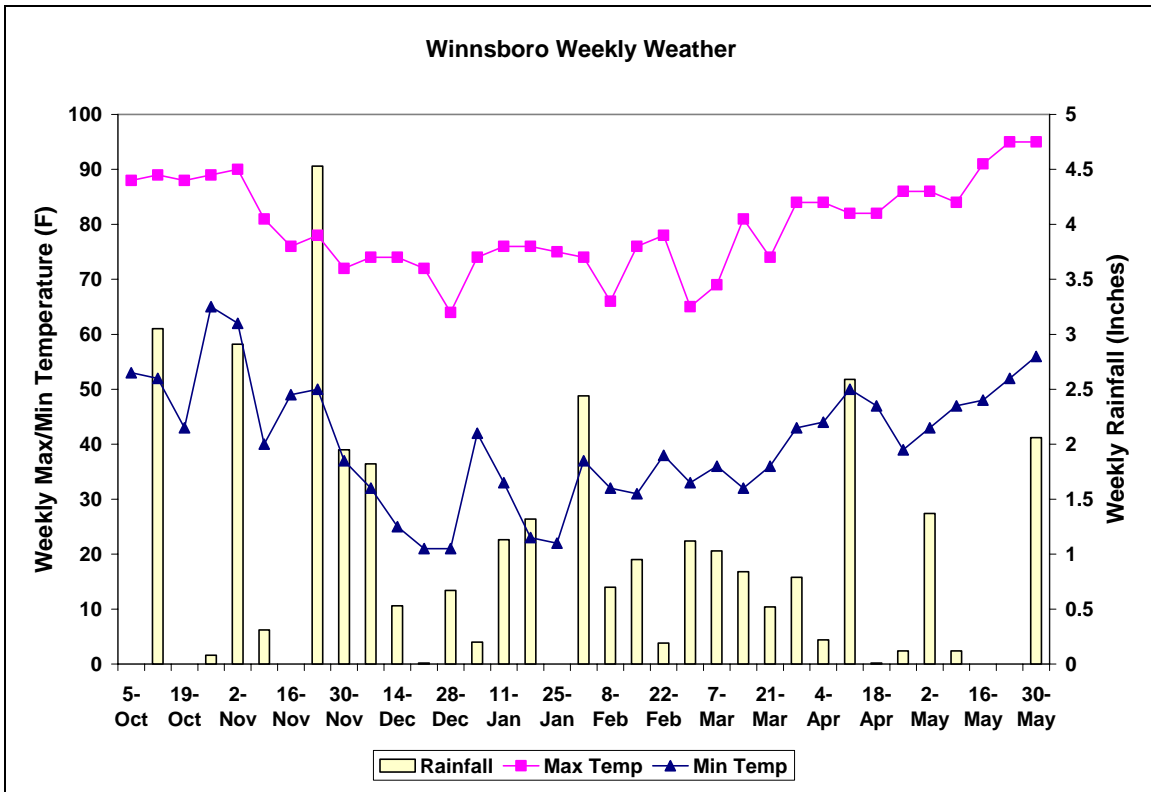




Table 1. Wheat performance trial across South Louisiana (Baton Rouge and Crowley) for 2005.

Brand / variety	Grain Yield		Test Wt	Head Day	Plant Height	Stripe Rust	Leaf Rust	Pheno -type	Fusarium Headblight
	Actual	LS Mean							
	bu/a		lbs/bu	day of yr	in	%	%	0-9	0-9
LA9560CA22-1	89.9	90.6	60.2	81	42	3	0	3.7	4.5
LA95181BUB40-1	86.3	85.4	56.0	77	43	0	18	4.5	6.5
DK GR9108	86.0	87.2	57.6	80	41	0	3	3.7	3.0
UGA951216-2E26	83.5	89.0	61.4	87	40	0	0	4.3	3.0
LA97113UC-124-3-B	82.3	82.3	59.3	83	42	0	1	4.2	5.5
LA95171CA58-3-2-C	82.0	81.8	57.7	83	37	0	1	4.2	5.0
TERRAL LA841	81.7	81.0	56.2	84	39	1	0	4.4	7.0
LA95181BUB40-2-2-C	81.3	80.2	57.3	78	42	0	7	4.5	4.5
UGA951079-2E31	81.3	81.0	59.7	82	41	2	0	4.5	1.5
LA95135D54-2-3-C	81.2	82.2	57.8	88	42	2	0	3.8	1.5
PIONEER/26R61	79.8	78.8	60.1	82	42	0	1	4.5	7.5
AGRIPRO/APW742	77.1	80.5	59.0	86	39	0	31	4.6	2.0
COKER 9152	75.4	76.3	59.0	94	42	20	0	5.3	0.5
LA96140BUA70-2	74.7	74.4	59.6	78	40	0	3	3.9	4.5
USG 3592	74.1	75.0	60.1	95	39	45	0	6.2	1.0
LA9554D68-3-2-C	74.0	77.1	56.7	81	37	0	4	3.9	5.0
LA98094BUB-58-5-B	74.0	73.9	58.4	70	35	0	0	4.1	2.0
USG 3209	73.1	72.6	58.2	86	36	5	14	5.2	3.0
VIGORO MCINTOSH	73.1	73.5	60.2	95	42	0	1	5.1	0.5
AGRIPRO/BERETTA	71.8	72.2	54.1	91	35	20	1	5.8	2.0
HBK 3266	71.3	71.2	59.2	87	40	17	0	4.6	1.5
AGRIPRO/PANOLA	70.8	70.4	58.2	92	39	2	20	4.8	2.5
LA95125BUB73-2-2-B	70.4	70.1	57.2	72	38	3	1	4.8	4.5
AGRIPRO/APW749	70.0	68.8	59.3	86	40	0	26	4.3	2.0
AGS 2000	70.0	69.7	58.5	79	40	18	0	5.7	7.5
B980582	69.3	69.7	60.5	80	41	13	1	5.2	3.5
TERRAL TV8466	69.0	69.5	58.0	95	37	8	2	6.2	0.0
LA96408D-89-3-2-B	68.3	65.9	59.3	82	38	0	22	4.4	2.5
DK 9577	68.0	63.5	58.5	92	37	10	12	5.9	1.5
DK 9650	67.7	66.8	54.4	96	37	5	7	6.1	0.0
CROPLAN 517W	67.2	66.5	56.5	89	35	22	2	5.1	2.5
DK 1551W	66.8	66.1	58.4	87	37	3	32	5.1	2.5
DK 7710	66.3	66.0	52.7	101	39	5	8	6.8	0.0
TERRAL TV8558	66.3	66.3	58.3	92	38	10	6	6.0	0.5
PROGENY 110	65.4	67.2	57.5	103	39	8	10	6.8	0.0
PROGENY 185	64.1	63.8	56.2	97	37	3	7	6.2	0.5
PROGENY 125	63.9	63.5	56.4	99	40	25	2	6.6	0.0
DK 7830	61.2	61.0	58.3	102	38	5	7	6.4	0.0
TERRAL TVX84W451	61.0	60.8	53.7	96	36	13	1	6.1	0.5
PAT	60.3	60.4	57.1	99	40	3	9	5.6	0.0
ARMOR 2010	59.8	59.8	58.2	95	40	5	8	6.4	0.0
LA952D3-1-3-C	58.3	58.0	55.8	76	37	3	37	5.8	4.5
LA95283CA78-1-2-B	58.2	57.4	58.9	76	36	0	1	5.0	5.5
USG EXP. 910	58.2	57.7	55.4	98	39	15	2	6.8	0.0
DELTA GROW 4100	57.6	57.2	59.4	103	39	5	11	6.3	0.0



Table 1. Wheat performance trial across South Louisiana (Baton Rouge and Crowley) for 2005.

Brand / variety	Grain Yield		Test Wt	Head Day	Plant Height	Stripe Rust	Leaf Rust	Pheno -type	Fusarium Headblight
	Actual	LS Mean							
	bu/a		lbs/bu	day of yr	in	%	%	0-9	0-9
VIGORO V9513	57.0	55.5	53.2	88	37	0	10	6.8	0.0
PROGENY 133	55.9	56.1	58.1	102	38	0	10	6.9	0.0
DIXIE 9812	55.6	54.0	59.4	95	39	3	10	6.0	0.0
B980696	55.6	55.3	47.1	103	34	0	3	6.7	0.0
DIXIE 900	55.3	55.7	56.6	104	39	3	8	7.2	0.0
COKER 9375	54.6	52.9	55.6	94	41	4	32	5.8	2.0
USG 3350	53.3	52.9	60.5	101	39	0	15	6.8	0.0
DIXIE 9512	51.5	50.9	57.3	87	40	3	9	6.8	0.0
RO 33	51.5	50.1	57.3	105	38	0	10	6.8	0.0
TERRAL TV8502	51.5	51.3	57.5	104	40	5	12	6.9	0.0
PROGENY 166	51.0	50.2	57.6	102	39	0	9	7.1	0.0
PROGENY 145	50.4	49.4	58.5	101	40	15	8	7.4	0.5
ARMOR 3330	48.7	47.9	58.9	103	38	2	12	6.6	0.0
CROPLAN 554W	48.1	49.0	57.1	95	35	35	5	6.5	0.5
DELTA GROW 4200	47.5	46.7	56.3	102	38	10	9	7.5	0.0
PROGENY 156	46.2	44.4	55.1	102	37	3	12	7.3	0.0
DELTA GROW 4500	45.0	40.2	55.7	104	39	3	21	7.3	0.0
ARMOR 3035	44.9	42.4	58.3	101	39	8	17	7.0	0.0
MCCORMICK	41.4	41.0	59.7	102	32	8	54	7.8	0.0
Mean	65.2		57.6	91	39	6	9	5.8	1.8
CV	15		3	2	4		78	11	
LSD	13.5		2.7	5	3		NS	1.3	

Data from Crowley and Baton Rouge, LA for 2005.

Very wet winter followed by very dry grain fill. Little Septoria glume blotch and no lodging. Very high test weights and grain quality.

Bold 'Brand/variety' indicates the entry is commercially available, others are non-released breeding lines.

LS Mean is a statistical estimate of what the mean would be without the missing data/plots at Crowley.

Fusarium (scab) ratings: 0 = none, 9 = severe.

Phenotype is a relative 'visual appeal' rating that takes into account plant vigor, diseases, etc. 0 = best.



Table 2. Wheat performance trial across South Louisiana for two years, 2004 and 2005.

Brand / variety	Grain Yield bu/a	Test Wt lbs/bu	Head Day day of yr	Plant Height in	Lodging 0-9	Stripe Rust %	Leaf Rust %	Pheno -type 0-9
LA9560CA22-1	89.1	60.2	83	40	1.3	3	0	3.6
DK GR9108	85.1	57.6	84	39	1.1	0	2	3.4
LA95181BUB40-1	83.2	56.0	80	40	1.1	0	12	4.2
TERRAL LA841	82.4	56.2	86	36	1.1	1	0	3.9
LA97113UC-124-3-B	80.4	59.3	87	38	1.1	0	1	3.9
LA95135D54-2-3-C	79.7	57.8	93	40	1.5	2	0	3.9
USG 3209	76.5	58.2	87	33	1.1	5	9	4.8
AGRIPRO/PANOLA	76.5	58.2	93	37	1.1	2	13	4.7
USG 3592	76.2	60.1	98	38	1.7	45	0	6.4
HBK 3266	74.8	59.2	90	39	1.3	17	0	4.6
COKER 9152	74.3	59.0	97	40	1.7	20	0	5.2
VIGORO MCINTOSH	73.6	60.2	95	40	1.4	0	1	5.2
DK 1551W	73.0	58.4	94	36	1.1	3	21	5.7
TERRAL TV8466	72.4	58.0	98	35	1.3	8	2	6.3
LA96140BUA70-2	71.2	59.6	80	37	0.9	0	2	3.6
AGS 2000	70.7	58.5	83	37	1.1	18	0	4.8
DK 7710	67.9	52.7	106	37	1.9	5	6	6.8
PROGENY 110	66.0	57.5	105	38	1.3	8	8	7.1
PAT	66.0	57.1	102	38	0.6	3	6	5.4
DK 7830	63.7	58.3	103	37	1.1	5	5	6.4
COKER 9375	61.7	55.6	97	39	0.9	4	21	6.0
RO 33	60.7	57.3	105	37	1.1	0	8	6.9
DIXIE 9812	60.7	59.4	99	38	1.6	3	7	6.0
ARMOR 3330	59.6	58.9	104	38	1.1	2	9	6.7
USG 3350	58.6	60.5	104	38	1.3	0	11	6.9
TERRAL TV8502	58.5	57.5	106	38	1.3	5	9	7.3
MCCORMICK	57.9	59.7	97	31	1.1	8	36	6.8
PROGENY 133	57.3	58.1	105	37	1.3	0	8	7.1
DIXIE 900	56.8	56.6	106	37	1.1	3	7	7.3
PROGENY 166	56.3	57.6	105	38	1.3	0	7	7.4
DELTA GROW 4500	55.3	55.7	105	37	1.3	3	15	7.0
PROGENY 145	54.0	58.5	104	38	1.4	15	7	7.3
DELTA GROW 4200	52.5	56.3	106	36	1.1	10	8	7.5
LA95283CA78-1-2-B	50.7	58.9	78	34	1.0	0	1	4.3
ARMOR 3035	48.7	58.3	105	38	1.1	8	12	7.3
PROGENY 156	47.4	55.1	107	35	1.1	3	9	7.4
Mean	66.7	57.9	96	37	1.2	6	7	5.8
CV	14	3	2	4	28		61	10
LSD	12.4	2.1	4	2	NS		NS	1.0

Contains data for Jeanerette in 2004 and Baton Rouge and Crowley in 2005.

Bold 'Brand/variety' indicates the entry is commercially available, others are non-released breeding lines.

Phenotype is a relative 'visual appeal' rating that takes into account plant vigor, diseases, etc. 0 = best.



Table 3. Wheat performance trial across South Louisiana for three years, 2003, 2004 and 2005.

Brand / variety	Grain Yield bu/a	Test Wt lbs/bu	Head Day day of yr	Plant Height in	Lodging 0-9	Stripe Rust %	Leaf Rust %	Sep-toria	Pheno-type 0-9
AGRIPRO/PANOLA	79.8	58.0	94	36	1.1	0	6	2.0	3.9
TERRAL LA841	78.0	56.3	88	35	1.1	0	0	1.2	4.2
LA95181BUB40-1	77.5	56.1	83	39	1.1	1	6	1.6	4.0
DK 1551W	76.7	58.0	96	35	1.1	3	10	2.0	4.8
LA96140BUA70-2	74.0	59.5	84	35	0.9	0	1	1.4	3.2
HBK 3266	73.8	58.5	91	37	1.3	13	0	2.2	4.3
USG 3592	72.9	59.2	97	37	1.7	19	0	2.6	5.4
TERRAL TV8466	72.6	56.9	98	35	1.3	2	1	2.4	5.9
USG 3209	72.3	57.3	89	32	1.1	4	5	2.2	4.6
COKER 9152	70.5	58.5	98	40	1.7	5	0	2.2	4.5
AGS 2000	69.8	57.7	86	37	1.1	15	0	3.4	4.8
MCCORMICK	69.2	58.8	98	32	1.1	2	17	1.8	5.9
PAT	68.8	57.3	103	38	0.6	1	3	1.4	5.0
DIXIE 9812	66.2	58.4	99	39	1.6	1	5	3.4	5.6
RO 33	62.9	56.9	105	38	1.1	0	8	2.8	6.2
DIXIE 900	62.8	56.4	105	39	1.1	1	5	2.8	6.6
COKER 9375	62.3	55.5	98	39	0.9	1	13	1.8	5.1
TERRAL TV8502	61.8	57.1	105	39	1.3	1	5	2.6	6.7
USG 3350	61.2	58.7	104	39	1.3	0	7	3.0	6.3
DELTA GROW 4500	59.5	56.5	103	39	1.3	1	9	3.6	6.5
DELTA GROW 4200	57.9	56.1	105	38	1.1	3	6	2.8	6.7
Mean	69.1	57.5	97	37	1.2	3	5	2.3	5.2
CV	14	2	2	4	26	123	72	30	13
LSD	8.1	1.3	3	2	NS	8	NS	1.1	0.8

Contains data for Jeanerette, Baton Rouge, and Crowley in 2003; Jeanerette in 2004; and Baton Rouge and Crowley in 2005.

Bold 'Brand/variety' indicates the entry is commercially available, others are non-released breeding lines.

Phenotype is a relative 'visual appeal' rating that takes into account plant vigor, diseases, etc. 0 = best.



Table 4. Wheat performance trial at Baton Rouge, LA for 2005.

Brand / variety	Grain Yield bu/a	Test Wt lbs/bu	Head Day day of yr	Plant Height in	Stripe Rust %	Leaf Rust %	Pheno -type 0-9
LA95181BUB40-1	91.4	57.5	84	44	0	1	4.0
LA9560CA22-1	85.6	61.7	89	42	3	0	3.8
PIONEER/26R61	85.5	62.1	90	42	0	0	3.5
TERRAL LA841	85.5	58.5	91	40	1	0	3.3
DK GR9108	85.2	58.4	91	43	0	0	3.3
LA95181BUB40-2-2-C	84.8	58.6	86	42	0	1	4.0
UGA951079-2E31	83.4	61.2	99	42	2	0	5.5
LA95171CA58-3-2-C	83.4	59.4	90	40	0	1	3.8
LA97113UC-124-3-B	82.4	62.0	91	42	0	0	3.3
LA95135D54-2-3-C	80.7	59.3	97	43	2	0	4.7
LA96140BUA70-2	76.4	60.9	85	40	0	2	3.8
USG 3209	76.1	60.0	95	36	5	1	5.3
DK 9577	75.5	59.7	97	40	10	5	6.3
LA98094BUB-58-5-B	74.6	60.7	77	35	0	0	3.7
LA96408D-89-3-2-B	74.5	60.2	90	41	0	1	3.3
AGRIPRO/APW749	74.0	60.9	94	41	0	5	4.0
UGA951216-2E26	74.0	62.6	95	41	0	0	4.5
AGRIPRO/PANOLA	73.6	59.6	101	40	2	4	4.7
DK 9650	72.8	57.4	104	39	5	11	6.7
AGS 2000	72.0	59.9	87	42	18	0	4.8
AGRIPRO/APW742	71.9	61.3	95	40	0	4	3.7
CROPLAN 517W	71.8	57.6	98	35	22	0	5.2
LA95125BUB73-2-2-B	71.7	60.6	79	37	3	0	3.7
HBK 3266	71.5	60.0	95	41	17	0	5.2
VIGORO MCINTOSH	71.1	60.9	103	42	0	0	6.2
DK 1551W	70.8	59.8	102	39	3	4	5.2
COKER 9152	70.0	60.2	104	43	20	0	6.2
AGRIPRO/BERETTA	69.4	54.6	103	36	20	0	6.7
LA9554D68-3-2-C	69.2	57.2	89	36	0	1	3.8
USG 3592	68.7	61.7	104	41	45	0	6.8
DK 7710	68.3	53.7	110	41	5	11	6.5
B980582	66.9	61.6	90	41	13	0	4.8
PROGENY 125	66.7	57.0	106	41	25	3	6.7
TERRAL TV8466	66.5	58.5	104	39	8	1	6.3
TERRAL TV8558	66.2	59.5	102	39	10	6	6.5
VIGORO V9513	65.6	52.6	110	40	0	16	6.7
DIXIE 9812	65.1	61.0	103	42	3	18	6.0
COKER 9375	64.6	56.1	103	42	4	1	6.0
LA95283CA78-1-2-B	62.7	61.8	83	37	0	0	4.5
DK 7830	62.5	60.9	104	43	5	12	6.3
TERRAL TVX84W451	61.8	56.4	104	38	13	0	6.7
USG EXP. 910	61.3	56.1	109	41	15	4	6.7
PROGENY 185	60.9	57.1	106	38	3	3	6.8
ARMOR 2010	60.1	60.4	103	43	5	13	6.3
ARMOR 3035	59.8	59.0	109	42	8	18	7.0



Table 4. Wheat performance trial at Baton Rouge, LA for 2005.

Brand / variety	Grain Yield bu/a	Test Wt lbs/bu	Head Day day of yr	Plant Height in	Stripe Rust %	Leaf Rust %	Pheno -type 0-9
PAT	59.7	59.1	110	40	3	2	6.2
DELTA GROW 4100	59.6	60.7	108	41	5	22	7.2
LA952D3-1-3-C	59.1	56.8	88	38	3	21	5.2
PROGENY 145	56.7	60.2	105	44	15	16	7.3
USG 3350	55.9	63.0	106	42	0	28	6.7
PROGENY 166	55.6	59.0	109	42	0	16	7.2
DIXIE 9512	55.2	59.9	104	42	3	15	7.2
PROGENY 133	54.6	60.1	110	42	0	19	6.8
PROGENY 110	54.6	58.4	109	42	8	18	7.2
ARMOR 3330	53.6	60.6	109	42	2	13	6.7
DIXIE 900	53.2	57.7	110	42	3	14	7.3
DELTA GROW 4500	52.9	57.7	108	43	3	20	7.0
RO 33	52.7	57.7	110	41	0	19	6.7
DELTA GROW 4200	52.5	56.2	110	40	10	19	7.5
TERRAL TV8502	52.3	59.2	109	42	5	22	7.3
PROGENY 156	48.1	55.9	110	39	3	21	7.7
B980696	46.7	43.6		34	0	5	6.8
MCCORMICK	43.6	60.9	107	33	8	50	8.0
CROPLAN 554W	42.4	59.2	107	33	35	6	7.5
Mean	66.7	59.0	99	40	6	8	5.7
CV	11	2	2	3	111	61	6
LSD	8.6	1.6	4	2	11	8	0.6

Ben Hur Research Farm, Central Research Stations, Baton Rouge, LA. Steve Harrison, Kelly Arceneaux, and Fred Larue .

Cultural and Site: Planted 11/17/2004. Harvested 70 ft-sq plots on 5/27/2005. 18-46-60 pre + 90-0-0 topdress fertilizer.

Very wet winter followed by very dry grain fill. Little Septoria glume blotch and no lodging. Very high test weights and grain quality.

Bold 'Brand/variety' indicates the entry is commercially available, others are non-released breeding lines.

Phenotype is a relative 'visual appeal' rating that takes into account plant vigor, diseases, etc. 0 = best.



Table 5. Wheat performance trial at Crowley, LA for 2005.

Brand / variety	Grain Yield *		Test	Stand	Head	Plant	Leaf	Fus Head	Pheno
	Actual	LS Mean	Wt		Day	Height	Rust	Blight #	-type
	bu/a		lbs/bu	%	day of yr	in	%	0-9	0-9
UGA951216-2E26	102.6	104.2	59.2	90	79	39	0	3.0	4.0
LA9560CA22-1	95.7	95.7	58.2	100	75	42	0	4.5	3.5
DK GR9108	87.8	89.4	56.0	85	73	40	7	3.0	4.0
AGRIPRO/APW742	87.7	89.4	56.0	75	80	38	58	2.0	5.5
LA9554D68-3-2-C	83.4	85.1	55.6	70	76	37	7	5.0	4.0
COKER 9152	82.7	82.7	57.3	93	88	42	0	0.5	4.5
LA95135D54-2-3-C	82.2	83.8	55.0	100	79	40	0	1.5	3.0
LA97113UC-124-3-B	82.2	82.2	55.7	100	77	42	3	5.5	5.0
USG 3592	81.3	81.3	57.0	100	89	37	0	1.0	5.5
LA95171CA58-3-2-C	80.2	80.2	55.5	87	78	36	2	5.0	4.5
PROGENY 110	79.9	79.9	56.3	97	99	38	3	0.0	6.5
LA95181BUB40-1	79.5	79.5	54.1	87	73	42	35	6.5	5.0
UGA951079-2E31	78.6	78.6	57.8	93	72	40	0	1.5	3.5
TERRAL LA841	76.6	76.6	53.1	88	79	38	0	7.0	5.5
VIGORO MCINTOSH	75.8	75.8	59.2	100	89	42	3	0.5	4.0
AGRIPRO/BERETTA	75.1	75.1	53.5	93	84	34	2	2.0	5.0
LA95181BUB40-2-2-C	74.2	75.9	54.5	100	70	42	13	4.5	5.0
LA98094BUB-58-5-B	73.1	73.1	55.4	100	65	36	0	2.0	4.5
B980582	72.5	72.5	58.9	97	74	41	2	3.5	5.5
TERRAL TV8466	72.5	72.5	57.3	97	89	36	3	0.0	6.0
LA96140BUA70-2	72.3	72.3	57.8	90	73	39	4	4.5	4.0
PIONEER/26R61	72.1	72.1	57.4	93	77	42	1	7.5	5.5
HBK 3266	70.9	70.9	58.2	77	82	40	0	1.5	4.0
USG 3209	69.1	69.1	55.7	95	81	36	28	3.0	5.0
LA95125BUB73-2-2-B	68.6	68.6	52.7	97	67	39	2	4.5	6.0
AGS 2000	67.4	67.4	56.6	77	75	38	0	7.5	6.5
PROGENY 185	67.4	67.4	55.0	98	92	36	10	0.5	5.5
AGRIPRO/PANOLA	67.2	67.2	56.2	85	86	39	35	2.5	5.0
TERRAL TV8558	66.3	66.3	56.8	83	85	38	5	0.5	5.5
B980696	64.5	64.5	50.6	95	103	34	1	0.0	6.5
DK 7710	63.7	63.7	51.3	88	98	37	6	0.0	7.0
AGRIPRO/APW749	62.2	63.8	57.3	70	81	39	48	2.0	4.5
DK 1551W	61.4	61.4	56.6	90	77	37	60	2.5	5.0
CROPLAN 517W	61.1	61.1	55.1	100	84	35	3	2.5	5.0
PAT	61.1	61.1	54.5	97	91	40	15	0.0	5.0
DK 9650	60.8	60.8	50.3	90	91	37	3	0.0	5.5
PROGENY 125	60.3	60.3	55.6	80	95	39	0	0.0	6.5
TERRAL TVX84W451	59.9	59.9	48.4	80	92	35	2	0.5	5.5
DK 7830	59.6	59.6	54.8	92	101	35	3	0.0	6.5
ARMOR 2010	59.5	59.5	55.1	88	91	38	4	0.0	6.5
DIXIE 900	58.1	58.1	55.2	100	100	37	3	0.0	7.0
PROGENY 133	57.5	57.5	55.5	100	98	36	2	0.0	7.0
LA952D3-1-3-C	56.8	56.8	54.3	82	69	36	53	4.5	6.5
LA96408D-89-3-2-B	55.9	57.6	57.4	63	77	36	43	2.5	5.5
CROPLAN 554W	55.6	55.6	54.2	97	87	36	5	0.5	5.5



Table 5. Wheat performance trial at Crowley, LA for 2005.

Brand / variety	Grain Yield *		Test	Head	Plant	Leaf	Fus Head	Pheno	
	Actual	LS Mean	Wt	Stand	Day	Height	Rust	Blight #	-type
	bu/a		lbs/bu	%	day of yr	in	%	0-9	0-9
DELTA GROW 4100	54.9	54.9	57.8	100	100	37	0	0.0	5.5
USG EXP. 910	54.2	54.2	54.4	93	90	38	0	0.0	7.0
DK 9577	53.1	51.4	56.0	80	86	35	20	1.5	5.5
LA95283CA78-1-2-B	52.1	52.1	55.2	88	72	36	3	5.5	5.5
TERRAL TV8502	50.4	50.4	55.3	100	100	38	2	0.0	6.5
USG 3350	49.8	49.8	57.1	100	98	38	2	0.0	7.0
RO 33	48.9	47.3	56.4	95	101	36	2	0.0	7.0
DIXIE 9512	46.5	46.5	53.8	98	76	39	3	0.0	6.5
VIGORO V9513	45.5	45.5	54.0	97	81	36	4	0.0	7.0
PROGENY 166	44.8	44.8	55.8	93	98	37	2	0.0	7.0
DIXIE 9812	42.9	42.9	57.3	97	90	37	2	0.0	6.0
ARMOR 3330	42.2	42.2	55.5	85	99	36	10	0.0	6.5
PROGENY 156	42.2	40.6	54.1	77	99	36	3	0.0	7.0
PROGENY 145	42.1	42.1	56.1	85	98	38	0	0.5	7.5
COKER 9375	41.3	41.3	54.9	87	88	40	63	2.0	5.5
DELTA GROW 4200	41.0	41.0	56.4	95	100	37	0	0.0	7.5
MCCORMICK	38.4	38.4	54.7	95	98	32	58	0.0	7.5
DELTA GROW 4500	29.1	27.5	47.8	53	102	36	23	0.0	7.5
ARMOR 3035	25.0	25.0	55.1	52	96	37	15	0.0	7.0
Mean	63.0		55.5	89	86	38	10	1.8	5.7
CV	20		4	20	2	5	85	46	15
LSD	17.9		2.9	24	3	2	15	1.4	1.4

Rice Research Station, Crowley, LA. Jason Bond and

Cultural and Site: Crowley silt loam. Fallow previous crop. 0-60-60 preplant fertilizer on 11/15/2004. Planted 11/16/2004. 92-0-0 topdress on 2/10/2005. 3oz/acre Sencor plus 0.4 oz/acre Amber herbicides on 12/15/2004. Harvested on May 17, 2005.

A rainy period began on November 17 and lasted until the end of November. Some stand loss, particularly in the first replication, occurred in November due to the rainy period and puddling. Cold weather in late December burned leaf tips but did not cause any significant damage. Rainfall was adequate but light from early December through January. Heading was very erratic, but overall there were few problems after the initial wet period after planting

Bold 'Brand/variety' indicates the entry is commercially available, others are non-released breeding lines.

* **Stand** is present stand estimated in early winter. One rep and some plots discarded due to poor stands resulting from heavy rainfall after planting. LS Mean is a statistical estimate that attempts to compensate for the missing plots (not entire rep).

Fusarium headblight (scab) rating at maturity, where: 0 - no scab, 9 = majority of heads have significant scabby florets.

Phenotype is a relative 'visual appeal' rating that takes into account plant vigor, diseases, etc. 0 = best.



Table 6. Wheat performance trial across North Louisiana (Alexandria, Bossier City, and Winnboro) for 2005.

Brand / variety	Grain Yield bu/a	Test Wt lbs/bu	Head Day day of yr	Plant Height in	Lodging 0-9	Stripe Rust %	Leaf Rust %	Pheno -type 0-9
TERRAL LA841	93.8	60.8	92	36	0.0	0	0	3.1
VIGORO MCINTOSH	89.8	61.2	96	39	1.5	2	1	3.5
LA95181BUB40-1	88.4	59.2	90	40	0.0	1	7	3.6
AGRIPRO/APW742	87.2	61.6	95	35	1.5	1	4	3.4
LA95181BUB40-2-2-C	87.2	59.8	92	40	0.5	7	7	4.0
DK GR9108	86.9	58.8	95	40	1.0	2	0	3.5
LA95171CA58-3-2-C	86.2	61.1	95	38	1.0	3	1	4.1
AGRIPRO/NATCHEZ	85.5	59.8	104	38	2.5	3	0	4.5
UGA951216-2E26	84.6	61.4	95	39	0.0	1	0	2.5
LA95135D54-2-3-C	84.5	60.5	97	39	1.5	8	0	3.3
AGRIPRO/APW749	83.9	60.8	95	36	2.0	4	6	4.1
UGA951079-2E31	83.5	60.8	93	39	0.5	0	0	3.3
LA9560CA22-1	81.1	61.7	91	41	1.0	23	0	3.3
LA9554D68-3-2-C	80.6	59.1	93	36	1.0	3	4	3.6
TERRAL TV8466	79.7	58.7	101	36	0.5	3	1	4.5
LA97113UC-124-3-B	79.0	61.2	95	39	1.0	4	1	4.4
DK 9577	77.9	59.4	100	35	0.0	16	1	5.4
LA98094BUB-58-5-B	76.2	61.6	82	33	1.0	0	0	4.3
PIONEER/26R61	75.4	61.9	94	38	0.0	3	0	4.0
AGRIPRO/PANOLA	74.3	58.8	96	35	2.0	8	15	5.8
PAT	73.7	60.0	105	39	0.0	2	2	4.1
LA96140BUA70-2	73.5	61.4	92	35	1.0	0	2	3.5
LA95283CA78-1-2-B	73.3	62.6	87	36	0.5	0	1	3.5
PROGENY 185	72.9	58.2	101	35	0.5	14	0	4.8
ARMOR 2010	71.4	59.7	100	39	1.5	4	2	5.5
AGRIPRO/BERETTA	71.4	58.9	101	34	0.5	6	0	5.5
TERRAL TV8558	71.4	58.2	102	36	0.0	17	3	5.5
DIXIE 9812	70.9	60.0	99	39	2.0	10	1	5.1
DK 1551W	70.3	59.5	100	34	1.5	3	10	4.9
DELTA GROW 4100	70.1	59.8	104	40	1.5	1	1	5.3
DK 7830	69.7	60.0	102	40	1.5	3	1	5.3
LA96408D-89-3-2-B	69.1	60.6	96	37	1.0	25	1	4.6
DK 7710	68.7	59.1	104	39	0.0	0	5	5.4
TERRAL TV8565	68.3	59.4	105	41	0.5	1	2	5.4
TERRAL TV8450	68.3	59.4	99	41	1.5	6	4	5.6
DK 9410	68.0	60.3	103	40	0.5	1	1	5.5
PROGENY 166	67.7	59.2	104	40	0.5	1	2	5.4
PROGENY 133	67.1	60.2	103	40	1.5	3	2	5.1
USG 3209	66.9	59.0	94	30	1.5	29	15	5.9
ARMOR 3035	66.4	59.8	105	41	1.0	1	1	5.0
RO 33	66.4	59.9	105	40	0.5	0	1	5.9
PROGENY 145	66.4	60.1	101	41	1.0	6	1	5.1
NK/B980696	66.1	57.3	109	37	0.0	0	0	5.4
VIGORO V9513	65.7	58.8	104	39	0.0	0	4	5.5
TERRAL TV8502	65.4	59.9	104	40	0.5	3	1	5.5



Table 6. Wheat performance trial across North Louisiana (Alexandria, Bossier City, and Winnsboro) for 2005.

Brand / variety	Grain Yield bu/a	Test Wt lbs/bu	Head Day day of yr	Plant Height in	Lodging 0-9	Stripe Rust %	Leaf Rust %	Pheno -type 0-9
RO 23	65.3	59.5	101	40	2.0	7	0	5.6
USG 3350	65.2	59.8	104	39	0.0	1	1	5.6
ARMOR 3330	64.4	59.5	104	39	1.0	2	3	5.3
DK 7900	64.2	60.0	105	41	1.0	1	2	5.0
DIXIE 900	63.6	59.6	105	41	1.0	0	1	5.9
HBK 3266	63.2	60.0	97	35	1.5	49	0	5.3
DIXIE 9512	63.2	60.5	102	40	1.5	6	2	5.4
DELTA GROW 4200	62.9	59.2	105	40	0.5	1	1	6.0
AGS 2000	62.4	59.9	94	35	2.5	69	0	6.3
PROGENY 156	62.3	58.9	105	37	2.0	5	1	5.5
PROGENY 110	62.2	59.3	102	40	1.0	14	1	5.4
DELTA GROW 4500	58.6	58.9	103	40	1.5	3	1	5.1
NK/COKER 9152	56.5	59.5	98	38	1.5	57	0	6.4
NK/B980582	56.5	61.2	97	33	0.5	60	0	7.0
USG 3592	56.4	61.4	99	34	2.5	46	0	6.4
LA952D3-1-3-C	56.4	57.9	93	33	3.0	6	34	6.3
NK/COKER 9375	53.5	56.7	102	37	1.0	35	4	6.4
LA95125BUB73-2-2-B	52.3	60.1	86	33	1.5	60	0	4.6
TERRAL TVX84W451	49.6	57.2	100	32	0.0	46	2	6.0
CROPLAN 517W	48.7	58.6	96	30	0.5	55	1	6.9
DK 9650	48.4	56.5	101	33	0.0	48	1	5.9
CROPLAN 554W	40.6	58.1	101	31	0.0	51	16	6.4
USG EXP. 910	38.8	58.3	103	35	0.0	43	0	6.4
PROGENY 125	37.4	56.7	103	34	0.5	46	0	6.3
MCCORMICK	36.7	59.1	104	31	0.0	29	40	7.0
Mean	68.4	59.7	99	37	0.9	14	3	5.1
CV	11	2	2	5		54	132	13
LSD	10.4	1.0	4	2		18	1	0.9

Contains data for Alexandria, Bossier City, and Winnsboro, LA for 2005.

Brand/variety indicates the entry is commercially available, others are non-released breeding lines.

Phenotype is a relative 'visual appeal' rating that takes into account plant vigor, diseases, etc. 0 = best.



Table 7. Wheat performance trial across North Louisiana for two years, 2004 and 2005.

Brand / variety	Grain Yield bu/a	Test Wt lbs/bu	Head Day day of yr	Plant Height in	Lodging 0-9	Stripe Rust %	Leaf Rust %	Sep-toria	Pheno-type 0-9
TERRAL LA841	93.5	59.0	89	39	0.4	1	0	1.8	3.3
VIGORO MCINTOSH	89.5	59.6	94	37	1.6	1	1	2.2	3.7
DK GR9108	88.1	57.4	91	40	0.3	3	1	2.2	3.8
LA95181BUB40-1	87.3	58.4	87	39	0.4	1	5	1.6	3.4
LA95135D54-2-3-C	87.1	59.0	93	41	2.0	5	0	1.8	3.3
LA9560CA22-1	86.5	61.2	89	39	1.1	21	0	2.3	3.5
AGRIPRO/NATCHEZ	84.3	58.5	100	41	2.0	2	0	1.8	4.8
TERRAL TV8466	83.2	57.9	98	40	0.2	4	1	2.2	5.5
LA97113UC-124-3-B	82.0	60.1	92	40	0.3	3	1	2.2	4.1
LA96140BUA70-2	80.6	60.5	89	39	0.3	0	1	1.8	3.7
LA95283CA78-1-2-B	79.9	60.8	85	39	0.5	0	1	2.0	3.3
AGRIPRO/PANOLA	79.5	57.9	93	38	1.8	5	11	2.4	5.0
DIXIE 9812	78.9	58.8	96	44	0.7	7	7	2.8	5.8
DK 1551W	77.4	58.0	97	38	0.5	5	6	2.2	4.9
PAT	76.6	59.0	102	42	0.0	2	3	2.2	4.4
USG 3209	75.3	57.9	90	38	2.0	25	10	2.0	5.6
RO 33	71.1	58.9	102	44	0.2	0	12	2.6	6.4
DIXIE 900	70.7	58.9	102	42	0.3	0	6	2.6	6.1
RO 23	70.5	58.5	98	44	1.0	5	4	2.6	6.3
DK 7830	70.0	59.0	100	42	0.9	2	6	2.4	6.0
TERRAL TV8450	70.0	58.1	96	41	0.5	5	15	2.2	6.4
DK 7710	69.5	58.3	101	43	0.8	0	6	2.4	5.8
TERRAL TV8565	68.8	58.5	101	41	0.5	0	7	2.2	6.1
DK 9410	68.3	59.0	101	42	0.2	1	12	2.6	6.0
PROGENY 145	68.3	58.9	98	43	0.7	4	6	3.0	5.9
TERRAL TV8502	68.1	58.9	102	41	0.5	2	10	2.6	6.2
COKER 9375	67.9	56.4	99	44	1.8	24	3	2.5	6.1
ARMOR 3035	67.8	58.7	102	42	0.3	0	9	2.6	6.0
USG 3350	67.5	58.8	102	42	0.0	1	7	2.4	6.3
ARMOR 3330	67.3	58.1	101	40	0.7	1	11	2.2	5.8
PROGENY 133	67.2	59.1	100	40	0.5	2	12	3.4	5.8
PROGENY 110	66.9	58.2	100	41	0.7	9	7	2.6	5.9
PROGENY 166	66.9	58.3	102	39	0.2	1	11	3.0	6.3
DK 7900	66.1	58.8	101	41	0.7	1	12	2.2	5.7
HBK 3266	65.4	58.4	92	40	1.3	58	0	3.5	5.7
DELTA GROW 4200	64.5	58.8	102	43	0.2	1	10	2.4	6.5
AGS 2000	64.4	57.5	90	38	1.2	74	0	3.5	6.2
DELTA GROW 4500	64.3	58.0	100	40	1.3	2	11	2.8	5.9
COKER 9152	63.2	58.1	95	41	1.3	51	0	3.0	5.8
PROGENY 156	62.7	57.9	103	38	1.0	8	2	2.8	6.3
USG 3592	62.0	59.1	96	39	2.5	52	0	3.5	5.9
MCCORMICK	49.1	58.0	100	34	1.1	23	27	2.3	7.0
Mean	72.8	58.6	97	40	0.8	10	6	2.4	5.4
CV	12	2	2	7	127	71	113	25	11
LSD	7.9	0.8	2	3	0.9	11	11	0.7	1.1

Contains data for Alexandria, Bossier City, and Winnsboro, LA for 2005, and Winnsboro and Bossier City for 2004.

Bold 'Brand/variety' indicates the entry is commercially available, others are non-released breeding lines.

Phenotype is a relative 'visual appeal' rating that takes into account plant vigor, diseases, etc. 0 = best.



Table 8. Wheat performance trial across North Louisiana for three years, 2003, 2004 and 2005.

Brand / variety	Grain Yield bu/a	Test Wt lbs/bu	Head Day day off yr	Plant Height in	Lodging 0-9	Stripe Rust %	Leaf Rust %	Sep-toria 0-9	Pheno-type 0-9
TERRAL LA841	89.6	57.6	90	38	0.9	0	0	1.4	3.3
LA95181BUB40-1	86.4	57.1	89	40	0.8	1	3	1.3	3.3
AGRIPRO/NATCHEZ	86.2	57.0	99	40	1.6	3	0	1.6	4.7
TERRAL TV8466	83.4	56.5	98	39	0.7	6	1	1.8	5.5
AGRIPRO/PANOLA	81.4	56.9	94	38	1.2	3	8	1.9	3.8
DIXIE 9812	80.0	57.3	97	43	1.0	5	8	2.6	5.2
LA96140BUA70-2	79.5	59.2	90	39	0.9	1	1	1.7	3.2
DK 1551W	79.5	57.0	98	38	0.9	4	5	1.7	4.5
USG 3209	78.0	57.0	91	35	1.5	21	7	1.5	4.8
PAT	76.7	57.3	102	41	0.5	2	2	1.8	4.3
RO 33	76.7	57.2	101	43	0.9	0	10	2.0	5.3
DIXIE 900	75.7	57.3	102	42	0.9	0	5	2.1	5.1
RO 23	74.5	57.1	98	43	1.2	5	6	2.4	5.7
COKER 9375	73.7	55.0	99	42	1.4	15	2	2.0	5.3
TERRAL TV8565	73.5	57.0	101	42	1.0	0	7	1.9	5.2
TERRAL TV8502	73.3	57.5	101	42	1.1	1	8	2.2	5.5
TERRAL TV8450	73.0	56.9	96	42	0.9	7	12	1.9	5.5
AGS 2000	71.4	56.7	91	39	1.3	58	0	2.2	5.0
USG 3350	70.9	57.2	101	42	0.7	1	6	1.9	5.1
DK 9410	70.9	57.4	101	42	0.9	1	10	2.2	5.5
DK 7900	70.4	57.1	101	41	1.3	0	10	2.0	5.4
DELTA GROW 4200	70.0	57.1	101	43	0.9	0	10	2.3	5.4
HBK 3266	69.8	57.6	93	40	1.6	53	0	2.2	4.9
USG 3592	69.2	57.9	97	40	2.4	45	0	1.8	5.3
DELTA GROW 4500	68.1	56.7	100	41	1.2	3	11	2.3	5.4
COKER 9152	67.9	56.9	96	42	1.1	34	0	1.9	4.9
MCCORMICK	61.3	57.0	100	35	1.0	16	21	1.9	5.8
Mean	75.2	57.1	97	40	1.1	11	6	1.9	4.9
CV	13	2	2	6	76	74	123	28	14
LSD	6.4	0.7	2	2	0.6	10	9	0.5	0.7

Contains data for Alexandria, Bossier City, and Winnsboro, LA for 2005; Winnsboro and Bossier City for 2004; and Alexandria, St. Joseph, and Winnsboro for 2003.

Bold 'Brand/variety' indicates the entry is commercially available, others are non-released breeding lines.

Phenotype is a relative 'visual appeal' rating that takes into account plant vigor, diseases, etc. 0 = best.



Table 9. Wheat performance trial at Alexandria, LA for 2005.

Brand / variety	Grain Yield bu/a	Test Wt lbs/bu	Heading Day day of yr	Plant Height in	Lodging 0-9	Stripe Rust %	Leaf Rust %	Pheno type 0-9	Bird Damage 0-9
TERRAL TV8466	104.1	59.5	93	43	0.5	0	0	4.0	0.0
TERRAL LA841	101.4	59.9	87	43	0.0	0	0	3.0	0.5
AGRIPRO/APW742	98.0	61.9	91	41	1.5	0	6	3.5	0.0
LA9554D68-3-2-C	96.6	59.3	87	40	1.0	8	2	3.5	0.0
AGRIPRO/NATCHEZ	95.2	59.5	102	41	2.5	0	0	4.0	0.0
VIGORO MCINTOSH	94.8	60.8	91	45	1.5	0	1	3.5	0.5
LA95181BUB40-2-2-C	94.2	59.8	85	45	0.5	20	2	4.0	2.5
LA95135D54-2-3-C	93.7	60.8	91	47	1.5	0	0	3.0	0.0
DK 9577	93.6	59.7	97	41	0.0	0	4	5.5	0.0
LA95181BUB40-1	93.4	58.8	81	45	0.0	0	11	3.5	1.0
PROGENY 185	93.4	58.9	102	42	0.5	0	0	4.0	0.0
DK GR9108	93.0	58.8	89	47	1.0	0	0	3.5	1.0
LA95171CA58-3-2-C	92.9	60.2	89	43	1.0	0	4	4.0	1.5
UGA951216-2E26	92.5	60.8	91	43	0.0	0	0	2.0	0.0
LA9560CA22-1	90.9	59.3	82	46	1.0	10	0	3.0	2.0
UGA951079-2E31	90.6	59.8	91	44	0.5	0	0	3.0	0.0
AGRIPRO/APW749	89.1	58.2	91	43	2.0	10	10	4.5	0.0
ARMOR 2010	89.1	59.7	98	45	1.5	0	1	4.5	0.0
PAT	88.5	60.5	103	44	0.0	0	3	3.5	0.0
USG 3209	88.1	59.8	88	37	1.5	0	23	5.0	0.0
TERRAL TV8558	87.1	60.6	101	43	0.0	0	6	5.0	0.0
DIXIE 9812	85.8	60.6	94	45	2.0	0	1	4.0	0.0
LA97113UC-124-3-B	85.1	61.2	89	45	1.0	0	0	4.0	2.0
AGRIPRO/BERETTA	83.6	58.8	98	41	0.5	0	0	5.0	0.0
DK 1551W	82.9	60.0	96	40	1.5	0	18	4.5	0.0
PIONEER/26R61	81.4	61.9	87	44	0.0	0	0	3.5	1.0
LA96140BUBA70-2	80.5	61.1	84	44	1.0	0	3	3.0	0.0
AGRIPRO/PANOLA	79.5	58.3	91	42	2.0	20	23	6.0	0.0
HBK 3266	79.0	59.7	91	41	1.5	10	0	4.5	0.0
B980582	78.8	61.3	91	39	0.5	55	0	7.0	0.0
LA96408D-89-3-2-B	78.7	59.8	89	44	1.0	8	1	4.0	1.0
ARMOR 3330	78.6	60.7	103	43	1.0	0	2	4.5	0.0
LA98094BUB-58-5-B	78.6	60.7	68	35	1.0	0	0	4.0	4.5
DELTA GROW 4100	78.2	60.9	103	44	1.5	0	2	4.5	0.0
DK 7830	77.6	60.2	103	45	1.5	0	0	4.5	0.0
RO 23	77.0	59.7	97	46	2.0	0	0	5.0	0.0
ARMOR 3035	75.8	60.9	103	45	1.0	0	0	4.0	0.0
PROGENY 166	75.7	60.9	103	46	0.5	0	3	4.5	0.0
DK 7710	75.5	60.0	103	45	0.0	0	0	4.5	0.0
TERRAL TVX84W451	75.4	58.2	98	39	0.0	10	0	5.0	0.0
USG 3592	75.4	61.8	96	41	2.5	3	0	5.5	0.0
DK 7900	75.3	61.6	103	46	1.0	0	2	4.0	0.0
PROGENY 110	75.3	57.7	102	45	1.0	0	0	4.5	0.0
AGS 2000	74.3	60.6	89	42	2.5	33	0	6.0	4.0
DK 9410	73.9	60.7	103	45	0.5	0	2	5.0	0.0



Table 9. Wheat performance trial at Alexandria, LA for 2005.

Brand / variety	Grain Yield bu/a	Test Wt lbs/bu	Heading Day day of yr	Plant Height in	Lodging 0-9	Stripe Rust %	Leaf Rust %	Pheno type 0-9	Bird Damage 0-9
PROGENY 156	73.8	59.7	103	43	2.0	0	0	4.5	0.0
TERRAL TV8450	73.6	59.7	89	46	1.5	0	8	5.0	0.0
PROGENY 133	73.4	61.1	103	44	1.5	0	1	4.5	0.0
DELTA GROW 4500	72.8	59.2	101	45	1.5	0	2	4.5	0.0
PROGENY 145	72.1	60.0	99	46	1.0	0	2	4.5	0.0
VIGORO V9513	72.1	59.4	103	44	0.0	0	2	4.5	0.0
DIXIE 9512	71.5	61.1	103	45	1.5	0	4	4.5	0.0
DIXIE 900	71.3	60.2	103	46	1.0	0	3	5.5	0.0
DELTA GROW 4200	71.0	60.1	103	45	0.5	0	0	5.5	0.0
RO 33	70.9	60.4	103	46	0.5	0	2	5.5	0.0
TERRAL TV8502	70.7	60.0	103	45	0.5	0	2	5.0	0.0
DK 9650	70.6	57.2	101	40	0.0	5	2	5.0	0.0
USG 3350	70.5	60.3	103	44	0.0	0	1	5.0	0.0
LA952D3-1-3-C	70.1	58.6	87	37	3.0	20	25	6.5	0.5
CROPLAN 517W	69.8	59.2	88	37	0.5	28	2	6.5	0.0
TERRAL TV8565	68.0	59.4	103	45	0.5	0	2	4.5	0.0
COKER 9152	67.9	59.7	98	44	1.5	30	0	6.0	0.0
B980696	67.1	56.9		42	0.0	0	0	5.5	0.0
COKER 9375	66.3	55.8	101	43	1.0	33	11	6.0	0.0
LA95283CA78-1-2-B	64.7	61.1	77	39	0.5	0	0	3.5	3.0
CROPLAN 554W	61.7	58.1	101	38	0.0	0	24	6.0	0.0
PROGENY 125	61.5		103	41	0.5	5	0	5.5	0.0
USG EXP. 910	61.2	59.4	103	41	0.0	5	0	5.5	0.0
LA95125BUB73-2-2-B	56.5	60.3	73	38	1.5	20	0	3.5	2.5
MCCORMICK	51.2	60.3	103	35	0.0	0	60	7.0	0.0
Mean	79.0	59.9	95	43	0.9	5	4	4.6	0.4
CV	9	2	3	3	69	117	165	19	172
LSD	8.7	1.8	5	2	1.1	9	11	1.5	1.1

Dean Lee Research Station, Alexandria, LA. Steve Moore, Millie DeLoach,

Cultural and Site: Seed planted shallow in moist soil. Planted 11/10/2004 on Norwood silt loam. 100lbs of nitrogen (46-0-0) per acre applied 2/16/2005

Bold 'Brand/variety' indicates the entry is commercially available, others are non-released breeding lines.

Phenotype is a relative 'visual appeal' rating that takes into account plant vigor, diseases, etc. 0 = best.

Some missing test weights due to human error. Bird damage: 0 = none, 9 = severe.



Table 10. Wheat performance trial at Bossier City, LA for 2005.

Brand / variety	Grain Yield		Test	Head	Plant	Stripe	Leaf	Sep
	2005	2-yr	Wt	Day	Height	Rust	Rust	toria
	bu/a		lbs/bu	day of yr	in	%	%	0-9
TERRAL LA841	72.0	83.9	61.3	96	33	0	0	1.3
LA9560CA22-1	56.7	82.1	62.2	96	38	30	0	2.5
LA97113UC-124-3-B	68.2	80.7	61.2	99	37	1	1	2.0
LA95135D54-2-3-C	62.6	77.4	60.4	100	35	15	1	1.7
DIXIE 9812	51.0	76.1	59.7	102	37	16	1	2.7
VIGORO MCINTOSH	63.4	75.7	61.3	100	37	4	0	2.0
LA96140BUA70-2	50.8	75.6	61.5	99	32	1	0	1.3
AGRIPRO/NATCHEZ	63.4	74.4	59.9	108	37	3	0	1.7
LA95283CA78-1-2-B	63.7	73.8	62.5	94	35	0	1	1.7
TERRAL TV8466	54.5	73.8	57.2	107	34	1	1	1.7
DK GR9108	59.5	73.7	58.6	101	37	3	0	2.0
DIXIE 900	52.8	71.4	58.8	107	39	1	1	2.3
RO 23	50.2	71.1	59.0	104	38	4	0	2.0
LA95181BUB40-1	60.9	70.6	59.5	97	38	1	1	1.3
RO 33	52.5	70.4	59.5	107	39	1	0	2.0
PAT	55.7	69.9	59.8	108	37	2	0	2.0
DK 1551W	43.3	69.4	59.0	104	31	2	1	2.0
AGRIPRO/PANOLA	53.3	68.7	59.0	100	33	4	1	2.0
TERRAL TV8450	56.6	67.6	59.2	104	40	4	1	1.7
TERRAL TV8502	50.2	67.5	59.3	107	38	3	1	2.3
COKER 9375	33.8	67.3	56.9	106	34	33	0	2.5
PROGENY 166	58.7	67.1	58.3	107	40	1	1	2.3
USG 3209	35.9	66.3	57.5	100	27	37	0	1.5
DK 9410	56.4	66.0	59.7	106	40	1	1	2.0
DK 7830	53.9	65.9	59.1	105	38	4	0	2.0
PROGENY 110	44.7	65.0	59.6	104	38	23	1	2.0
ARMOR 3330	42.9	65.0	59.0	107	37	3	1	1.3
DK 7710	52.3	63.8	58.3	106	38	1	0	2.0
PROGENY 133	53.0	63.5	58.8	105	40	5	1	3.3
ARMOR 3035	49.8	63.3	59.1	108	39	1	0	2.0
DK 7900	48.8	63.3	58.6	107	39	2	2	1.7
DELTA GROW 4200	51.3	62.5	57.8	108	39	1	1	2.0
PROGENY 145	51.3	62.4	60.4	104	39	6	1	2.7
USG 3350	51.6	62.1	58.6	107	36	1	1	2.0
COKER 9152	35.6	61.9	58.9	101	36	68	0	3.0
HBK 3266	43.4	61.8	59.9	101	32	63	0	
AGS 2000	39.3	61.8	59.8	98	32	87	0	
TERRAL TV8565	58.3	58.6	59.1	108	41	1	1	1.7
DELTA GROW 4500	34.6	56.3	58.2	105	37	4	1	2.3
USG 3592	33.7	51.8	60.4	103	31	63	0	
PROGENY 156	41.0	48.7	57.5	108	35	6	0	2.3
MCCORMICK	20.9	46.8	58.0	106	31	67	1	3.0
LA95171CA58-3-2-C	68.8		61.5	100	36	5	0	2.0
UGA951216-2E26	62.6		62.2	98	38	2	0	1.0
AGRIPRO/APW749	61.9		61.5	98	33	4	0	2.0



Table 10. Wheat performance trial at Bossier City, LA for 2005.

Brand / variety	Grain Yield		Test Wt	Head Day	Plant Height	Stripe Rust	Leaf Rust	Sep toria
	2005	2-yr						
	bu/a		lbs/bu	day of yr	in	%	%	0-9
AGRIPRO/APW742	59.9		61.6	98	33	2	0	1.3
LA98094BUB-58-5-B	59.5		61.9	91	32	1	0	1.3
UGA951079-2E31	57.6		61.8	94	37	0	0	0.7
PIONEER/26R61	57.5		62.0	99	35	1	1	1.3
ARMOR 2010	54.9		59.7	102	38	5	1	2.0
DELTA GROW 4100	53.5		58.8	108	38	1	1	2.0
LA9554D68-3-2-C	53.5		58.8	97	33	1	1	2.0
LA95181BUB40-2-2-C	52.3		60.0	98	37	0	1	1.3
B980696	52.1		57.7	111	36	0	0	1.3
DK 9577	48.7		59.2	103	32	30	0	2.3
AGRIPRO/BERETTA	47.4		58.9	105	33	8	0	2.3
DIXIE 9512	47.1		59.5	105	38	10	1	2.3
LA96408D-89-3-2-B	46.9		60.9	101	34	23	0	2.0
VIGORO V9513	44.8		58.0	106	37	1	0	2.0
PROGENY 185	44.4		57.1	102	32	30	0	2.0
TERRAL TV8558	39.0		57.6	105	33	30	1	2.3
B980582	36.3		61.0	101	31	50	0	3.0
LA952D3-1-3-C	35.1		57.7	98	32	1	3	2.3
LA95125BUB73-2-2-B	32.8		60.2	89	31	80	0	
DK 9650	26.7		55.8	104	31	70	1	
CROPLAN 517W	22.5		57.6	101	28	63	0	
TERRAL TVX84W451	21.9		56.0	103	29	73	1	2.0
USG EXP. 910	18.6		57.3	106	32	67	0	
PROGENY 125	18.4		55.3	106	31	73	0	
CROPLAN 554W	17.2		57.9	103	26	78	0	
Mean	48.5	67.5	59.3	103	35	18	1	1.9
CV	20	16	2	1	5	45	115	32
LSD	11.8	14.5	1.4	1	2	11	1	0.9

Red River Research Station, Bossier City, LA. Jose Liscano, Jim Rabb, and Pat Colyer.

Cultural and Site: Latanier silty clay loam. Fallow previous crop. No preplant fertilizer. Glean 1/3 oz preplant herbicide. Planted 11/13/04. Harvested 5/30/2005. 120-0-0 topdress on 2/14/2004. Plot size harvested = 82 ft-sqq.

Bold 'Brand/variety' indicates the entry is commercially available, others are non-released breeding lines.

Phenotype is a relative 'visual appeal' rating that takes into account plant vigor, diseases, etc. 0 = best.

Warm weather during the late Fall and a sudden decrease of temperature may have affected the wheat. Tillering was poor. We also had a very dry seed filling period.



Table 11. Wheat performance trial at Winnsboro, LA for 2005, with 2-yr and 3-yr mean yields. Sorted by 2-yr yields.

Brand / variety	Grain Yield			Test Wt lbs/bu	Head Day day of yr	Plant Height in	Stripe Rust %	Leaf Rust %	Pheno type 0-9
	2005	2-yr bu/a	3-yr						
LA95181BUB40-1	112.2	101.6	100.0	59.2	84	38	3	12	3.8
VIGORO MCINTOSH	111.1	100.7		61.3	94	39	1	2	3.5
DK GR9108	108.4	100.1		59.0	91	40	4	1	3.5
TERRAL LA841	108.0	99.2	92.4	60.7	89	37	1	0	3.3
LA95135D54-2-3-C	97.3	93.5		60.5	95	38	4	0	3.5
LA95283CA78-1-2-B	89.2	91.8		63.1	84	36	0	2	3.5
AGRIPRO/PANOLA	91.4	90.2	88.3	59.1	94	34	2	30	5.5
LA9560CA22-1	98.0	89.3		62.4	90	42	25	0	3.5
AGRIPRO/NATCHEZ	97.8	88.6	88.4	60.0	99	37	5	0	5.0
LA96140BUA70-2	89.3	85.6	83.2	61.7	89	35	0	3	4.0
TERRAL TV8466	86.8	84.7	82.3	59.7	96	34	8	2	5.0
LA97113UC-124-3-B	83.7	81.9		61.2	92	36	13	1	4.8
DK 1551W	78.0	81.6	81.8	59.7	97	35	8	15	5.3
PAT	84.3	80.2	75.9	60.0	101	39	5	6	4.8
DIXIE 9812	79.7	79.1	78.8	60.1	96	37	13	3	6.3
USG 3209	76.6	77.9	77.2	60.0	91	30	45	30	6.8
PROGENY 145	77.2	72.8		59.8	97	42	20	1	5.8
DK 7710	78.2	72.2		59.4	102	36	0	18	6.3
RO 33	75.9	71.9	77.7	60.1	101	38	0	3	6.3
USG 3350	73.7	71.5	71.3	60.5	100	40	3	1	6.3
PROGENY 156	72.0	71.2		59.6	100	37	8	3	6.5
TERRAL TV8450	76.1	71.0	73.6	59.5	98	40	15	4	6.3
DK 7830	75.5	70.8		60.4	96	39	5	4	6.0
DIXIE 900	68.5	69.8	71.3	60.0	101	40	0	2	6.3
COKER 9375	61.9	68.9	72.2	56.7	95	38	40	0	6.8
DK 9410	75.3	68.6	69.7	60.5	98	37	3	2	6.0
ARMOR 3035	73.8	68.3		59.9	101	40	1	3	6.0
TERRAL TV8565	76.1	68.1	71.2	59.7	100	39	0	3	6.3
DELTA GROW 4500	68.3	68.0	74.0	59.5	99	39	4	1	5.8
PROGENY 133	74.9	67.9		60.8	97	38	5	6	5.8
TERRAL TV8502	72.7	67.6	70.9	60.5	99	38	8	2	6.0
RO 23	68.7	66.8	71.0	60.1	98	39	20	1	6.3
ARMOR 3330	73.4	66.4		59.5	99	38	3	7	6.0
USG 3592	60.2	65.4	71.9	62.4	96	34	65	0	7.3
PROGENY 110	66.6	64.6		59.8	99	41	15	2	6.3
DK 7900	68.5	64.4	67.0	60.2	101	38	0	4	6.0
DELTA GROW 4200	66.4	63.2	66.0	59.9	101	37	0	3	6.5
HBK 3266	67.3	62.3	66.3	60.3	95	37	65	0	6.0
PROGENY 166	68.6	62.2		60.2	100	37	5	3	6.3
COKER 9152	66.0	62.1	65.2	59.9	94	39	68	0	6.8
AGS 2000	68.0	61.7	70.0	59.6	90	33	80	0	6.5
MCCORMICK	38.0	50.4	60.0	59.4	99	27	0	80	7.0
LA95181BUB40-2-2-C	116.7			59.6	86	40	3	23	4.0
AGRIPRO/APW742	103.7			61.5	92	35	0	8	3.3
UGA951079-2E31	102.2			60.6	93	39	1	0	3.5



Table 11. Wheat performance trial at Winnsboro, LA for 2005, with 2-yr and 3-yr mean yields. Sorted by 2-yr yields.

Brand / variety	Grain Yield			Test Wt lbs/bu	Head Day day of yr	Plant Height in	Stripe Rust %	Leaf Rust %	Pheno type 0-9
	2005	2-yr	3-yr						
AGRIPRO/APW749	102.0			60.7	91	34	0	10	3.8
UGA951216-2E26	100.8			60.8	94	38	0	1	3.0
LA9554D68-3-2-C	99.7			59.3	89	37	2	10	3.8
LA95171CA58-3-2-C	97.0			61.1	91	38	1	1	4.3
TERRAL TV8558	95.9			58.9	95	35	15	5	6.0
DK 9577	91.4			59.3	96	36	10	0	5.3
LA98094BUB-58-5-B	90.5			61.8	80	35	0	0	4.5
PIONEER/26R61	87.1			61.9	91	36	9	0	4.5
LA96408D-89-3-2-B	84.0			60.8	92	36	45	1	5.3
AGRIPRO/BERETTA	83.1			58.9	95	32	10	1	6.0
PROGENY 185	80.9			58.9	96	34	4	0	5.5
VIGORO V9513	80.3			59.2	101	38	0	13	6.5
DELTA GROW 4100	78.5			60.0	100	38	3	2	6.0
B980696	75.6			57.3	107	36	0	0	5.3
ARMOR 2010	74.8			59.6	98	37	8	4	6.5
DIXIE 9512	73.1			61.1	97	39	8	3	6.3
LA95125BUB73-2-2-B	67.4			59.8	94	34	70	0	5.8
LA952D3-1-3-C	64.0			57.5	90	33	0	90	6.0
B980582	54.3			61.2	94	32	80	0	7.0
TERRAL TVX84W451	51.0			57.3	96	32	43	5	7.0
DK 9650	48.0			57.0	96	31	58	0	6.8
CROPLAN 517W	47.3			59.3	94	29	70	2	7.3
CROPLAN 554W	42.8			58.3	96	33	60	33	6.8
PROGENY 125	38.4			58.2	98	32	48	0	7.0
USG EXP. 910	36.7			58.7	97	34	45	0	7.3
Mean	78.1	75.3	75.4	59.9	95	36	17	7	5.5
CV	8	10	12	1	3	4	47	85	7
LSD	7.0	11.2	11.5	0.8	5	3	13	9	0.7

Macon Ridge Research Station, Winnsboro, LA. HJ Rick Mascagni, Bubba Bell, and Boyd Padgett.

Cultural and Site: Planting Date: 11/8/04 & 11/9/04. Harvested: 5/24/05. Fertilizer: 90 lbs Amm. Nitrate(34%) on 2/17/05. Herbicides: Sencor 12/17/04 Sprayed Wheat with 3 oz./ac.

Bold 'Brand/variety' indicates the entry is commercially available, others are non-released breeding lines.

Phenotype is a relative 'visual appeal' rating that takes into account plant vigor, diseases, etc. 0 = best.



Table 12a. Wheat performance trial across Louisiana (5 locations) for 2005.

Brand / variety	Grain Yield bu/a	Test Wt lbs/bu	Head Day day of yr	Plant Height in	Lodging 0-9	Stripe Rust %	Leaf Rust %	Pheno -type 0-9
TERRAL LA841	89.3	58.9	89	37	0.0	1	0	3.8
LA95181BUB40-1	87.6	58.0	85	41	0.0	1	11	4.1
DK GR9108	86.6	58.3	89	40	0.4	2	1	3.6
LA95181BUB40-2-2-C	85.1	58.8	87	40	0.3	5	7	4.3
LA95171CA58-3-2-C	84.7	59.7	90	38	0.4	2	1	4.1
LA9560CA22-1	84.5	61.1	87	41	0.4	18	0	3.5
UGA951216-2E26	84.2	61.4	92	39	0.0	1	0	3.4
AGRIPRO/APW742	83.9	60.6	91	37	0.6	1	14	4.0
VIGORO MCINTOSH	83.6	60.8	96	40	0.6	1	1	4.3
LA95135D54-2-3-C	83.4	59.4	94	40	0.8	6	0	3.5
UGA951079-2E31	82.7	60.4	89	40	0.2	1	0	3.9
LA97113UC-124-3-B	80.2	60.4	90	40	0.4	3	1	4.3
AGRIPRO/APW749	79.0	60.1	91	37	0.8	3	13	4.2
LA9554D68-3-2-C	78.1	58.2	88	36	0.4	2	4	3.8
PIONEER/26R61	77.0	61.2	89	39	0.0	2	0	4.3
TERRAL TV8466	75.6	58.4	98	37	0.2	4	1	5.3
LA98094BUB-58-5-B	75.4	60.3	78	34	0.4	0	0	4.2
DK 9577	74.6	59.0	97	36	0.0	14	5	5.6
LA96140BUA70-2	73.9	60.8	87	37	0.4	0	2	3.7
AGRIPRO/PANOLA	73.0	58.6	95	37	0.8	6	17	5.3
AGRIPRO/BERETTA	71.5	56.9	97	35	0.2	9	1	5.7
PROGENY 185	70.0	57.4	99	36	0.2	11	2	5.5
TERRAL TV8558	69.3	58.3	98	37	0.0	16	4	5.8
USG 3209	69.2	58.7	91	32	0.6	23	15	5.5
DK 1551W	68.9	59.0	95	35	0.6	3	18	5.0
LA96408D-89-3-2-B	68.8	60.1	91	37	0.4	20	8	4.5
PAT	68.2	58.8	103	39	0.0	2	5	4.9
DK 7710	67.8	56.6	103	39	0.0	1	6	6.1
LA95283CA78-1-2-B	67.4	60.9	83	36	0.2	0	1	4.3
ARMOR 2010	66.9	59.0	98	40	0.6	4	4	6.0
DK 7830	66.2	59.3	102	39	0.6	4	3	5.8
HBK 3266	66.2	59.7	93	37	0.6	41	0	4.9
DELTA GROW 4100	65.5	59.7	104	39	0.6	2	5	5.8
AGS 2000	65.4	59.3	88	37	1.0	58	0	6.0
DIXIE 9812	64.9	59.8	97	39	0.8	9	5	5.6
COKER 9152	63.5	59.3	97	40	0.6	49	0	5.9
PROGENY 110	63.4	58.6	102	40	0.4	13	4	6.1
USG 3592	62.9	60.9	98	36	1.0	46	0	6.3
PROGENY 133	62.9	59.5	102	40	0.6	3	5	6.0
VIGORO V9513	62.5	56.6	99	38	0.0	0	6	6.2
B980696	62.4	53.5	107	36	0.0	0	1	6.0
PROGENY 166	61.5	58.5	103	40	0.2	1	5	6.2
RO 33	61.5	58.9	105	39	0.2	0	5	6.4
B980582	61.2	60.9	90	36	0.2	49	0	6.1
USG 3350	60.8	60.0	103	39	0.0	1	6	6.2



Table 12a. Wheat performance trial across Louisiana (5 locations) for 2005.

Brand / variety	Grain Yield bu/a	Test Wt lbs/bu	Head Day day of yr	Plant Height in	Lodging 0-9	Stripe Rust %	Leaf Rust %	Pheno -type 0-9
DIXIE 900	60.3	58.3	104	40	0.4	1	4	6.5
PROGENY 145	60.2	59.4	101	41	0.4	8	4	6.3
TERRAL TV8502	59.6	58.9	104	40	0.2	4	5	6.2
LA95125BUB73-2-2-B	58.9	59.0	80	35	0.6	47	0	4.7
DIXIE 9512	58.6	59.2	96	40	0.6	6	4	6.1
ARMOR 3035	58.5	59.3	103	40	0.4	2	7	6.0
ARMOR 3330	57.5	59.2	103	38	0.4	2	6	5.9
DELTA GROW 4200	57.2	58.1	104	39	0.2	3	4	6.8
LA952D3-1-3-C	57.0	57.0	87	35	1.2	5	35	6.0
PROGENY 156	56.9	57.5	104	37	0.8	4	5	6.4
DK 9650	56.3	55.5	99	35	0.0	38	3	6.0
CROPLAN 517W	55.9	57.8	93	32	0.2	48	1	6.0
TERRAL TVX84W451	54.3	55.9	99	34	0.0	39	1	6.0
DELTA GROW 4500	54.0	57.9	103	39	0.6	3	8	6.2
COKER 9375	54.0	56.2	99	38	0.4	28	15	6.1
PROGENY 125	47.7	56.6	102	36	0.2	42	1	6.4
USG EXP. 910	46.0	57.1	101	36	0.0	37	1	6.6
CROPLAN 554W	43.3	57.7	99	32	0.0	47	12	6.4
MCCORMICK	38.4	59.3	103	31	0.0	24	45	7.4
Mean	67.1	58.8	96	38	0.4	13	5	5.4
CV	13	2	2	5	100	58	100	12
LSD	9.7	1.4	4	2	NS	16	10	0.9

Contains data for Alexandria, Baton Rouge, Bossier City, Crowley, and Winnsboro, LA for 2005.

Bold 'Brand/variety' indicates the entry is commercially available, others are non-released breeding lines.

Phenotype is a relative 'visual appeal' rating that takes into account plant vigor, diseases, etc. 0 = best.



Table 12b Wheat performance trial across Louisiana (5 locations) for 2005.

This table sorted by North LA yields. Top 15 highlighted at each location.

Brand / variety	NORTH			SOUTH			Statewide Average								
	AX	BC	WN	BR	CR	Yield	Test	Head	Height	Lodging	Stripe	Leaf	Pheno		
	Yield	Yield	Yield	Yield	Yield	Yield	Wt	Day			Rust	Rust	-type		
	Mean	Mean	Mean	Mean	Mean	Mean	Mean	Mean	Mean	Mean	Mean	Mean	Mean		
bu/a	bu/a	bu/a	bu/a	bu/a	bu/a	bu/a	lbs/bu	day of yr	in	0-9	%	%	0-9		
TERRAL LA841	93.8	101.4	72.0	108.0	81.7	85.5	76.6	89.3	58.9	89	37	0.0	1	0	3.8
VIGORO MCINTOSH	89.8	94.8	63.4	111.1	73.1	71.1	75.8	83.6	60.8	96	40	0.6	1	1	4.3
LA95181BUB40-1	88.4	93.4	60.9	112.2	86.3	91.4	79.5	87.6	58.0	85	41	0.0	1	11	4.1
AGRIPRO/APW742	87.2	98.0	59.9	103.7	77.1	71.9	87.7	83.9	60.6	91	37	0.6	1	14	4.0
LA95181BUB40-2-2-C	87.2	94.2	52.3	116.7	81.3	84.8	74.2	85.1	58.8	87	40	0.3	5	7	4.3
DK GR9108	86.9	93.0	59.5	108.4	86.0	85.2	87.8	86.6	58.3	89	40	0.4	2	1	3.6
LA95171CA58-3-2-C	86.2	92.9	68.8	97.0	82.0	83.4	80.2	84.7	59.7	90	38	0.4	2	1	4.1
AGRIPRO/NATCHEZ	85.5	95.2	63.4	97.8											
UGA951216-2E26	84.6	92.5	62.6	100.8	83.5	74.0	102.6	84.2	61.4	92	39	0.0	1	0	3.4
LA95135D54-2-3-C	84.5	93.7	62.6	97.3	81.2	80.7	82.2	83.4	59.4	94	40	0.8	6	0	3.5
AGRIPRO/APW749	83.9	89.1	61.9	102.0	70.0	74.0	62.2	79.0	60.1	91	37	0.8	3	13	4.2
UGA951079-2E31	83.5	90.6	57.6	102.2	81.3	83.4	78.6	82.7	60.4	89	40	0.2	1	0	3.9
LA9560CA22-1	81.1	90.9	56.7	98.0	89.9	85.6	95.7	84.5	61.1	87	41	0.4	18	0	3.5
LA9554D68-3-2-C	80.6	96.6	53.5	99.7	74.0	69.2	83.4	78.1	58.2	88	36	0.4	2	4	3.8
TERRAL TV8466	79.7	104.1	54.5	86.8	69.0	66.5	72.5	75.6	58.4	98	37	0.2	4	1	5.3
LA97113UC-124-3-B	79.0	85.1	68.2	83.7	82.3	82.4	82.2	80.2	60.4	90	40	0.4	3	1	4.3
DK 9577	77.9	93.6	48.7	91.4	68.0	75.5	53.1	74.6	59.0	97	36	0.0	14	5	5.6
LA98094BUB-58-5-B	76.2	78.6	59.5	90.5	74.0	74.6	73.1	75.4	60.3	78	34	0.4	0	0	4.2
PIONEER/26R61	75.4	81.4	57.5	87.1	79.8	85.5	72.1	77.0	61.2	89	39	0.0	2	0	4.3
AGRIPRO/PANOLA	74.3	79.5	53.3	91.4	70.8	73.6	67.2	73.0	58.6	95	37	0.8	6	17	5.3
PAT	73.7	88.5	55.7	84.3	60.3	59.7	61.1	68.2	58.8	103	39	0.0	2	5	4.9
LA96140BUBA70-2	73.5	80.5	50.8	89.3	74.7	76.4	72.3	73.9	60.8	87	37	0.4	0	2	3.7
LA95283CA78-1-2-B	73.3	64.7	63.7	89.2	58.2	62.7	52.1	67.4	60.9	83	36	0.2	0	1	4.3
PROGENY 185	72.9	93.4	44.4	80.9	64.1	60.9	67.4	70.0	57.4	99	36	0.2	11	2	5.5
AGRIPRO/BERETTA	71.4	83.6	47.4	83.1	71.8	69.4	75.1	71.5	56.9	97	35	0.2	9	1	5.7
TERRAL TV8558	71.4	87.1	39.0	95.9	66.3	66.2	66.3	69.3	58.3	98	37	0.0	16	4	5.8
ARMOR 2010	71.4	89.1	54.9	74.8	59.8	60.1	59.5	66.9	59.0	98	40	0.6	4	4	6.0
DIXIE 9812	70.9	85.8	51.0	79.7	55.6	65.1	42.9	64.9	59.8	97	39	0.8	9	5	5.6
DK 7710	70.3	75.5	43.3	78.2	66.3	68.3	63.7	67.8	56.6	103	39	0.0	1	6	6.1
DELTA GROW 4100	70.1	78.2	53.5	78.5	57.6	59.6	54.9	65.5	59.7	104	39	0.6	2	5	5.8
DK 7900	69.7	75.3	53.9	75.5											
LA96408D-89-3-2-B	69.1	78.7	46.9	84.0	68.3	74.5	55.9	68.8	60.1	91	37	0.4	20	8	4.5
DK 7830	68.7	77.6	52.3	75.5	61.2	62.5	59.6	66.2	59.3	102	39	0.6	4	3	5.8
TERRAL TV8565	68.3	68.0	58.3	76.1											
TERRAL TV8450	68.3	73.6	56.6	76.1											



Table 12b Wheat performance trial across Louisiana (5 locations) for 2005.

This table sorted by North LA yields. Top 15 highlighted at each location.

Brand / variety	NORTH			SOUTH			Statewide Average								
	AX	BC	WN	BR	CR	Yield	Test	Head	Height	Lodging	Stripe	Leaf	Pheno		
	Yield	Yield	Yield	Yield	Yield	Yield	Wt	Day	in	0-9	Rust	Rust	-type		
	Mean	Mean	Mean	Mean	Mean	Mean	lbs/bu	day of yr	in	0-9	%	%	0-9		
DK 9410	68.0	73.9	56.4	75.3											
PROGENY 166	67.7	75.7	58.7	68.6	51.0	55.6	44.8	61.5	58.5	103	40	0.2	1	5	6.2
PROGENY 133	67.1	73.4	53.0	74.9	55.9	54.6	57.5	62.9	59.5	102	40	0.6	3	5	6.0
USG 3209	66.9	88.1	35.9	76.6	73.1	76.1	69.1	69.2	58.7	91	32	0.6	23	15	5.5
RO 33	66.4	70.9	52.5	75.9	51.5	52.7	48.9	61.5	58.9	105	39	0.2	0	5	6.4
PROGENY 145	66.4	72.1	51.3	77.2	50.4	56.7	42.1	60.2	59.4	101	41	0.4	8	4	6.3
ARMOR 3035	66.4	75.8	49.8	73.8	44.9	59.8	25.0	58.5	59.3	103	40	0.4	2	7	6.0
B980696	66.1	67.1	52.1	75.6	55.6	46.7	64.5	62.4	53.5	107	36	0.0	0	1	6.0
VIGORO V9513	65.7	72.1	44.8	80.3	57.0	65.6	45.5	62.5	56.6	99	38	0.0	0	6	6.2
TERRAL TV8502	65.4	70.7	50.2	72.7	51.5	52.3	50.4	59.6	58.9	104	40	0.2	4	5	6.2
RO 23	65.3	77.0	50.2	68.7											
USG 3350	65.2	70.5	51.6	73.7	53.3	55.9	49.8	60.8	60.0	103	39	0.0	1	6	6.2
ARMOR 3330	64.4	78.6	42.9	73.4	48.7	53.6	42.2	57.5	59.2	103	38	0.4	2	6	5.9
DK 1551W	64.2	82.9	48.8	78.0	66.8	70.8	61.4	68.9	59.0	95	35	0.6	3	18	5.0
DIXIE 900	63.6	71.3	52.8	68.5	55.3	53.2	58.1	60.3	58.3	104	40	0.4	1	4	6.5
HBK 3266	63.2	79.0	43.4	67.3	71.3	71.5	70.9	66.2	59.7	93	37	0.6	41	0	4.9
DIXIE 9512	63.2	71.5	47.1	73.1	51.5	55.2	46.5	58.6	59.2	96	40	0.6	6	4	6.1
DELTA GROW 4200	62.9	71.0	51.3	66.4	47.5	52.5	41.0	57.2	58.1	104	39	0.2	3	4	6.8
AGS 2000	62.4	74.3	39.3	68.0	70.0	72.0	67.4	65.4	59.3	88	37	1.0	58	0	6.0
PROGENY 156	62.3	73.8	41.0	72.0	46.2	48.1	42.2	56.9	57.5	104	37	0.8	4	5	6.4
PROGENY 110	62.2	75.3	44.7	66.6	65.4	54.6	79.9	63.4	58.6	102	40	0.4	13	4	6.1
DELTA GROW 4500	58.6	72.8	34.6	68.3	45.0	52.9	29.1	54.0	57.9	103	39	0.6	3	8	6.2
COKER 9152	56.5	67.9	35.6	66.0	75.4	70.0	82.7	63.5	59.3	97	40	0.6	49	0	5.9
B980582	56.5	78.8	36.3	54.3	69.3	66.9	72.5	61.2	60.9	90	36	0.2	49	0	6.1
USG 3592	56.4	75.4	33.7	60.2	74.1	68.7	81.3	62.9	60.9	98	36	1.0	46	0	6.3
LA952D3-1-3-C	56.4	70.1	35.1	64.0	58.3	59.1	56.8	57.0	57.0	87	35	1.2	5	35	6.0
COKER 9375	53.5	66.3	33.8	61.9	54.6	64.6	41.3	54.0	56.2	99	38	0.4	28	15	6.1
LA95125BUB73-2-2-B	52.3	56.5	32.8	67.4	70.4	71.7	68.6	58.9	59.0	80	35	0.6	47	0	4.7
TERRAL TVX84W451	49.6	75.4	21.9	51.0	61.0	61.8	59.9	54.3	55.9	99	34	0.0	39	1	6.0
CROPLAN 517W	48.7	69.8	22.5	47.3	67.2	71.8	61.1	55.9	57.8	93	32	0.2	48	1	6.0
DK 9650	48.4	70.6	26.7	48.0	67.7	72.8	60.8	56.3	55.5	99	35	0.0	38	3	6.0
CROPLAN 554W	40.6	61.7	17.2	42.8	48.1	42.4	55.6	43.3	57.7	99	32	0.0	47	12	6.4
USG EXP. 910	38.8	61.2	18.6	36.7	58.2	61.3	54.2	46.0	57.1	101	36	0.0	37	1	6.6
PROGENY 125	37.4	61.5	18.4	38.4	63.9	66.7	60.3	47.7	56.6	102	36	0.2	42	1	6.4
MCCORMICK	36.7	51.2	20.9	38.0	41.4	43.6	38.4	38.4	59.3	103	31	0.0	24	45	7.4
Mean	68.4	59.9	48.5	78.1	65.2	66.7	63.0	67.1	58.8	96	38	0.4	13	5	5.4
CV	11	2	20	8	15	11.0	20	13	2	2	5	100	58	100	12
LSD	10.4	1.8	11.8	7.0	13.5	8.6	17.9	9.7	1.4	4	2	NS	16	10	0.9



Table 13. Wheat performance trial across Louisiana for two years, 2004 and 2005.

Brand / variety	Grain Yield bu/a	Test Wt lbs/bu	Head Day day of yr	Plant Height in	Lodging 0-9	Stripe Rust %	Leaf Rust %	Sep-toria 0-9	Pheno-type 0-9
TERRAL LA841	89.6	58.2	88	37	0.8	1	0	1.8	3.6
LA9560CA22-1	87.5	60.9	86	40	1.2	19	0	2.3	3.6
DK GR9108	87.1	57.5	88	40	0.8	3	1	2.2	3.6
LA95181BUB40-1	85.8	57.7	85	39	0.8	1	7	1.6	3.8
LA95135D54-2-3-C	84.6	58.7	93	40	1.8	5	0	1.8	3.6
VIGORO MCINTOSH	83.9	59.8	94	39	1.5	1	1	2.2	4.4
LA97113UC-124-3-B	81.5	59.9	90	39	0.8	2	1	2.2	4.0
TERRAL TV8466	79.2	57.9	98	37	0.8	5	1	2.2	5.9
AGRIPRO/PANOLA	78.4	58.0	93	36	1.4	4	12	2.4	4.9
LA96140BUA70-2	77.2	60.3	86	37	0.6	0	1	1.8	3.6
DK 1551W	75.8	58.1	96	36	0.8	4	12	2.2	5.3
USG 3209	75.7	58.0	89	33	1.5	22	10	2.0	5.2
PAT	72.6	58.5	102	39	0.3	2	4	2.2	4.9
DIXIE 9812	72.2	59.0	97	40	1.2	7	7	2.8	5.9
LA95283CA78-1-2-B	69.2	60.2	82	36	0.8	0	1	2.0	3.8
DK 7710	68.9	56.8	103	40	1.3	1	6	2.4	6.3
HBK 3266	68.8	58.6	91	38	1.3	52	0	3.5	5.1
DK 7830	67.6	58.8	101	39	1.0	3	6	2.4	6.2
RO 33	67.6	58.5	103	40	0.7	0	10	2.6	6.7
COKER 9152	67.1	58.3	96	40	1.5	46	0	3.0	5.5
USG 3592	67.0	59.4	97	37	2.1	51	0	3.5	6.2
AGS 2000	66.7	57.8	87	37	1.2	65	0	3.5	5.5
PROGENY 110	66.6	58.0	102	40	1.0	8	7	2.6	6.5
DIXIE 900	65.6	58.2	104	40	0.8	1	6	2.6	6.7
COKER 9375	65.4	56.1	98	40	1.3	21	9	2.5	6.0
TERRAL TV8502	64.4	58.5	103	40	0.9	3	9	2.6	6.7
USG 3350	64.4	59.3	103	39	0.7	1	8	2.4	6.6
ARMOR 3330	64.2	58.3	102	39	0.9	1	10	2.2	6.3
PROGENY 133	63.7	58.9	102	39	0.9	2	11	3.4	6.4
PROGENY 166	63.1	58.1	103	39	0.8	1	10	3.0	6.8
PROGENY 145	63.1	58.8	100	41	1.1	6	6	3.0	6.6
DELTA GROW 4500	61.3	57.5	102	39	1.3	2	12	2.8	6.5
ARMOR 3035	61.0	58.6	103	40	0.8	2	10	2.6	6.7
DELTA GROW 4200	60.2	58.1	103	40	0.7	2	9	2.4	7.0
PROGENY 156	57.6	57.2	104	37	1.1	7	4	2.8	6.9
MCCORMICK	52.2	58.3	99	32	1.1	21	30	2.3	6.9
Mean	70.8	58.5	96	38	1.0	10	6	2.4	5.6
CV	13	2	2	6	73	71	88	24	11
LSD	7.4	1.0	3	2	0.6	11	8	0.7	0.8

Contains data for Alexandria, Baton Rouge, Crowley, Bossier City, and Winnsboro, LA for 2005, and Jeanerette, Winnsboro and Bossier City for 2004.

Bold 'Brand/variety' indicates the entry is commercially available, others are non-released breeding lines.

Phenotype is a relative 'visual appeal' rating that takes into account plant vigor, diseases, etc. 0 = best.



Table 14. Wheat performance trial across Louisiana for three years, 2003, 2004 and 2005.

Brand / variety	Grain Yield bu/a	Test Wt lbs/bu	Head Day of yr	Plant Height in	Lod ging 0-9	Stripe Rust %	Leaf Rust %	Sep -toria	Bact -teria	Pheno -type 0-9
TERRAL LA841	84.7	57.1	89	37	1.0	0	0	1.4	2.0	3.7
LA95181BUB40-1	82.5	56.8	86	39	0.9	1	5	1.4	3.0	3.6
AGRIPRO/PANOLA	80.7	57.3	94	36	1.2	2	7	1.9	2.0	3.8
TERRAL TV8466	78.8	56.6	98	37	0.9	4	1	2.0	4.3	5.7
DK 1551W	78.3	57.3	97	36	1.0	4	7	1.8	3.3	4.6
LA96140BUA70-2	77.3	59.3	87	37	0.9	1	1	1.6	2.3	3.2
USG 3209	75.6	57.1	90	33	1.4	16	6	1.8	3.0	4.7
DIXIE 9812	74.1	57.6	98	40	1.2	4	7	2.9	1.0	5.4
PAT	73.3	57.3	102	39	0.5	1	2	1.6	1.5	4.6
HBK 3266	71.5	57.8	92	38	1.5	40	0	2.2	2.0	4.6
RO 33	71.1	57.1	103	40	1.0	0	9	2.3	1.0	5.7
USG 3592	70.8	58.3	97	37	2.2	36	0	2.2	2.3	5.3
AGS 2000	70.7	57.0	89	37	1.2	43	0	2.7	1.5	4.9
DIXIE 900	70.2	57.0	103	40	1.0	0	5	2.4	1.0	5.8
COKER 9152	69.0	57.5	97	40	1.3	24	0	2.0	2.8	4.7
COKER 9375	68.8	55.2	99	39	1.2	11	7	1.9	1.0	5.2
TERRAL TV8502	68.3	57.4	103	40	1.2	1	7	2.4	1.0	6.1
USG 3350	66.9	57.7	102	40	0.9	1	6	2.3	1.0	5.7
DELTA GROW 4200	65.0	56.8	103	40	1.0	1	8	2.5	1.3	6.0
DELTA GROW 4500	64.6	56.6	101	40	1.2	2	10	2.8	1.5	5.9
MCCORMICK	64.6	57.5	99	33	1.0	11	19	1.8	1.0	5.8
Mean	72.7	57.3	97	38	1.1	10	5	2.1	1.9	5.0
CV	13	2	2	5	67	74	100	29	48	14
LSD	5.4	0.7	2	1	0.5	9	6	0.5	1.3	0.6

Contains data for Alexandria, Baton Rouge, Crowley, Bossier City, and Winnsboro, LA for 2005; Jeanerette, Bossier City, and Winnsboro for 2004; and Alexandria, Baton Rouge, Crowley, Jeanerette, St. Joseph, and Winnsboro for 2003.

Bold 'Brand/variety' indicates the entry is commercially available, others are non-released breeding lines.

Phenotype is a relative 'visual appeal' rating that takes into account plant vigor, diseases, etc. 0 = best.

2004-2005 UNIFORM SOUTHERN SOFT RED WINTER WHEAT NURSERY
BATON ROUGE, LA

Table 15. USDA Uniform Southern Soft Red Winter Wheat Nursery at Baton Rouge, LA.

Cooperator: S.A. HARRISON, KELLY ARECENEAX, FRED LARUE		Location: BATON ROUGE, LA									
No. of Reps: 2		Harvest Plot Area (sq.ft.): 70			Yield LSD (.05):			Yield CV%: 8			
Fertilizer: 18-46-60 + 90-0-0		Seed Date: 11/17/2004			Harvest Date: 5/27/2005						
Date/Feekes	Growth Stage When Scored	*HD	11	*LOD	*LR	24-Mar				*PHE	
ENTRY NO.	CULTIVAR/ DESIGNATION	YIELD bu/A	TEST WT. lbs/bu	HEADING DATE	HEIGHT in.	LODGING	LEAF RUST %	STRIPE RUST %		PHENO 0-9	
29	D01*7759	83.9	59.8	91			0	3		3.5	
16	B990399	79.4	60.6	94			0	4		3.5	
11	GA961176-3A48	75.4	61.2	94			0	0		4.5	
27	D00*6874-2	72.9	61.4	95			1	0		3.3	
20	LA95135D54-2-3	72.8	59.8	97			0	0		3.8	
13	GA951395-3A31	70.8	59.8	103			0	5		6.5	
19	LA96140BUA70-2	70.1	61.4	87			1	0		3.5	
33	VA02W-370	70.1	62.3	88			0	2		4.2	
12	GA96229-3A41	69.3	60.7	98			0	0		4.3	
18	LA95181BUB40-1	69.2	58.4	86			1	0		4.0	
3	Pioneer 26R61	68.1	61.8	88			0	0		3.5	
26	D00*6874-9	67.9	61.1	96			1	0		3.5	
23	FL9547-B15-C1-D3	67.7	57.8	85			23	0		5.2	
9	SC996289	67.7	61.3	96			0	0		5.0	
6	NC00-15332	67.5	58.4	103			0	3		5.2	
8	SC996284	67.2	62.2	95			0	2		5.8	
28	D01-7017	67.1	56.3	88			0	0		3.8	
15	B990133	62.9	61.4	106			0	2		5.8	
1	AGS 2000	61.8	59.3	87			0	30		6.0	
14	B990081	61.3	55.6				0	5		6.5	
2	USG 3209	61.2	59.3	90			0	3		5.3	
24	FL95345-A10-C5	61.0	61.7	88			10	1		4.8	
32	VA02W-555	60.9	58.7	103			0	0		5.5	
21	AR 850-1-1	59.6	58.9	105			0	5		6.0	
37	NC00-15371	58.2	58.8	92			0	8		5.3	
36	NC01-27750	57.6	59.1	93			0	20		5.2	
5	TN04-01	56.1	62.9	101			0	25		6.5	
7	MV 5-46	55.3	60.8	93			3	38		6.7	
30	VA01W-21	54.8	61.6	106			10	45		7.0	
35	99751RA1-6-3	53.5	58.1	105			1	15		6.5	
25	FL99089-D35	53.1	61.3	83			5	35		6.2	
31	VA02W-513	53.0	59.8	107			0	5		7.3	
34	981543A1-1-9-3	51.9	59.5	107			0	2		6.5	
39	G20412	45.3	53.8	.			8	28		7.0	
40	G20921	43.7	59.5	109			0	73		7.7	
41	G20922	41.6	59.0	109			0	73		7.5	
4	McCormick	38.7	59.2	99			20	10		7.0	
10	GA961526-3E15	35.8	56.7	84			0	75		7.8	
22	AR 93027-5-1	35.7	54.2	.			0	73		7.7	
38	NC01-28087	32.4	52.0	.			1	83		8.2	
17	B990816	27.5	47.4	.			1	8		7.7	
LOCATION MEAN:		59.9	59.1	95			2	16		5.6	
CV%		7.9	1.3	2			130	38		8.1	
LSD (0.10)		8.2	1.3	3			4	10		0.8	
COMMENTS: Wet fall and early winter resulted in some marginal stands. Warm winter and cool spring. Very dry grainfill period with excellent quality and testwt. Low leaf rust and moderate/high stripe rust. Little septoria.											
*LOD No lodging due to very dry spring.											
*HD missing heading day indicates very late (>113) / partial vern.											
*PHE PHENOTYPE: 0 = superb visual appearance, 9 = very poor, average of 3 ratings across spring (heading to harvest).											
*LR Leaf rust is average of two ratings (3/24 & 4/11)											

2004-2005 UNIFORM SOUTHERN SOFT RED WINTER WHEAT NURSERY
Winnsboro, LA

Table 16. USDA Uniform Southern Soft Red Winter Wheat Nursery at Winnsboro, LA.

Cooperator: S.A. HARRISON, KELLY ARECENEAX, FRED LARUE		Location: Winnsboro, LA									
No. of Reps: 2		Harvest Plot Area (sq.ft.): 70				Yield LSD (.05):		Yield CV%: 10			
Fertilizer: 90-0-0 on 2/17		Seed Date: 11/16/2004				Harvest Date: 5/24/2005					
Date/Feekes Growth Stage When Scored		*STD	*RM	*LOD			*LR	*STR			*PHE
ENTRY NO.	CULTIVAR/ DESIGNATION	YIELD *YLD bu/A	TEST WT. lbs/bu	STAND 0-9	REL MAT 0-9	LODGING	LEAF RUST %	STRIPE RUST %			PHENO 0-9
11	GA961176-3A48	94.8	62.0	3.5	4.5		0	0			3.5
12	GA96229-3A41	91.8	61.7	4.5	5.0		0	0			3.3
18	LA95181BUB40-1	91.4	59.9	5.0	5.0		0	5			3.5
8	SC996284	88.7	62.4	4.0	5.0		0	8			3.5
27	D00*6874-2	86.7	62.3	4.0	4.5		0	0			3.0
6	NC00-15332	86.0	60.2	3.5	5.5		0	20			4.8
20	LA95135D54-2-3	85.5	60.5	3.5	4.5		0	8			3.5
13	GA951395-3A31	85.0	61.8	5.0	5.0		0	15			4.8
33	VA02W-370	84.5	63.5	4.0	4.0		0	13			3.8
19	LA96140BUA70-2	84.0	62.2	5.0	4.0		0	0			3.0
29	D01*7759	83.4	60.5	3.5	5.0		1	25			4.0
32	VA02W-555	81.5	60.1	3.0	5.5		0	0			3.8
9	SC996289	80.5	61.5	3.5	5.0		0	10			3.8
3	Pioneer 26R61	78.8	62.7	4.0	4.5		0	8			4.0
23	FL9547-B15-C1-D3	78.3	58.5	4.0	4.0		3	3			4.5
26	D00*6874-9	78.2	61.9	5.5	5.0		0	0			3.0
31	VA02W-513	76.7	62.1	6.0	5.5		0	28			5.3
24	FL95345-A10-C5	71.5	62.7	5.5	4.0		0	8			4.0
21	AR 850-1-1	71.2	60.5	3.0	6.0		0	25			4.5
2	USG 3209	70.9	59.9	5.5	4.5		0	38			6.0
16	B990399	70.6	61.3	4.5	5.5		0	30			4.3
28	D01-7017	67.7	57.4	3.5	5.0		3	18			4.5
14	B990081	61.7	60.1	4.5	6.5		0	8			4.8
34	981543A1-1-9-3	57.8	61.8	5.5	6.0		0	10			5.0
1	AGS 2000	55.4	59.6	6.0	4.0		0	55			6.0
15	B990133	52.9	61.7	4.0	5.5		0	33			5.5
5	TN04-01	52.0	63.7	4.0	5.5		0	43			6.5
37	NC00-15371	51.1	59.2	4.5	5.0		0	45			5.8
35	99751RA1-6-3	50.9	60.1	4.0	6.0		0	35			5.8
4	McCormick	47.3	58.5	6.0	6.0		4	38			5.5
7	MV 5-46	46.6	61.9	3.0	6.0		0	63			7.0
30	VA01W-21	45.0	62.0	3.5	6.0		0	45			6.5
36	NC01-27750	44.8	60.3	5.0	4.5		0	53			6.3
39	G20412	44.3	56.4	3.5	7.0		2	33			5.8
25	FL99089-D35	36.8	61.7	4.0	4.0		0	65			7.0
17	B990816	35.4	47.8	3.0	8.0		1	30			6.0
22	AR 93027-5-1	34.6	59.9	4.0	8.0		0	45			6.5
10	GA961526-3E15	23.9	55.8	4.0	4.0		0	73			6.8
38	NC01-28087	22.2	57.0	3.5	8.0		0	70			7.0
40	G20921	18.3	60.1	6.0	8.0		0	48			6.3
41	G20922	17.4	60.3	4.5	7.5		0	55			6.8
LOCATION MEAN:		62.7	60.3	4.3	5.4		0	27			5.0
CV%		8.6	1.0	29.9	7.7		234	36			8.9
LSD (0.10)		9.7	1.0	2.2	0.7		1	16			0.8
COMMENTS: Wet fall and early winter resulted in some marginal stands. Warm winter and cool spring. Very dry grainfill period with excellent quality and testwt. Low leaf rust and moderate/high stripe rust. Little septoria. *YLD A bold number indicates only one rep yield data due to poor stand in 2nd rep. *LOD No lodging due to very dry spring. *RM Relative Maturity at average heading; 0 = extremely early, 5 = average, 9 = very late. *STD Some poor stands from heavy fall rains. 0 = perfect stand; 5 = acceptable; 7 = poor; 9 = none. *PHE PHENOTYPE: 0 = superb visual appearance, 9 = very poor, average of 3 ratings across spring (heading to harvest). *LR Leaf rust is average of two ratings (3/11 & 4/14) *STR Stripe rust is average of two ratings (3/11 & 4/14)											



Table 17. Wheat screening nursery at Baton Rouge, LA for 2005.

Brand / variety	Grain Yield bu/a	Test Wt lbs/bu	Head Day day of yr	Stripe Rust %	Leaf Rust %	Pheno -type 0-9
AW D01*7759	78.0	59.5	92	5	1	3.5
NK B017009	75.6	61.8	91	0	1	4.0
AW D02-8486	73.0	56.8	88	1	1	4.0
TERRAL LA841 CK	72.4	58.0	91	3	0	4.5
AW D03*9705	70.7	60.5	55	8	1	3.5
PIONEER 26R61 CK	69.3	61.6	92	1	1	4.5
B990399	69.1	59.1	96	3	2	5.0
AW D01-7017	66.8	55.8	91	2	2	5.0
NK 02JH001002	65.9	57.7	91	1	3	4.0
AW D02-8244	64.5	60.8	91	3	1	4.5
AW D03*9672	63.1	60.3	87	4	0	4.5
AW D02-8494	63.1	59.1	86	0	2	3.5
AW D02-8172	59.8	58.1	91	8	1	5.0
AW D02-8597	58.6	51.8	91	2	1	5.5
AW D03*9362	57.0	59.9	89	13	0	5.5
AW D03-9083	54.2	58.9	91	8	1	6.0
AGS 2000 CK	49.3	59.7	86	10	0	4.0
AW D03*9775	48.7	60.9	91	23	0	5.0
AW D03-9448	48.0	60.5		10	0	8.0
AW D03-9013	42.4	57.3	91	1	1	3.5
MCCORMICK CK	28.2	60.3		1	18	8.0
Mean	60.8	59.0	88	5	2	4.8
CV	18.5	2.9	12	69	249	12.0
LSD	19.4	2.9	19	6	7	1.0
Ben Hur Research Farm, Central Research Stations, Baton Rouge, LA. Steve Harrison, Kelly Arceneaux, and Fred Larue .						
Cultural and Site: Planted 11/17/2004. Harvested 70 ft-sq plots on 5/27/2005. 18-46-60 pre + 90-0-0 topdress fertilizer.						
Very wet winter followed by very dry grain fill. Little Septoria glume blotch and no lodging. Very high test weights and grain quality.						
Bold 'Brand/variety' indicates the entry is commercially available, others are non-released breeding lines.						
Phenotype is a relative 'visual appeal' rating that takes into account plant vigor, diseases, etc. 0 = best.						



Table 18. Wheat screening nursery at Winnsboro, LA for 2005.

Brand / variety	Grain Yield bu/a	Test Wt lbs/bu	Stripe Rust %	Leaf Rust %	Pheno -type 0-9
TERRAL LA841 CK	111.9	60.3	0	0	3.0
AW D01*7759	98.0	60.7	8	0	4.3
AW D02-8486	96.1	63.7	5	0	3.8
AW D02-8597	95.9	60.2	6	3	4.3
AW D02-8494	89.5	60.4	41	4	6.3
AW D03-9013	88.2	60.5	15	2	4.3
AW D02-8244	86.1	63.3	6	0	4.3
AW D01-7017	84.5	59.2	5	8	4.8
PIONEER 26R61 CK	82.2	62.4	8	0	3.3
NK B017009	77.0	61.6	15	0	5.0
AW D03-9448	71.9	61.9	4	0	4.3
NK 02JH001002	70.9	59.2	18	50	7.3
B990399	69.3	61.7	78	0	7.3
AW D03*9705	67.3	61.4	74	0	7.3
AW D02-8172	66.0	60.1	76	0	7.5
AW D03*9672	65.0	61.5	68	0	7.3
AGS 2000 CK	63.2	61.3	79	0	7.3
AW D03-9083	53.4	61.5	65	0	8.3
AW D03*9775	46.1	62.6	75	0	8.3
AW D03*9362	45.6	58.0	64	0	7.8
MCCORMICK CK	38.6	59.5	8	79	8.3
Mean	74.6	61.0	34	7	5.9
CV	7.4	1.5	39	29	8
LSD	9.5	1.7	23	4	0.8

Cultural and Site: Planting Date: 11/8/04 & 11/9/04. Harvested: 5/24/05. Fertilizer: 90 lbs Amm. Nitrate(34%) on 2/17/05.
Herbicides: Sencor 12/17/04 Sprayed Wheat with 3 oz./ac.

Macon Ridge Research Station, Winnsboro, LA. HJ Rick Mascagni, Bubba Bell, and Boyd Padgett.

Bold 'Brand/variety' indicates the entry is commercially available, others are non-released breeding lines.

Phenotype is a relative 'visual appeal' rating that takes into account plant vigor, diseases, etc. 0 = best.



Table 19. Oat variety trial across Louisiana (Baton Rouge and Winnsboro) 2005.

Brand / variety	Grain Yield bu/a	Test Weight lbs/bu	Heading Day day of yr	Plant Height in	Lodging Score 0-9	Crown Rust %	Phenotype 0-9
LA96006BSB-270-S2-C	173.2	36.6	90	46	0.0	0	3.9
LA96006BSB-270-S-B-3	163.3	36.6	91	48	1.2	0	3.9
LA96006BSB119-1	153.4	37.4	94	52	1.2	0	4.1
LA98025SBSB-59-C	152.5	36.5	91	55	1.6	3	4.4
LA95033D63-1-C-S3	151.2	34.5	94	49	1.0	0	4.4
TX02U7605	146.7	35.9	85	51	4.0	0	4.2
LA98010SBS-58	142.6	38.7	91	51	2.2	0	3.5
LA99017SBSB-46	137.8	37.8	95	54	0.8	0	4.4
TAMO 405	133.1	35.5	83	43	5.2	0	3.9
LA99016SBSB-98-S	132.8	38.2	95	57	1.4	0	4.1
TX02U7097	130.2	35.0	83	54	2.2	0	3.8
LA97006GBS-22-B-S2	127.5	38.2	97	50	5.4	0	3.9
TX02M7344	126.4	37.1	94	48	6.4	0	3.8
TAMO397	122.2	33.0	83	50	3.4	14	4.6
LA99017SBSB-46-BS2	120.2	36.0	95	53	0.6	0	4.3
HORIZON 474	118.8	38.2	88	52	4.4	14	4.5
LA98009SBSB-58-B-S1	118.6	34.2	96	46	2.8	3	4.6
LA97006GSB-125-2-B-S1	118.5	32.6	88	47	6.0	34	5.4
HORIZON 321	116.3	36.2	90	46	4.2	8	4.9
PLOT SPIKE LA9339	114.3	37.3	98	52	2.6	3	4.3
LA98021SB-68-3-1	111.3	34.7	89	46	5.2	11	4.7
LA95035D73-4-1-3-4	108.3	36.4	92	55	3.0	1	4.1
LA98009SBSB-58-B	106.1	34.2	100	47	4.0	5	5.1
LA98002SBS-26-B-S1	101.3	35.5	94	52	5.0	12	4.9
HARRISON CK	78.9	33.3	95	44	3.8	28	5.2
LA980028SBSB-90-S	72.9	30.8	94	41	6.2	43	5.7
TERRAL SECT'T LA495	40.3	27.9	94	45	5.8	71	6.3
BROOKS	19.3	28.2		46	5.3	96	7.5
ARO258-7	17.2	24.8	100	37	7.5	80	7.2
Mean	115.3	34.9		92	49.3	3	14.8
CV	14.6	4.2		1	5.5	48	53.0
LSD	34	3		5	3.7	18	0.8

Baton Rouge and Winnsboro, LA.

Bold indicates a released (commercial) variety, others are non-released breeding lines.

Lodging and Stem Rust: 0 = none, 9 = severe

Phenotype is a relative 'visual appeal' rating that takes into account plant vigor, diseases, etc. 0 = best.



Table 20. Oat variety trial across Louisiana for two and three years, 2003, 2004, and 2005.

	Grain Yield	Test Weight	Heading Day	Plant Height	Lodging Score	Crown Rust	Stem Rust	Pheno type
Brand / variety	bu/a	lbs/bu	day of yr	in	0-9	%	0-9	0-9
TWO-YEAR								
LA96006BSB-270-S2-C	135.1	33.5	96	36	1.7	0	0	4.3
LA95033D63-1-C-S3	122.9	31.9	98	39	2.4	0	0	4.1
LA96006BSB119-1	120.6	34.0	99	43	2.4	0	0	3.9
LA98010SBS-58	114.1	35.9	97	40	2.8	0	0	3.4
PLOT SPIKE LA9339	109.1	34.6	103	41	2.9	1	0	4.0
TX02M7344	108.9	33.6	98	41	5.7	0	0	3.6
TAMO 405	108.5	32.3	91	35	4.2	0	0	3.7
LA97006GBS-22-B-S2	106.4	34.9	99	40	4.8	0	0	3.9
TX02U7097	104.8	32.8	90	44	2.7	0	0	4.5
HORIZON 321	103.6	34.6	99	36	3.3	3	0	4.9
TAMO397	101.7	31.1	89	44	3.1	7	0	4.6
LA98002SBS-26-B-S1	101.7	33.8	100	42	3.9	6	0	4.3
LA98009SBSB-58-B	101.4	32.4	104	39	3.7	2	0	4.4
HORIZON 474	101.2	35.6	93	43	3.5	6	2	4.3
HARRISON CK	78.9	33.3	95		3.8	28		5.2
TERRAL SECT LA495	75.0	29.2	98	38	4.3	37	0	5.9
BROOKS	51.5	29.1	100	43	5.0	65	2	6.7
ARO258-7	48.3	29.6	98	47	4.9	41	2	6.2
Mean	100.5	32.9	97	41	3.6	10	0	4.5
CV	14.5	3.2	1	7	35	47	127	12
LSD	28	3	3	4	1.8	19	1	0.7
THREE-YEAR								
LA96006BSB119-1	124.9	33.3	102	46	2.8	0	0	3.9
LA98010SBS-58	116.9	34.9	100	43	2.7	0	1	3.4
LA97006GBS-22-B-S2	116.7	34.0	102	45	3.9	0	0	3.9
PLOT SPIKE LA9339	115.8	33.3	105	45	2.3	1	1	4.0
HORIZON 321	114.3	33.7	102	37	2.6	3	0	4.7
TAMO397	113.1	30.8	96	46	2.5	5	0	4.4
TAMO 405	108.7	32.0	96	39	4.0	0	0	3.8
HORIZON 474	105.0	35.0	97	43	3.7	5	3	4.0
TERRAL SECT LA495	98.3	30.4	102	42	3.2	32	0	5.5
BROOKS	65.3	28.8	103	47	5.1	74	2	5.9
Mean	108.0	32.6	100	43	3.3	12	1	4.4
CV	15.6	3.6	1	5	42	31	79	15
LSD	15.8	1.5	2	2	1.1	16	2	0.5
Data from five tests: Baton Rouge and Winnsboro for 2005; Baton Rouge, Winnsboro, and Bossier City for 2004; and Alexandria, Baton Rouge, Bossier City, and Winnsboro for 2003.								
Bold indicates a released (commercial) variety, others are non-released breeding lines.								
Lodging and Stem Rust: 0 = none, 9 = severe								
Phenotype is a relative 'visual appeal' rating that takes into account plant vigor, diseases, etc. 0 = best.								



Table 21. Oat variety trial Baton Rouge, LA, 2005.

Brand / variety	Grain Yield bu/a	Test Weight lbs/bu	Heading Day day of yr	Plant Height in	Lodging Score 0-9	Crown Rust %	Phenotype 0-9
LA96006BSB-270-S2-C	151.5	36.1	90	52	0.0	0	4.4
LA96006BSB-270-S-B-3	140.8	36.5	91	53	0.5	0	3.9
LA95033D63-1-C-S3	135.7	33.5	94	55	1.0	0	4.6
LA98025SBSB-59-C	133.6	35.7	91	58	3.0	2	4.0
LA96006BSB119-1	129.5	37.6	94	60	1.5	1	4.3
TX02U7605	127.4	34.9	85	57	5.0	0	3.9
TAMO 405	125.0	34.6	83	45	4.0	0	3.8
LA99016SBSB-98-S	122.1	39.0	95	63	3.0	0	4.0
LA99017SBSB-46	119.8	38.4	95	62	0.5	0	4.4
LA98010SBS-58	119.1	37.8	91	56	2.0	1	3.8
LA97006GBS-22-B-S2	119.1	38.3	97	56	5.0	0	4.1
TX02M7344	117.0	36.3	94	55	4.5	0	3.8
LA99017SBSB-46-BS2	114.8	36.6	95	61	0.0	0	4.3
LA95035D73-4-1-3-4	113.7	36.7	92	61	1.0	2	3.9
TX02U7097	109.7	34.3	83	60	1.0	0	3.6
PLOT SPIKE LA9339	109.6	37.8	98	59	3.5	3	4.1
HORIZON 321	108.8	35.5	90	52	5.0	5	5.0
LA98009SBSB-58-B-S1	106.7	33.1	96	53	1.0	6	4.4
LA97006GSB-125-2-B-S1	97.2	31.7	88	50	8.0	18	4.8
HORIZON 474	94.5	35.8	88	56	5.0	5	3.8
TAMO397	76.4	29.7	83	54	8.0	22	4.8
LA98009SBSB-58-B	69.9	32.7	100	55	6.0	10	4.6
LA98021SB-68-3-1	65.0	30.2	89	45	8.5	13	4.9
LA98002SBS-26-B-S1	59.6	32.3	94	59	7.5	11	5.3
LA980028SBSB-90-S	54.4	29.4	94	40	8.5	31	5.6
TERRAL SECT'T LA495	34.4	27.1	94	46	8.0	53	5.9
HARRISON CK	24.4	29.1	95		9.0	45	5.4
ARO258-7	9.2	23.2	100		9.0	60	6.4
BROOKS	4.6	29.5				93	7.3
Mean	96.1	33.9	92	55	4.1	13	4.6
CV	15.0	4.6	1	3	38.7	39	5.7
LSD	20	2	1	3	2.8	9	0.4

Ben Hur Research Farm, Central Research Stations. Steve Harrison, Kelly Arceneaux, and Fred Larue.

Planted Nov 11, 2004. Harvested May 17, 2005. 0.40 oz/acre Amber herbicide. 70-0-0 topdress N.

Bold indicates a released (commercial) variety, others are non-released breeding lines.

Lodging and Stem Rust: 0 = none, 9 = severe

Phenotype is a relative 'visual appeal' rating that takes into account plant vigor, diseases, etc. 0 = best.



Table 22. Oat variety trial Winnsboro, LA, 2005.

	Grain Yield	Test Weight	Plant Height	Lodging Score	Crown Rust	Phenotype
Brand / variety	bu/a	lbs/bu	in	0-9	%	0-9
LA96006BSB-270-S2-C	194.9	37.2	41	0.0	0	3.5
LA96006BSB-270-S-B-3	185.7	36.8	42	1.7	0	4.0
LA98025SBSB-59-C	181.0	37.7	52	0.7	5	4.8
LA96006BSB119-1	177.2	37.2	45	1.0	0	4.0
TAMO397	167.9	36.3	47	0.3	6	4.5
LA95033D63-1-C-S3	166.8	35.5	43	1.0	0	4.3
LA98010SBS-58	166.0	39.5	47	2.3	0	3.3
TX02U7605	165.9	36.8	46	3.3	0	4.5
LA98021SB-68-3-1	157.7	39.2	47	3.0	9	4.5
LA99017SBSB-46	155.7	37.2	47	1.0	1	4.5
TX02U7097	150.7	35.8	49	3.0	0	4.0
LA99016SBSB-98-S	143.6	37.4	52	0.3	0	4.3
LA98002SBS-26-B-S1	143.1	38.6	46	3.3	13	4.5
HORIZON 474	143.1	40.6	48	4.0	23	5.3
LA98009SBSB-58-B	142.3	35.7	39	2.7	0	5.5
TAMO 405	141.1	36.4	40	6.0	0	4.0
TX02M7344	140.6	38.3	42	7.7	0	3.8
LA97006GSB-125-2-B-S1	139.8	33.5	44	4.7	50	6.0
HARRISON CK	133.4	37.5	44	0.3	12	5.0
LA97006GSB-22-B-S2	133.1	38.1	45	5.7	0	3.8
LA98009SBSB-58-B-S1	130.4	35.3	39	4.0	0	4.8
LA99017SBSB-46-BS2	125.7	35.5	45	1.0	0	4.3
HORIZON 321	123.7	36.8	40	3.7	10	4.8
PLOT SPIKE LA9339	119.0	37.0	45	2.0	3	4.5
LA95035D73-4-1-3-4	102.8	36.0	49	4.3	0	4.3
LA980028SBSB-90-S	91.4	32.3	42	4.7	55	5.8
TERRAL SECT'T LA495	46.1	28.6	45	5.0	90	6.8
BROOKS	34.0	27.4	46	5.3	100	7.8
ARO258-7	25.1	26.3	37	7.0	100	8.0
Mean	131.9	35.6	44	3.1	19	4.9
CV	15	4	8	57.6	52	10.4
LSD	27.1	2.0	6	2.4	17	0.9

Macon Ridge Research Station, Winnsboro, LA. Rick Mascagni, Bubba Bell, and Boyd Padgett.

Planted 11/19/2004. Harvested 5/25/2005. 0.4 oz/acre Amber herbicide. 60-0-0 topdress on 2/17/2005.

Bold indicates a released (commercial) variety, others are non-released breeding lines.

Lodging and Stem Rust: 0 = none, 9 = severe

Phenotype is a relative 'visual appeal' rating that takes into account plant vigor, diseases, etc. 0 = best.



Table 23 . Oat prelim-A at Baton Rouge and Winnsboro, LA, 2005.

Brand / variety	Grain Yield bu/a	Test Weight lbs/bu	Head Day doy	Ht in	Lod 0-9	Crown Rust %	Phenotype 0-9
LA98023SBSBSB-129-1-S	166.5	36.2	94	56	0.5	1	4.4
LA99016SBSBSB-88-S2	138.1	37.2	95	58	5.5	4	5.1
LA98009SBSB-55-4	133.6	36.2	90	58	4.5	1	3.6
LA97006GSB-21-1-B-S2	132.4	38.1	93	59	3.5	0	3.9
HORIZON 321	127.2	36.9	91	55	3.5	3	4.5
LA9339	121.2	37.6	98	61	3.0	1	4.4
LA96006BSB82-3-B-S2	119.0	37.9	94	60	8.0	2	4.4
LA98002SBS-64-B-S2	116.7	35.2	89	58	8.0	3	4.8
HORIZON 474	116.7	37.3	89	55	8.0	4	4.3
LA99016SBSBSB-99-S2	111.7	36.2	94	60	5.5	10	4.8
LA98002SBS-50-1-C	107.9	31.6	93	53	8.0	16	5.2
LA98009SBS-81-B-S2	106.0	32.5	94	54	7.5	13	4.4
LA98002SBSBSB-84-2-S1	101.2	34.6	94	59	8.0	10	4.4
BROOKS	35.2	32.8	.	.	.	88	7.7
Mean	116.7	35.8	93	57	5.7	11	4.7
CV	14	4				46	9.3
LSD	36.6	4.1				13	1.1
Ben Hur Research Farm, Baton Rouge, LA. AND Macon Ridge Research Station, Winnsboro, LA.							
Bold indicates a released (commercial) variety, others are non-released breeding lines.							
Phenotype is a relative 'visual appeal' rating that takes into account plant vigor, diseases, etc. 0 = best.							



Table 24 . Oat prelim-A at Baton Rouge, LA, 2005.

Brand / variety	Grain Yield bu/a	Test Weight lbs/bu	Head Day doy	Ht in	Lod 0-9	Crown Rust %	Phenotype 0-9
LA98023SBSBSB-129-1-S	164.1	36.3	94.0	55.5	0.5	1	4.0
LA9339	106.8	35.8	98.0	60.5	3.0	2	4.1
HORIZON 321	105.5	35.7	91.0	54.5	3.5	5	4.5
LA97006GSB-21-1-B-S2	105.1	38.4	93.0	58.5	3.5	0	4.0
LA98009SBSB-55-4	101.5	34.0	90.0	58.0	4.5	2	4.0
LA99016SBSBSB-88-S2	97.1	36.2	95.0	57.5	5.5	5	4.8
HORIZON 474	85.4	34.9	89.0	55.0	8.0	8	4.6
LA98002SBS-64-B-S2	75.3	32.6	89.0	58.0	8.0	5	4.9
LA96006BSB82-3-B-S2	72.6	35.1	93.5	59.5	8.0	4	4.9
LA98009SBS-81-B-S2	70.6	28.2	94.0	53.5	7.5	26	5.3
LA98002SBSBSB-84-2-S1	61.6	31.2	94.0	59.0	8.0	19	5.1
LA98002SBS-50-1-C	56.2	26.4	92.5	52.5	8.0	30	5.9
LA99016SBSBSB-99-S2	53.6	33.6	94.0	59.5	5.5	19	5.5
BROOKS	2.1					94	7.4
Mean	82.7	33.7	92.8	57.0	5.7	16	4.9
CV	24	5	1	2	17	43	9.4
LSD	34.7	3.2	1.1	2.3	1.7	12	0.8

Ben Hur Research Farm, Baton Rouge, LA.

Bold indicates a released (commercial) variety, others are non-released breeding lines.

Phenotype is a relative 'visual appeal' rating that takes into account plant vigor, diseases, etc. 0 = best.



Table 25 . Oat prelim-A at Winnsboro, LA, 2005.

Brand / variety	Grain Yield bu/a	Test Weight lbs/bu	Crown Rust %	Phenotype 0-9	Uniformity 0-9
LA99016SBSBSB-88-S2	179.1	35.2	4	5.5	1.0
LA99016SBSBSB-99-S2	169.8	35.9	0	4.0	2.0
LA98023SBSBSB-129-1-S	168.9	33.1	1	4.8	2.0
LA98009SBSB-55-4	165.7	35.3	0	3.3	1.0
LA96006BSB82-3-B-S2	165.4	37.7	1	4.0	1.5
LA98002SBS-50-1-C	159.6	33.8	1	4.5	2.0
LA97006GSB-21-1-B-S2	159.6	34.9	0	3.8	1.0
LA98002SBS-64-B-S2	158.0	34.8	0	4.8	1.0
HORIZON 321	148.8	35.0	2	4.5	1.0
HORIZON 474	147.9	36.7	1	4.0	1.0
LA98009SBS-81-B-S2	141.4	33.7	0	3.5	1.0
LA98002SBSBSB-84-2-S1	140.8	35.0	1	3.8	1.0
LA9339	135.6	36.3	1	4.8	1.0
BROOKS	68.3	29.8	81	8.0	1.5
Mean	150.6	34.8	7	4.5	1.3
CV	8	2	38	9.2	42
LSD	20.3	1.5	4	0.7	0.9

Macon Ridge Research Station, Winnsboro, LA. Rick Mascagni and Bubba Bell.

Planted 11/19/2004. Harvested 5/25/2005. 0.4 oz/acre Amber herbicide. 60-0-0 topdress on 2/17/2005.

Bold indicates a released (commercial) variety, others are non-released breeding lines.

Phenotype is a relative 'visual appeal' rating that takes into account plant vigor, diseases, etc. 0 = best.



Table 26. Oat prelim-B at Baton Rouge, LA, 2005.

Brand / variety	Grain Yield bu/a	Test Weight lbs/bu	Head Day doy	Ht in	Lod 0-9	Crown Rust %	Phenotype 0-9
LA02079-S-B-69-S2	152.7	35.3	83	54	3.5	0	3.2
LA9917SBSBSB-31-B-S-B-S1	141.9	39.9	95	57	0.0	0	4.0
LA98025SBSB-59-B-S1-B-S1	129.1	37.9	90	60	2.5	1	3.8
FL0104FSB-113-S1	126.2	32.9	81	61	8.0	1	4.4
LA02030-S-B-106-S1	121.2	37.3	94	60	0.5	1	4.2
LA02018-S-B-112-S1	120.0	37.7	89	56	4.5	1	3.7
LA02030-S-B-5-S2	119.9	37.6	88	58	3.0	0	3.5
FL99128DSB-24-S2-S-B-S2	118.3	32.8	97	56	0.0	1	5.6
LA98009SBSB-55-4-B-S1	118.0	37.3	90	60	5.0	0	3.4
LA98030BSB-68-3-3-B-S-B-S1	116.9	34.7	95	56	1.0	1	3.7
FL99153FBS-45-1-B-S-B-S2	116.1	39.6	94	60	3.5	0	4.1
LA9825BSB-38-B-8-B-S-B-S1	114.6	39.8	95	56	1.0	0	4.8
LA02054-S-B-167-S2	110.0	38.8	94	61	0.5	0	3.8
HZN 321 CK	109.5	37.4	93	57	2.5	2	4.7
LA02048-S-B-54-S2	106.8	35.0	88	60	5.5	0	4.5
LA02079-S-B-16-S2	103.2	33.9	89	60	6.0	3	4.8
LA9917SBSBSB-275-B-S-B-S1	95.1	38.4	97	66	0.5	0	4.5
LA02065-S-B-165-S1	90.3	35.8	90	56	2.0	10	4.6
LA9339 CK	84.2	36.9	98	61	4.5	3	3.9
LA976 CK	74.9	38.0	95	56	7.5	0	4.7
Mean	113.4	36.8	92	58	3.1	1	4.2
CV	9	2	1	3	55	217	12
LSD	16.7	1.2	2	3	3.1	4	0.9
Ben Hur Research Farm, Baton Rouge, LA.							
Bold indicates a released (commercial) variety, others are non-released breeding lines.							
Phenotype is a relative 'visual appeal' rating that takes into account plant vigor, diseases, etc. 0 = best.							

Uniform Oat Nursery at Baton Rouge, LA, 2005.

Table 27. USDA Uniform Winter Oat Yield Nursery at Baton Rouge, LA.

USDA/ARS Uniform Winter Oat Yield Trial 2004-05							Plot size (ft ²): 70			Seeding date:		11/11
Cooperator: S Harrison, K. Arceneaux, F Larue				Location: Baton Rouge, LA			No. Reps: 3			Harvest date:		5/17
Entry	Designation	Yield bu/A	TW lb/bu	Heading Julian	Height in.	Lodging 0-9	Wint kill %	Crown rust %	Stem rust %	BYDV 0-9	PHE 0-9	Other
1	Rodgers	5.3	.	96	.	9.0		100			7.0	
2	TAM-O-397	70.9	28.7	86	54	7.5		43			4.6	
3	Harrison	39.8	30.5	94	56	8.0		58			5.6	
4	ARO231-3	5.6	.	100	.	9.0		98			6.4	
5	ARO289-9	7.2	.	97	.	9.0		100			7.5	
6	ARO336-3	2.5	.	.	.	9.0		100			8.1	
7	ARO336-12	2.5	.	.	.	9.0		95			7.9	
8	FL9304-Y11-B3-C5	79.3	32.6	94	55	5.5		38			4.0	
9	FL9605-Ab-B4	62.6	32.1	92	55	8.0		50			5.5	
10	FL98107-C3	6.2	.	96	.	9.0		95			6.9	
11	FL-TX96M1418-C2	97.6	35.7	96	61	0.5		0			4.5	
12	LA96006BSB-270-S2	151.8	37.3	92	53	1.0		0			3.3	
13	LA976GBS-22-B-S2	79.8	33.4	95	60	3.0		0			3.9	
14	LA98001SBSBSB-82-S	64.0	36.6	95	53	3.5		15			4.6	
15	LA9810SBS-58	139.7	38.1	91	58	0.5		0			3.4	
16	LA9825SBSB-59-C	118.3	34.4	93	60	4.0		10			4.0	
17	LA99016SBSB-98-S	102.4	38.1	95	61	0.0		0			3.9	
18	NC98-197N	2.4	.	90	.	9.0		100			6.5	
19	NC01-3981	10.7	.	95	.	9.0		95			5.8	
20	SC010907	0.0	.	.	.	9.0		100			7.5	
21	TX01CSRH sel 1	129.1	34.7	87	45	3.0		0			3.5	
22	TX02U7097	97.3	32.4	88	59	4.5		0			3.8	
23	TX02U7344	122.6	36.0	94	55	3.5		0			3.9	
24	TX02U7605	128.4	35.1	85	57	7.5		0			3.5	
	<i>Mean</i>	63.6	34.4	93.0	56	5.8		46.0			5.2	
	<i>%CV</i>	18.2	4.2	1	3	26.2		17			9.1	
	<i>LSD</i>	15.9	2	1	3	2.7		14			0.8	
Comments: Please include here growing conditions during the year.												
	Wet fall; warm winter, cool spring; very dry grainfill.											
	Heavy crown rust, no stem rust.											
PHE	Phenotype: 0 = excellent visual appearance; 5 = average; 9 = very poor.											
TW	Missing test weights are due to very low yields											
	Missing heights are due to severe lodging early in grainfill that resulted from severe crown rust destroying stems.											

Appendix A. Entries in the 2004 Louisiana Agricultural Experiment Station Small Grain Performance Trials.

<u>Brand</u>	<u>Line/Variety</u>	<u>Originating Agency</u>
<u>WHEAT</u>		
AgriPro	APW742, APW749, Beretta, Natchez, Panola.....	AgriPro Seed Inc. P.O. Box 2365 Jonesboro, AR 72402
AGS	AGS 2000.....	Ag South Genetics 136 Red Oak Ave. Albany, GA 31721
Armor	Armor 2010, 3035, 3330.....	Armor Seed P.O. Box 178 Fisher, AR 72429
Croplan	Croplan 517W, 554W.....	Croplan Genetics 301 Crocker Rd. Choudrant, LA 71227
Delta Grow	Delta Grow 4100, 4200, 4500.....	Delta Grow Seed P.O. Box 219 England, AR 72046
Dixie	Dixie 900, 9512, 9812.....	Cache River Valley Seed P.O. Box 10 Cash, AR 72421
Delta King	DK 1551W, GR9108, 7710, 7830, 7900, 9410, 9577, 9650	Delta King Seed P.O. Box 970 McCrary, AR 72101
Genesis	RO 23, RO 33.....	Genesis Brand Seed P.O. Box 21085 Lansing, MI 48909
Hornbeck	HBK 3266.....	Hornbeck Seed Co. P.O. Box 472 DeWitt, AR 72042
LA lines	All numbered LA lines.....	Louisiana Agric. Expt. Stn. Agronomy Dept. - LSU Baton Rouge, LA 70803

Appendix A. Entries in the 2004 Louisiana Agricultural Experiment Station Small Grain Performance Trials.

<u>Brand</u>	<u>Line/Variety</u>	<u>Originating Agency</u>
<u>WHEAT</u>		
Pioneer	26R61.....	Pioneer Hi-Bred Int. 7501 S. Memorial Pkwy. Suite 205 Huntsville, AL 35802
Progeny	Progeny 110, 125, 133, 145, 156, 166, 185.....	Progeny Ag. Products 1529 Hwy 193 Wynne, AR 72396
Vigoro	McIntosh, V9513.....	Royster - Clark, Inc. 717 Robinson Road SE Washington C.H. OH 43160
NK	B980582, B980696, Coker 9152, Coker 9375.....	Syngenta Seeds, Inc. 778 CR 680 Bay, AR 72411
Terral	LA841, TV8450, TV8466, TV8502, TV8558..... TV8565, TVX84W451	Terral Seed Inc. P.O. Box 826 Lake Providence, LA 71254
Univ. of Ark	Pat.....	Arkansas Agric. Expt. Stn. Dept. of Agronomy University of Arkansas Fayetteville, AR 72701
UGA	951079-2E31, 951212-2E26.....	Georgia Agric. Expt. Stn. Crop & Soil Science - UGA 1109 Experiment St. Griffin, GA 30223
USG	USG 3209, 3350, 3592, EXP. 910.....	UniSouth Genetics, Inc. 2640-C Nolensville Road Nashville, TN 37211
VPI	McCormick.....	VPI 2229 Menokin Rd. Warsaw, VA 22572

Appendix A. Entries in the 2004 Louisiana Agricultural Experiment Station Small Grain Performance Trials.

<u>Brand</u>	<u>Line/Variety</u>	<u>Originating Agency</u>
<u>OATS</u>		
Ark County Seed	Harrison.....	Arkansas County Seed Co. Inc. P.O. Box 43 Stuttgart, AR 72160
LA	All Numbered LA lines.....	Louisiana Agric. Expt. Stn. Agronomy Dept. - LSU Baton Rouge, LA 70803
NC State	Brooks.....	North Carolina Agric. Expt. Stn. Crop Science Department North Carolina State University Raleigh, NC 27695
Plantation	Horizon 321, 474.....	Plantation Seed P.O. Box 398 Newton, GA 39870
Plot Spike	LA9339.....	Ragan & Massey, Inc. 100 Ponchatoula Parkway Ponchatoula, LA 70454
Terral	Secretariat LA495.....	Terral Seed Inc. P.O. Box 826 Lake Providence, LA 71254
Texas A&M	TX01CSRHSEL.1, TX027605, TX02M7344.....	Texas Agric. Expt. Stn. Dept. of Crops & Soils Texas A&M Univ. College Station, TX 77843
Univ. of Ark	ARO258-7.....	Arkansas Agric. Expt. Stn. Dept. of Agronomy University of Arkansas Fayetteville, AR 72701